



2025 - 2026

Final Budget



Letter to Citizens



Jerome Delvin, *District 1*
Michael Alvarez, *District 2*
Will McKay, *District 3*



Jerrod MacPherson
County Administrator
Matt Rasmussen
Deputy County Administrator

Board of County Commissioners

November 27, 2024

TO: Citizens of Benton County
RE: 2025-2026 Benton County Budget

Citizens of Benton County:

We are pleased to present the final 2025-2026 Benton County biennial budget. This budget is the eighth biennial budget the County has prepared as a means to maintain the financial stability and continued sustainability of County services. The 2025-2026 biennial budget was a collaborative effort amongst elected officials, departments managers, and employees. Even though Benton County is presenting a balanced budget, Benton County must continue to actively monitor their expenses and revenues to ensure fiscal sustainability. On-going financially sound business practices, strong financial management, and a conservative spending approach will aid Benton County throughout this biennial budget cycle and into the future.

A main concern for Benton County is Unfunded Mandates pushed down from the State of Washington onto the County. Benton County, an agent of the State, provides many local services on behalf of the State, including the criminal justice system, elections, and property tax assessment and collection. The State controls the taxing authority of the County and mandates the services the County is required to provide. Some of the mandated services are not funded by the State and they continue to pass additional services to the County level. The continued trend of the State shifting its responsibility to provide services to the County, without providing adequate funding for those services, will result in difficult budget decisions in upcoming budget cycles.

In 2024, the Washington State Bar Association recommended new case load standards limitations for the Office of Public Defense. The impact for the 2025-2026 budget cycle is the addition of 35 new employees at an estimated cost of \$6.6 million. The impact for the 2027-2028 biennium will be the addition of an additional 110 new employees. Currently the State only covers about 4% of the cost of providing public defense services in Benton County and has not indicated a willingness to increase the amount. The Washington State Supreme Court still must determine if these recommended case load standards should be implemented, but our budget prepares for the expected implementation. Benton County is working at the local and State levels to oppose the unilateral implementation of these case loads standards and the significant unfunded mandate they will create.

Inflation and recession impacts remain unclear and continue to create challenges to the economic forecast for Benton County. The housing market has shown signs of slowing down due to interest rates for borrowers and lack of attainable housing. Retail sales tax revenue is maintaining expected levels,

but that may be in part due to the higher cost of goods generating higher sales tax. Retail sales tax revenues have the potential to decline as inflation eases or if there is a drop in consumer spending due to consistently high costs of goods. Other inflation or recession impacts could mean lower tax revenues, making it more difficult to fund government services. Given all the unknowns, and evolving forecasts, the 2025-2026 biennial budget process was challenging. There continues to be a delicate balance between available revenues and preserving services.

Benton County is challenged with balancing the continued growth in demand for services with the restricted increase in revenues. In the General Fund, the County's largest revenue source is Property Tax, which is limited to a 1% tax increase each year. The County's largest expenditures, over 75% of the total expenditure budget in the General Fund, are for employee wages and benefits. The County continues to find innovative ways of maintaining service levels with limited resources while facing the challenge of costs outpacing revenues. The County is challenged as it strives to retain talented employees and remain competitive in the workforce and has recently completed a wage compensation study to assist in this area.

Retail sales and use tax is the County's second-largest revenue source. The County budgeted conservatively in this area in the 2025-2026 biennium. These funds will be closely monitored with the uncertainties that lie ahead for 2025-2026.

Benton County received a grant for over \$39 million in ARPA (American Rescue Plan Act) funds to assist with COVID relief. The Grant is for the time-period March 3, 2021, to December 31, 2024, with all obligated funds to be expended by December 31, 2026. Benton County estimates the Grant final spending during this budget cycle to be utilized in the following ways:

- Regional Behavioral Health Recovery Center: Benton County has obligated \$5 million to the Columbia Valley Center for Recovery designed to serve persons in mental health or substance use disorder crisis. The project is estimated to cost \$41 million. Additional funding is being provided by Grants and alternate Benton County Capital Funds.
- Juvenile Justice Center remodel: Benton County will remodel and upgrade the Benton Franklin Counties Juvenile Justice Center with an estimated ARPA contribution of \$10 million. The remodel will address the antiquated HVAC system as well as other building systems, along with reconfiguration of the facilities to promote continuous operation during a public health emergency. The project is estimated to cost \$21 million. Additional funding will be provided by alternate Benton County Capital Funds.

The Sales and Use Tax for Chemical Dependency treatment services, Mental Health treatment services, and Therapeutic courts of one-tenth of one percent was approved and adopted by Ordinance No. 639 and took effect July 1, 2022. The Behavioral Health Fund was established in which all revenues collected are deposited. All revenues collected under the tax will be used for the provision of programs and services specified in RCW 82.14.460. This being a new source of revenue for the County, all the programs and services that could be offered are not yet fully planned out. For the 2025-2026 biennium the focus of this funding will be to pay for costs related to the work to open a comprehensive behavioral health recovery center. In 2023 the State legislature changed the law regarding use of these funds to include construction of facilities. With that change Benton County is dedicating over \$11 million to the construction of the Columbia Valley Center for Recovery. Benton County participates in

the regional Benton Franklin Behavioral Health Advisory Committee which was formed to help guide the Board of County Commissioners decisions on how to best spend these funds to benefit our community.

The Public Safety Sales Tax, approved by taxpayers in 2014, has shown to be extraordinarily successful in combatting local crime and gang involvement. The 2017-2018 biennium was the first full budget cycle of this Initiative, with high rates of success. The original tax was slated to end on December 31, 2024 but in November of 2023 the voters of Benton County overwhelmingly passed a new tax, with no sunset date. This vote allowed the 2025-2026 biennium to continue many of the current programs. The County funds the Adult Drug Court, portions of Sheriff Patrol, including School Resource Officers and a Metro detective, along with portions of the Office of Public Defense, portions of the Prosecuting Attorney’s Office and Juvenile mental health and education training programs from this tax. The County has continued contracted services with multiple community organizations to provide gang and crime prevention services throughout the county. The current programs and services is estimated to be spending all of the incoming revenue and there may be limited opportunity for the growth of additional programs in the future.

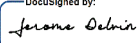
The Biennial budget includes new capital improvement projects and system updates that allow the County to provide quality and timely services to the community. The County holds over \$200 million in building and infrastructure assets. As the infrastructure continues to age, major maintenance, updating, growth and expansion are needed. New projects include but are not limited to 1) Juvenile Facility renovation 2) Event Center/Fairgrounds master plan and renovation; 3) Columbia Valley Center for Recovery; and 4) Network Infrastructure. These capital projects, along with others, can be found in the 2025-2030 Capital Improvement Plan (CIP) which is located on the Benton County website.

Uncertainty continues in the County’s receipt of Payments in Lieu of Taxes (PILT) from the United States Department of Energy. The County receives these funds because the Hanford Site occupies a large property area that otherwise would be available for property taxes. Much of these funds are passed on from the County to local school districts, library districts, and the Port of Benton to pay for projects and improvements to the community. The County retains a portion to use on capital improvement projects and other items. Due to the continued volatility surrounding these funds, the County has budgeted to receive a lower amount for the coming biennium.

The Benton County 2025-2026 biennial budget is fiscally sound and continues to provide the citizens of Benton County with quality services. The Board of Benton County Commissioners would like to acknowledge and thank the elected officials, department managers, and all employees for their diligent work to achieve County-wide goals and for providing exceptional customer service to our citizens. We look forward to a prosperous 2025-2026 for all citizens in Benton County.

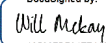
Sincerely,

BOARD OF BENTON COUNTY COMMISSIONERS

DocuSigned by:

7ED07603283E480...
Jerome Delvin, Chairman

DocuSigned by:

D5C8F57E34874E4...
Michael Alvarez, Commissioner

DocuSigned by:

135967D784E74CF...
Will McKay, Commissioner



Resolutions

RESOLUTION 2024-0827

BEFORE THE BOARD OF COMMISSIONERS OF BENTON COUNTY, WASHINGTON:

IN THE MATTER OF THE BOARD OF BENTON COUNTY COMMISSIONERS CERTIFYING THE COUNTY GENERAL LEVY FOR 2025 COLLECTION

WHEREAS, the Board of Benton County Commissioners has properly given notice of the public hearing held November 27, 2024 to consider Benton County's 2025 property tax levy for the General fund budget pursuant to RCW 36.40 et. seq. and RCW 84.55.120; and,

WHEREAS, the Board of Benton County Commissioners, after hearing, and after duly considering all relevant evidence and testimony presented, has determined that Benton County's General fund for 2025 – 2026 requires sustainability in property tax revenue from the previous year, in addition to that resulting from the addition of new construction, improvements to property, newly constructed wind turbines, and any increase in the value of state assessed property, and any annexations that have occurred and refunds made, in order to discharge the expected expenses and obligations of Benton County's General fund for 2025 - 2026; and,

WHEREAS, the rate of inflation based on the percentage of change in the Implicit Price Deflator (IPD), as defined in RCW 84.55.005(1), published in the Bureau of Economic Analysis' September 2024 *Survey of Current Business* is 2.57%; and,

WHEREAS, under RCW 84.55.005(2)(c), the limit factor for a taxing district with a population of 10,000 or over is the lesser of 101% or 100% plus inflation; and,

WHEREAS, the Board of Benton County Commissioners has determined, that to provide adequate funding for general operations and maintenance expenses in the years 2025 and thereafter, there is a substantial need for the establishment of a limit factor of 101% for 2025 to ensure sustainable funding in future years and to levy necessary property taxes for 2025; and,

WHEREAS, the previous year County General highest lawful levy was \$29,064,540.86; and,

WHEREAS, the previous year County General levy base was \$27,851,409.54, which is the previous year's actual levy of \$27,904,908.00 less administrative refund of \$53,498.46; **NOW THEREFORE**,

BE IT RESOLVED, the Board of Benton County Commissioners has determined that the property tax regular levy shall not be decreased and that an increase in the levy base of the 2025 regular property tax levy in the amount of \$0.00 (which includes a State mandated \$0.025/\$1,000 for mental health and \$0.01125/\$1,000 for veterans' assistance), is appropriate and authorized for the 2025 County General levy, and that this is a percentage increase of 0.00% from the previous year; and,

BE IT FURTHER RESOLVED, the Board of Benton County Commissioners has decided to bank the 1.00% to help ensure adequate funding is available in future years; and,

BE IT FURTHER RESOLVED, that the above described increase is exclusive of additional revenues resulting from the County administrative refund levies for 2025; and,

BE IT FURTHER RESOLVED, that the above described increase is exclusive of additional revenues resulting from new construction, improvements to property, newly constructed wind turbines, and any increase in the value of state assessed property, and any annexations that have occurred and refunds made; and,

BE IT FURTHER RESOLVED, the Clerk is hereby directed to certify a copy of this resolution and forward the same to the Benton County Assessor so that the levies set herein can be extended upon the assessment roll of the County in the manner and at the time set forth by law.

Dated this . . 27th . . day of . . . November . . . , 20 . 24 .

DocuSigned by:
Jerome Selvin
7ED07603203E48C...
Chairman of the Board

DocuSigned by:
Michael Alvarez
D6C0F57E34074E4...
Chairman Pro Tem

DocuSigned by:
Will McKay
135987D764E74CF...
Commissioner

Constituting the Board of County
Commissioners of Benton County,
Washington

DocuSigned by:
Amanda Pearson
34826A976E034CE...
Attest:
Clerk of the Board



Ordinance / Resolution No. 2024-0827
RCW 84.55.120

WHEREAS, the Board of Benton County Commissioners of Benton County- County General has met and considered
(Governing body of the taxing district) (Name of the taxing district)
its budget for the calendar year 2025; and,

WHEREAS, the districts actual levy amount from the previous year was \$ 27,904,908.00; and,
(Previous year's levy amount)

WHEREAS, the population of this district is more than or less than 10,000; and now, therefore,
(Check one)

BE IT RESOLVED by the governing body of the taxing district that an increase in the regular property tax levy
is hereby authorized for the levy to be collected in the 2025 tax year.
(Year of collection)

The dollar amount of the increase over the actual levy amount from the previous year shall be \$ 0.00
which is a percentage increase of 0.00 % from the previous year. This increase is exclusive of
(Percentage increase)

additional revenue resulting from new construction, improvements to property, newly constructed wind turbines,
solar, biomass, and geothermal facilities, and any increase in the value of state assessed property, any annexations
that have occurred and refunds made.

Adopted this 27th day of November, 24.

DocuSigned by:
Jerome Delvin
7EDD7803293E498

DocuSigned by:
Michael Alvarez
D8C8F57E34874E4

DocuSigned by:
Will McKay
135687D78AE74CF...

If additional signatures are necessary, please attach additional page.

This form or its equivalent must be submitted to your county assessor prior to their calculation of the property tax levies. A certified budget/levy request, separate from this form is to be filed with the County Legislative Authority no later than November 30th. As required by RCW 84.52.020, that filing certifies the total amount to be levied by the regular property tax levy. The Department of Revenue provides the "Levy Certification" form (REV 64 0100) for this purpose. The form can be found at: <http://dor.wa.gov/docs/forms/PropTx/Forms/LevyCertf.doc>.

To ask about the availability of this publication in an alternate format, please call (360)705-675. Teletype (TTY) users may use the Washington Relay Service by calling 711. For tax assistance, call (360) 534-1400.

RESOLUTION 2024-0828

BEFORE THE BOARD OF COMMISSIONERS OF BENTON COUNTY, WASHINGTON:

IN THE MATTER OF THE BOARD OF BENTON COUNTY COMMISSIONERS CERTIFYING THE COUNTY ROAD LEVY FOR 2025 COLLECTION

WHEREAS, the Board of Benton County Commissioners has properly given notice of the public hearing held November 27, 2024 to consider Benton County's 2025 property tax levy for the County Road budget pursuant to RCW 36.40 et. seq. and RCW 84.55.120; and,

WHEREAS, the Board of Benton County Commissioners, after hearing, and after duly considering all relevant evidence and testimony presented, has determined that Benton County's Road fund for 2025 - 2026 requires sustainability in property tax revenue from the previous year, in addition to that resulting from the addition of new construction, improvements to property, newly constructed wind turbines, and any increase in the value of state assessed property, and any annexations that have occurred and refunds made, in order to discharge the expected expenses and obligations of Benton County's Road fund for 2025 - 2026; and,

WHEREAS, the rate of inflation based on the percentage of change in the Implicit Price Deflator (IPD), as defined in RCW 84.55.005(1), published in the Bureau of Economic Analysis' September 2024 *Survey of Current Business* is 2.57%; and,

WHEREAS, under RCW 84.55.005(2)(c), the limit factor for a taxing district with a population of 10,000 or over is the lesser of 101% or 100% plus inflation; and,

WHEREAS, the Board of Benton County Commissioners has determined, that to provide adequate funding for the road projects expected in years 2025 and thereafter, there is a substantial need for the establishment of a limit factor of 101% for 2025 to ensure sustainable funding in future years and to levy necessary property taxes for 2025; and,

WHEREAS, the previous year County Road highest lawful levy was \$8,778,644.95; and,

WHEREAS, the previous year County Road levy base of \$7,698,185.96 which is the previous year's actual levy of \$7,708,184.00 less administrative refund of \$9,998.04; **NOW THEREFORE**,

BE IT RESOLVED, the Board of Benton County Commissioners has determined that the property tax road levy shall not be decreased and that an increase in the levy base of the 2025 road property tax levy in the amount of \$0.00, is appropriate and authorized for the 2025 County Road levy, and that this is a percentage increase of 0.00% from the previous year; and,

BE IT FURTHER RESOLVED, the Board of Benton County Commissioners has decided to bank the 1.00% to help ensure adequate funding is available in future years; and,

BE IT FURTHER RESOLVED, that the above described increase is exclusive of additional revenues resulting from the County administrative refund levies for 2025; and,

BE IT FURTHER RESOLVED, that the above described increase is exclusive of additional revenues resulting from new construction, improvements to property, newly constructed wind turbines, and any increase in the value of state assessed property, and any annexations that have occurred and refunds made; and,

BE IT FURTHER RESOLVED, the Clerk is hereby directed to certify a copy of this resolution and forward the same to the Benton County Assessor so that the levies set herein can be extended upon the assessment roll of the County in the manner and at the time set forth by law.

Dated this ...27th day ofNovember., 20 .24.

DocuSigned by:
Jerome Selvin
7ED07603289E406...

Chairman of the Board

DocuSigned by:
Michael Alvarez
D888F67E84874E1...

Chairman Pro Tem

DocuSigned by:
Will McKay
1652670704E740F...

Commissioner

Attest: ...
DocuSigned by:
Amanda Pearson
34825A978E0346E...
.....
Clerk of the Board

**Constituting the Board of County
Commissioners of Benton County,
Washington**

Ordinance / Resolution No. 2024-0828
RCW 84.55.120

WHEREAS, the Board of Benton County Commissioners of Benton County- County Road has met and considered
(Governing body of the taxing district) (Name of the taxing district)
its budget for the calendar year 2025; and,

WHEREAS, the districts actual levy amount from the previous year was \$ 7,708,184.00; and,
(Previous year's levy amount)

WHEREAS, the population of this district is more than or less than 10,000; and now, therefore,
(Check one)

BE IT RESOLVED by the governing body of the taxing district that an increase in the regular property tax levy is hereby authorized for the levy to be collected in the 2025 tax year.
(Year of collection)

The dollar amount of the increase over the actual levy amount from the previous year shall be \$ 0.00
which is a percentage increase of 0.00 % from the previous year. This increase is exclusive of
(Percentage increase)

additional revenue resulting from new construction, improvements to property, newly constructed wind turbines, solar, biomass, and geothermal facilities, and any increase in the value of state assessed property, any annexations that have occurred and refunds made.

Adopted this 27th day of November, 24.

DocuSigned by:
Jerome Delvin
7C09768888E488
DocuSigned by:
Michael Alvarez
DB8C8F57E84874E4...
DocuSigned by:
Will McKay
135987D764E74CF...

If additional signatures are necessary, please attach additional page.

This form or its equivalent must be submitted to your county assessor prior to their calculation of the property tax levies. A certified budget/levy request, separate from this form is to be filed with the County Legislative Authority no later than November 30th. As required by RCW 84.52.020, that filing certifies the total amount to be levied by the regular property tax levy. The Department of Revenue provides the "Levy Certification" form (REV 64 0100) for this purpose. The form can be found at: <http://dor.wa.gov/docs/forms/PropTx/Forms/LevyCertf.doc>.

To ask about the availability of this publication in an alternate format, please call (360)705-675. Teletype (TTY) users may use the Washington Relay Service by calling 711. For tax assistance, call (360) 534-1400.

RESOLUTION 2024-0829

BEFORE THE BOARD OF COMMISSIONERS OF BENTON COUNTY, WASHINGTON:

IN THE MATTER OF CERTIFYING BUDGETED TAXES FOR COLLECTION IN THE YEAR 2025 FOR BENTON COUNTY

WHEREAS, the Board of Benton County Commissioners has properly given notice of the public hearing held November 27, 2024 to consider Benton County's 2025 property tax levy pursuant to RCW 36.40 et. seq. and RCW 84.55.120; **NOW THEREFORE,**

BE IT RESOLVED, pursuant to RCW 84.52.070, the Board of Benton County Commissioners hereby certifies the following estimated levy amounts for Benton County for 2025 collection as estimated in the County's budget, which will be adopted following a public hearing scheduled to be held on November 27, 2024:

County General*	\$28,674,893.74
Including: Mental Health	\$ 907,713.57
Veteran's Assistance	\$ 408,471.11
County Road	\$ 7,921,280.42
Including: Diverted Road	\$ 776,920.11
Administrative Refunds:	
Current Expense	\$ 17,963.60
County Road	\$ 14,657.58
Veterans' Assistance	\$ 233.45
Mental Health	\$ 518.21

BE IT FURTHER RESOLVED, the actual levy amounts should be as requested and allowed by Resolutions 2024-0827 and 2024-0828.

*Note: The collections for Mental Health is to be collected at \$0.025/\$1,000 of assessed value and Veterans' Assistance is to be collected at \$0.01125/\$1,000 of assessed value.

Dated this . . . 27th . . . day of . . . November , 20 . . . 24 . . .

DocuSigned by:
Jerome Delvin
7ED07603289E408...

Chairman of the Board

DocuSigned by:
Michael Alvarez
D8C8E57E34874E4...

Chairman Pro Tem

DocuSigned by:
Will McKay
133807D704E74CF...

Commissioner

DocuSigned by:
Amanda Pearson
34825A976E0346E...
Attest:
Clerk of the Board

**Constituting the Board of County
Commissioners of Benton County,
Washington**

RESOLUTION 2024-0830

BEFORE THE BOARD OF COMMISSIONERS OF BENTON COUNTY, WASHINGTON:

IN THE MATTER OF ADOPTING THE FINAL 2025 - 2026 BENTON COUNTY BUDGETS

WHEREAS, after notice given pursuant to RCW 36.40 et. seq. the first public hearing for the purpose of adopting the 2025 - 2026 budgets was held on November 27, 2024 for the purpose of fixing the final budgets; **NOW THEREFORE**,

BE IT RESOLVED, the 2025 – 2026 Benton County budgets are adopted by the Board of Benton County Commissioners at the following levels:

- Agency Expenses: Transfers-out (50000's) – category level within each department.
- Salary (51000's) – category level within each department, and line item level within each department for overtime, temporary help, and holiday pay.
- Benefits (52000's) – category level within each department, and line item level within each department for uniform & accessories (52105) and uniform laundry (52106). Employee payroll benefits for social security, retirement, paid family medical leave, and medical insurance cannot be used for employee benefits such as uniforms & accessories (52105), and uniform laundry (52106) without Board approval.
- Supplies (53000's) – category level within each department.
- Services and pass-through payments (54000's) – category level within each department.
- Capital outlays (56000's) – category level within each department with the exception of Capital Outlay Leases (56601), which is associated with GASB 87 and Leases, and is not budget checked.
- Debt service principal and debt service interest and issuance costs (57000s and 58000s) - category level within each department.
- Interfund payments (90000's) – line item level within each department with the exception of the County Road Fund (1010) which is at the object code level.

BE IT FURTHER RESOLVED, line item transfers from all categories, that are meant to create a new position, reclassify/regrade a position or increase an employee's step beyond the normal annual increase, in Salary (51000's) and/or Benefits (52000's), are to be brought before the Board of Commissioners under scheduled business for review and approval; and,

BE IT FURTHER RESOLVED, line item transfers from all categories, that are meant to create a temporary training position, in Salary (51000's), are to be brought before the Board of Commissioners under scheduled business for review and approval. The temporary position may be requested for up to 90 days of budget appropriation. The requested appropriated budget shall be transferred within the current approved budget (example, a Department shall find the funding within their current approved budget line items); and,

BE IT FURTHER RESOLVED, line item transfers from all categories within each department, to or from overtime, temporary help, and holiday pay will need Board approval; and,

BE IT FURTHER RESOLVED, line item transfers between categories within each department, with the exception of transfers between Supplies (53000's) and Services (54000's), will need Board approval; and,

BE IT FURTHER RESOLVED, line item transfers to an Interfund payment (94000's) line item from a Supplies (53000's) or Services (54000's) line item within each department will not need Board approval; and,

BE IT FURTHER RESOLVED, line item transfers to/from a Debt Service Principal and Debt Service Interest and Issuance Costs (57000's and 58000's) to/from Supplies (53000's) or Services (54000's) within each department will not need Board approval: and,

BE IT FURTHER RESOLVED, each department is required to account for expenditures and revenues within the prescribed BARS-assigned account numbers as detailed by each departmental budget; and,

BE IT FURTHER RESOLVED per the detailed attachments to this resolution, the Benton County budgets for 2025 - 2026 are hereby adopted:

Total General Fund Revenues	\$194,352,991
Total General Fund Expenditures	\$194,352,318
To Balance	\$ (673)
Total Road Fund Revenues	\$ 35,504,285
Total Road Fund Expenditures	\$ 37,504,284
To Balance	\$ 1,999,999
Total Other Funds Revenues	\$173,203,290
Total Other Funds Expenditures	\$308,666,573
To Balance	\$135,463,283
Total Revenues	\$403,060,566
Total Expenditures	\$540,523,175
To Balance	\$137,462,609

Dated this .. 27th .. day of November .. , 20 .. 24 ..

DocuSigned by:
Jerome Delvin
 7E007603283E486

Chairman of the Board

DocuSigned by:
Michael Alvarez
 8060F57E34074E4...

Chairman Pro-Tem


DocuSigned by:
Will McKay
 1858878704E740F...

Commissioner


DocuSigned by:
Amanda Pearson
 24825A975E034CE...

Attest:
Benton County,
Clerk of the Board

**Constituting the Board of County
 Commissioners of
 Washington**



General Fund



BENTON COUNTY, WASHINGTON**2025-2026 Current Expense Budget**

Revenues, Expenditures and Fund Balance

11/27/2024

	2023/24 Adopted Budget	2025/26 Adjusted Baseline	Final Revision	2025/26 Final Budget
Estimated Begining Fund Balance	\$12,000,000	\$18,000,000	- \$	18,000,000
Revenues:				
Real and Personal Property Taxes	53,050,348	55,373,785	(53,854)	55,319,931
Administrative Refunds	6,985	7,000	11,715	18,715
Diverted Road Taxes	1,384,072	1,465,887	-	1,465,887
Retail Sales and Use Taxes	30,750,000	34,318,000	-	34,318,000
Retail Sales and Use Taxes-Criminal Justice	2,972,000	3,468,000	-	3,468,000
Other Taxes	545,125	545,500	-	545,500
Licenses and Permits	313,227	338,324	-	338,324
Intergovernmental Revenues	35,283,628	31,715,522	1,000,000	32,715,522
Charges for Services	36,026,425	45,712,050	3,354,219	49,066,269
Fines and Forfeitures	4,050,557	2,861,195	-	2,861,195
Miscellaneous Revenues	5,725,698	7,229,325	-	7,229,325
Other Financing Sources	2,909,600	2,909,600	4,096,723	7,006,323
Total Revenues	173,017,665	185,944,188	8,408,803	194,352,991
Expenditures:				
Assessor	5,405,924	5,843,613	6,566	5,850,179
Auditor	3,942,467	4,112,157	31,189	4,143,346
Board of Equalization	50,053	37,777	-	37,777
Civil Service	96,931	-	-	-
Clerk	7,496,976	7,278,310	307,298	7,585,607
Commissioners	3,983,933	4,585,187	210,037	4,795,224
Co-Operative Extension	742,412	784,263	30	784,293
Coroner	1,079,144	1,254,112	-	1,254,112
Facilities	7,122,627	7,118,536	766,115	7,884,651
District Court	10,266,061	11,150,814	432,068	11,582,881
LEOFF	435,000	435,000	-	435,000
Non-Departmental	8,614,559	11,204,724	(286,325)	10,918,399
Planning	2,723,256	4,435,939	(719,124)	3,716,815
Prosecuting Attorney	13,135,389	14,595,734	605,216	15,200,950
Sheriff-Administration	2,299,643	2,750,045	(3,196)	2,746,849
Sheriff-C & R	1,508,988	1,354,515	(24)	1,354,491
Corrections	42,309,470	46,771,353	(37,358)	46,733,994
Sheriff-Patrol	18,560,229	20,256,954	(11,146)	20,245,808
Superior Court	7,327,387	7,807,391	1,172,621	8,980,012
Treasurer	3,296,997	3,492,703	(4,641)	3,488,062
Sheriff-Traffic Control	1,384,072	1,465,887	-	1,465,887
Parks	521,320	649,030	6,680	655,710
Human Resources	1,034,705	1,218,911	30,577	1,249,488
TB Hospital	158,340	169,743	(11,400)	158,343
GIS	687,013	556,488	-	556,488
Office of Public Defense	7,489,746	7,758,243	6,649,999	14,408,242
Animal Control	595,825	1,082,055	100,557	1,182,612
Adult & Juvenile Drug Court	737,610	937,097	-	937,097
CARES Act	20,044,681	15,000,000	1,000,000	16,000,000
Total Expenditures	173,050,758	184,106,579	10,245,739	194,352,318
Net Increase/(Decrease) to Fund Balance	(33,093)	1,837,609	(1,836,936)	673
Estimated Ending Fund Balance	\$11,966,907	\$19,837,609	\$ (1,836,936)	\$ 18,000,673



Public Safety Sales Tax



BENTON COUNTY, WASHINGTON**2025-2026 Public Safety Tax Budget**

Revenues, Expenditures and Fund Balance

11/27/2024

	2023/24 Adopted Budget	2025/26 Adjusted Baseline	Final Revision	2025/26 Final Budget
Estimated Beginning Fund Balance	\$ 19,500,000	\$ 9,825,000		\$ 9,825,000
Revenues:				
Retail Sales and Use Taxes	20,150,000	22,221,330		22,221,330
Investment Interest/Misc Revenue/Other	600,000	460,000	-	460,000
Total Revenues	20,750,000	22,681,330	-	22,681,330
Expenditures:				
Clerk	1,507,718	1,676,997	250,916	1,927,913
Coroner	834,000	751,353	168,418	919,771
Mental Health Court	2,300,697	-	-	-
Non-Departmental	11,189,546	5,487,777	(786,000)	4,701,777
Planning	183,032	199,444	-	199,444
Prosecuting Attorney	2,799,061	3,175,650	-	3,175,650
Sheriff Custody	324,187	361,362	-	361,362
Sheriff Patrol	9,392,281	9,582,600	408,459	9,991,059
Metro Drug Task Force	1,312,135	1,416,815	(217,407)	1,199,408
Superior Court	672,935	784,543	(270,383)	514,160
Public Safety Administration	95,150	657,618	-	657,618
Office of Public Defense	2,443,864	4,502,414	-	4,502,414
Adult & Juvenile Drug Court	1,027,727	1,089,605	445,997	1,535,603
Juvenile Operations	767,584	815,687	-	815,687
Total Expenditures	34,849,917	30,501,866	0	30,501,867
Net Increase/(Decrease) to Fund Balance	(14,099,917)	(7,820,536)	(0)	(7,820,537)
Estimated Ending Fund Balance	\$ 5,400,083	\$ 2,004,464	\$ (0)	\$ 2,004,463



Special Funds



BENTON COUNTY, WASHINGTON

Consolidated Budget

For Years January 1, 2025 through December 31, 2026

11/27/2024

Fund	Fund Number	Estimated Beginning		Taxes	Revenues	Transfer from Active Funds		Total Funds Available		Expenditures	Transfer to Active Funds		Estimated Ending			
		Cash 01/01/2025				Funds					Funds		Cash 12/31/2026			
General Fund	0010	\$ 18,000,000	\$	95,136,033	\$	92,290,235	\$	6,926,723	\$	212,352,991	\$	187,732,931	\$	6,619,387	\$	18,000,673
County Road	1010	2,000,000		14,548,720		16,943,850		4,011,715		37,504,285		37,504,284		-		1
CRIMP	1020	4,677,938		-		1,116,503		-		5,794,441		-		5,794,441		-
Flood Control	1030	5,391		-		500		-		5,891		-		5,891		-
Veterans' Assistance	1040	1,610,128		829,196		153,456		-		2,592,780		2,369,256		-		223,524
Auditor's O&M	1060	479,465		-		420,000		-		899,465		443,902		-		455,563
Benton County Human Services	1070	1,042,000		1,842,658		-		-		2,884,658		1,952,504		-		932,154
Human Services	1080	2,733,516		-		22,284,834		-		25,018,350		25,015,871		-		2,479
Treasurer's Investment Pool	1090	500,000		-		864,000		-		1,364,000		264,492		-		1,099,508
Park Development	1100	720,000		-		61,444		-		781,444		600,000		-		181,444
Election Reserve	1110	747,785		-		2,995,000		834,195		4,576,980		4,220,368		-		356,612
Treasurer's O&M	1120	700,000		-		305,040		-		1,005,040		399,078		-		605,962
Paths & Trails Reserve	1140	174,747		-		36,936		-		211,683		300		211,383		-
Juvenile Center	1150	1,493,792		-		10,230,037		9,292,160		21,015,989		20,671,300		-		344,689
Inmate Benevolence	1160	1,950,000		-		1,882,010		-		3,832,010		2,800,412		-		1,031,598
Crime Victim Compensation	1200	512,669		-		690,303		-		1,202,972		876,591		-		326,381
Event Center	1240	1,074,541		-		854,000		500,000		2,428,541		2,428,541		-		0
Sheriff Investigative	1260	367,424		-		35,000		-		402,424		402,424		-		-
Boating Safety & Patrol	1270	130,556		-		134,913		-		265,469		265,468		-		1
Treasurer's Service Fund	1280	12,000		-		2,700		-		14,700		3,700		-		11,000
REET Technology	1290	220,000		-		35,000		-		255,000		98,000		-		157,000
1/4% Real Estate Excise Tax	1300	6,700,000		2,000,000		-		-		8,700,000		7,964,000		236,000		500,000
Probation Assessment	1310	-		-		-		-		-		-		-		-
Central Services Replacement	1320	2,621,600		-		1,728,116		-		4,349,716		2,258,093		-		2,091,623
1/10% CJ Jail-Juvenile	1330	31,300,000		12,484,000		-		-		43,784,000		26,611,997		12,041,207		5,130,796
Noxious Weed	1340	-		-		-		-		-		-		-		-
Sustainable Development	1350	323,700		-		991,284		600,000		1,914,984		1,723,341		-		191,643
Courthouse Facilitator	1360	150,000		-		71,500		-		221,500		67,500		-		154,000
Family Services	1380	67,873		-		58,000		-		125,873		81,714		-		44,159
Family Services Superior Court	1400	21,500		-		24,500		-		46,000		-		40,000		6,000
Sheriff Equipment Purchase &	1410	796,835		-		-		-		796,835		796,800		-		35
Jail Depreciation Reserve	1420	2,362,417		-		75,000		536,600		2,974,017		2,111,264		-		862,753
Distressed County Tax Credit	1430	-		-		-		-		-		-		-		-
Rural County Capital Fund	1440	30,635,726		12,400,980		-		-		43,036,706		43,033,810		-		2,896

BENTON COUNTY, WASHINGTON

Consolidated Budget

For Years January 1, 2025 through December 31, 2026

Wednesday, November 27, 2024

Fund	Fund Number	Estimated Beginning Cash 01/01/2025	Taxes	Revenues	Transfer from Active Funds	Total Funds Available	Expenditures	Transfer to Active Funds	Estimated Ending Cash 12/31/2026
Clerk's Collection	1460	\$ 344,430	\$ -	\$ 105,184	\$ -	\$ 449,614	\$ 435,487	-	\$ 14,127
Public Safety Tax	1480	9,825,000	22,221,330	460,000	-	32,506,330	30,501,867	-	2,004,463
Protective Inspection Services	1490	1,325,000	-	1,741,345	10,916	3,077,261	2,537,005	-	540,256
Pest Board	1500	100,000	-	220,509	-	320,509	320,509	-	(0)
Work Crew Replacement	1510	266,700	-	24,300	-	291,000	150,000	-	141,000
State Housing Income	1520	1,308,000	-	395,000	-	1,703,000	1,703,000	-	-
VIT Impact	1530	-	-	-	-	-	-	-	-
Homeless Housing	1540	1,715,935	-	2,048,630	-	3,764,565	3,764,565	-	-
Solid Waste Collection	1550	640,000	-	1,302,937	-	1,942,937	1,942,840	-	97
Trial Court Improvement	1560	537,800	-	319,470	-	857,270	857,270	-	-
Historical Preservation	1570	130,000	-	55,000	-	185,000	130,000	-	55,000
Domestic Violence Assessment	1580	5,893	-	1,563	-	7,456	6,900	-	556
Affordable Housing & Supportive	1590	2,530,322	500,000	148,000	-	3,178,322	3,178,322	-	-
Behavioral Health	1600	13,425,000	13,000,000	860,000	-	27,285,000	26,806,893	-	478,107
CRID #11 & #12	2700	100,000	-	5,750	-	105,750	-	-	105,750
CRID #15	2710	225,000	-	11,200	-	236,200	-	-	236,200
CRID #16	2720	45,000	-	1,000	-	46,000	-	-	46,000
CRID #21 Construction	2730	8,200	-	115,500	-	123,700	123,700	-	-
CRID Guaranty	2790	77,500	-	2,000	-	79,500	-	-	79,500
Health Building Bond	2980	78,600	-	632,400	236,000	947,000	870,000	-	77,000
Justice Center Bond	2990	134,500	-	-	-	134,500	-	-	134,500
Detox Center Construction	3030	-	-	-	-	-	-	-	-
Capital Projects	3050	25,000,000	-	841,000	2,000,000	27,841,000	27,339,379	-	501,621
CRID #21 Construction	3730	-	-	-	-	-	-	-	-
Equipment Rental & Revolving	5010	8,500,000	-	10,965,432	-	19,465,432	11,443,998	-	8,021,434
Central Services	5020	1,726,500	-	12,005,308	-	13,731,808	12,317,479	-	1,414,329
Workmen's Compensation	5030	3,100,000	-	3,622,510	-	6,722,510	3,732,702	-	2,989,808
Insurance Management	5040	4,100,000	-	11,098,147	-	15,198,147	12,832,014	-	2,366,133
Accumulated Leave	5050	1,766,000	-	1,882,994	-	3,648,994	1,882,994	-	1,766,000
GRAND TOTALS		\$191,146,983	\$174,962,917	\$203,149,340	\$24,948,309	\$594,207,549	\$515,574,866	\$24,948,309	\$53,684,374

--



Revenues

BENTON COUNTY
2025-2026 FINAL REVENUE BUDGET

	2021 Actuals	2022 Actuals	2023-2024 Budget	2023 Actuals	2025-2026 Budget
0010 - General Fund					
30 - Est Beg Fnd Bal					
Est Beginning Fund Balance	0.00	0.00	-12,000,000.00	0.00	-18,000,000.00
30 - Est Beg Fnd Bal Total	0.00	0.00	-12,000,000.00	0.00	-18,000,000.00
31 - Taxes					
Criminal Just Sales & Use Tax	-1,597,663.01	-1,621,471.67	-2,972,000.00	-1,700,014.60	-3,468,000.00
Diverted County Road Prop Tax	-601,040.29	-664,574.95	-1,384,072.00	-733,558.16	-1,465,887.00
Leasehold Excise Tax	-271,286.38	-252,412.44	-543,625.00	-266,168.02	-544,000.00
Local Leasehold Interest	-1,166.18	-637.13	-1,500.00	-1,698.92	-1,500.00
Local Retail Sales & Use Tax	-15,599,398.90	-15,214,050.25	-30,750,000.00	-16,822,474.33	-34,318,000.00
Real & Per Tax-Adm/Refund Levy	0.00	0.00	-6,985.00	0.00	-18,715.00
Real & Personal Property Tax	-24,197,275.12	-24,937,556.50	-53,050,348.00	-25,845,250.40	-55,319,931.00
Sale of Tax Title Property	0.00	0.00	0.00	0.00	0.00
Timber Excise Tax	0.00	0.00	0.00	0.00	0.00
31 - Taxes Total	-42,267,829.88	-42,690,702.94	-88,708,530.00	-45,369,164.43	-95,136,033.00
32 - Licenses and Permits					
Animal Licenses	-2,255.00	-2,300.00	-3,007.00	-9,000.00	-18,000.00
Boundary Review Board	0.00	0.00	0.00	0.00	0.00
Gun Permits	-46,571.50	-56,106.25	-99,720.00	-57,136.50	-109,824.00
Marriage Licenses-County	-5,280.00	-10,224.00	-25,000.00	-10,256.00	-25,000.00
Planning Fees & Charges	-61,853.93	-61,687.06	-100,000.00	-51,885.71	-100,000.00
Subdivision Fees	-31,500.00	-31,700.00	-50,500.00	-20,100.00	-50,500.00
Zoning Fees	-17,200.00	-20,600.00	-35,000.00	-22,000.00	-35,000.00
32 - Licenses and Permits Total	-164,660.43	-182,617.31	-313,227.00	-170,378.21	-338,324.00
33 - Intergov Rev					
ACAC Grant	0.00	0.00	0.00	0.00	0.00
Adult Court Costs-Juv Offender	-10,587.50	-9,753.23	-21,000.00	-9,881.44	-21,000.00
AOC CARES funding	-83,111.38	0.00	0.00	0.00	0.00
AOC LFO Reimbursement	0.00	0.00	0.00	0.00	0.00
AOC overtime reimbursement	0.00	0.00	0.00	0.00	0.00
Autopsy Cost Reimb (State)	-38,774.43	-19,123.60	-40,000.00	-21,177.00	-85,000.00
BJA -STOP School Violence	-54,513.48	-61,502.44	-40,000.00	-24,881.58	0.00
Blake Funding	-114,000.00	-110,000.00	-1,800,000.00	0.00	0.00
CARES Act 1	0.00	0.00	0.00	0.00	0.00

	2021 Actuals	2022 Actuals	2023-2024 Budget	2023 Actuals	2025-2026 Budget
CARES Act 2 ADO	0.00	0.00	0.00	0.00	0.00
Child Sup Enforce Pros Atty	-519,397.00	-376,875.00	-970,788.00	-630,096.00	-1,233,852.00
Child Support	-243,402.00	-176,571.00	-454,890.00	-295,236.00	-580,636.00
Child Support Enforcemnt Clerk	-242,004.00	-199,084.00	-607,194.00	-295,120.00	-814,506.00
Clerks Non Support - State	-41,786.00	-34,348.00	-104,659.00	-50,876.00	-140,446.00
Climate Planning	0.00	0.00	0.00	0.00	0.00
Community Litter Patrol Grant	0.00	-40,184.76	-97,792.00	-58,288.36	-97,792.00
Conservation Commission Grant	-155,270.54	-72,866.79	-150,000.00	-117,492.08	-125,000.00
Counties -Public Def Svcs (St)	-183,295.00	-255,914.25	-402,138.00	-188,894.00	-368,850.00
Court Cost Reimbur-Witness Fee	0.00	-108.01	-1,000.00	0.00	-500.00
COVID ST and Loc Fiscal Recov	-12,349,651.50	-4,273,626.62	-19,850,181.00	-4,292,529.83	-16,000,000.00
COVID-19 Response Message	-148,499.10	0.00	0.00	0.00	0.00
Criminal Just (State)-Counties	-1,634,010.84	-1,718,453.44	-3,260,000.00	-1,862,373.27	-3,730,000.00
District Crt Computer Repl-AOC	-6,500.00	0.00	-15,000.00	0.00	-15,000.00
DOJ Coronavirus Emerg Sup Fund	-17,463.89	-2,769.91	0.00	0.00	0.00
DOJ COVID Emergency Supp Funds	-37,500.00	-18,154.75	0.00	0.00	0.00
DUI Rush Filing Grant	-114,508.62	-123,513.11	-197,416.00	-107,014.22	-215,364.00
DUI/Other Criminal Just -State	-37,092.75	-16,542.47	-62,168.00	-23,627.51	-43,951.00
Extraordinary Expense Reimb	0.00	-324,802.28	0.00	-373,150.06	-1,103,815.00
Fed Grazing Lease (Taylor Act)	-77.88	-1,505.81	-200.00	-50.82	-50.00
Federal Grant CRRSA TBD	0.00	0.00	0.00	0.00	0.00
Growth Management Act	0.00	0.00	0.00	0.00	-670,000.00
HAVA Election Security Grant	0.00	0.00	0.00	0.00	0.00
HCA Med for Opioid Use Disordr	-115,000.00	0.00	0.00	0.00	0.00
HCA Same Day Visit & Transport	-83,814.60	-118,947.00	-100,000.00	-105,847.56	-100,000.00
HHS Opioid Response grant	-448,000.00	-503,000.00	-1,298,400.00	-635,113.00	-1,298,400.00
JAG City of Kennewick	-6,418.00	0.00	-11,015.00	-10,105.00	-13,178.00
LATFC US Treasury	0.00	-25,582.55	-194,500.00	-184,720.93	0.00
Liquor Board Profits	-129,225.85	-132,798.46	-272,000.00	-188,090.24	-376,180.00
Liquor Excise Tax	-115,454.23	-112,836.03	-166,000.00	-55,228.21	-120,000.00
Marijuana Excise Tax Distrib	-342,759.39	-436,644.14	-680,000.00	-447,435.29	-900,000.00
Non-restitut Int-loss Funding	0.00	0.00	0.00	0.00	0.00
One-Half Pros Atty Salary	-108,157.27	-101,002.20	-203,172.00	-106,325.20	-228,261.00
OPD CARES ACT WA State OPD	0.00	0.00	0.00	0.00	0.00
OSOS HAVA Election Sec Grant	0.00	0.00	0.00	0.00	0.00
Payment in-Lieu of Taxes - BLM	-184,224.00	-188,723.00	-368,000.00	0.00	-415,000.00

	2021 Actuals	2022 Actuals	2023-2024 Budget	2023 Actuals	2025-2026 Budget
Pmt in-lieu Taxes-Fish & Wild	-6,404.00	-6,404.00	-12,800.00	-207,193.00	0.00
PUD Privilege Tax - Benton Co	-1,025,347.61	-1,046,993.48	-2,000,000.00	-1,029,707.93	-2,000,000.00
PUD Privilege Tax - Energy NW	-646,892.62	-585,454.31	-1,300,000.00	-626,576.93	-1,300,000.00
Sex Offender Fees	0.00	0.00	0.00	0.00	0.00
SMP Grant	-35,183.15	0.00	0.00	0.00	-136,000.00
State Criminal Alien Assist	0.00	0.00	0.00	0.00	0.00
Superior Crt Computer Repl-AOC	-15,050.00	0.00	0.00	0.00	0.00
UGA Uniform Gardianship SCT	-6,548.05	-68,469.02	-190,500.00	-156,488.83	-160,516.00
USDA Food Program	0.00	-36,358.18	-100,000.00	-59,730.55	-120,000.00
WA MIL DEPT / FEMA	0.00	-156,260.90	0.00	-17,362.00	0.00
WAPA Food Stamp Prosecution	0.00	0.00	-945.00	0.00	-945.00
WASPC - Sex Offender	-148,429.00	-148,731.00	-295,870.00	-183,437.25	-279,488.00
WTSC Distracted Driving	-1,723.45	0.00	0.00	0.00	0.00
WTSC Flex Funding	-1,435.42	0.00	-3,000.00	-343.80	-14,300.00
WTSC Impaired Driving	0.00	-820.47	-9,000.00	-1,167.54	-7,492.00
WTSC Seat Belt Patrols	0.00	0.00	-4,000.00	0.00	0.00
33 - Intergov Rev Total	-19,451,512.55	-11,504,724.21	-35,283,628.00	-12,365,561.43	-32,715,522.00
34 - Goods & Services					
Admin Fees to Clerk Collection	-64,756.00	-64,756.00	-88,700.00	-44,350.00	-85,783.00
Admin Svc Fee - Franklin Co	-274,576.14	-257,185.68	-483,222.00	-261,224.62	-541,935.00
Adult Drug Court	0.00	-423.41	0.00	0.00	-37,000.00
Adult Drug Court Franklin Co	-78,859.99	-89,852.70	-203,612.00	-103,484.02	0.00
Adult Probation Services Fee	-407,947.07	-302,980.69	-815,895.00	-218,712.67	-479,071.00
Animal Adoption Fees	-7,030.00	-6,935.00	-7,030.00	-8,020.00	-16,000.00
Animal Impound Fees	-1,105.00	-1,365.00	-11,500.00	-450.00	-2,000.00
Annual Program Fee-Rural Water	-8,316.36	-17,550.00	-75,000.00	-23,310.00	-80,000.00
Anti-Harassment Filing	0.00	0.00	0.00	0.00	-3,000.00
AOC Fingerprinting Services	0.00	-443.67	-3,000.00	-42.30	-200.00
AOC Interpreter Costs - DC	-28,620.00	-11,443.13	-48,000.00	0.00	0.00
AOC Interpreter Costs - Juv	0.00	-16,115.40	-20,000.00	-18,403.96	-33,000.00
AOC Interpreter costs - SC	0.00	0.00	0.00	0.00	0.00
Arb De Novo Fee	0.00	0.00	0.00	0.00	-500.00
Aud Filing - Housing Surcharge	-85,081.09	-55,704.80	-130,000.00	-36,958.14	-75,000.00
Aud Recording & Filing Fees	-587,383.28	-354,201.00	-900,000.00	-242,122.00	-700,000.00
Auto Fingerprint ID	-6,231.50	-5,717.08	-13,651.00	-4,443.50	-9,130.00
Autopsy Facility Use	0.00	0.00	0.00	0.00	-12,000.00

	2021 Actuals	2022 Actuals	2023-2024 Budget	2023 Actuals	2025-2026 Budget
BCSO Attny	-121,202.64	-143,374.23	-276,887.00	-139,630.85	-343,038.00
BECCA Reimbursement	-560.00	-850.00	-3,400.00	0.00	-3,500.00
Benton City Sheriff Contract	-409,492.30	-390,206.88	-815,884.00	-401,913.12	-865,571.00
Booking Fees	-98.83	-70.42	-150.00	-89.64	-150.00
Budget & Accounting Services	-35.00	0.00	0.00	0.00	0.00
CIV/PRO W/O JST	0.00	0.00	0.00	0.00	0.00
Civil & Probate Filing	-1,911.00	0.00	0.00	0.00	-173,810.00
Civil Costs & Adjustments	-10.10	0.00	0.00	0.00	0.00
Civil Fees/app	-80.16	0.00	-160.00	-26.72	-80.00
Civil Filing not including JST	-1,151.30	-1,064.40	-3,930.00	-1,325.17	-2,650.00
Civil Probate & Dom Relations	-364.04	0.00	-364.00	-91.01	-200.00
Civil Service Admin Charges	0.00	0.00	0.00	0.00	0.00
Civil Transcript	-791.59	-1,108.89	-2,705.00	-1,336.04	-2,700.00
Clerks Records Services (DDA)	-10,379.58	-11,561.39	-20,418.00	-14,709.01	-29,000.00
Contract- Med Supply Cost Rec	-20,731.16	-73,475.82	-74,057.00	-96,047.46	-175,000.00
Contract-Prof Svc Cost Recover	-8,338.26	-1,112.42	-31,488.00	-193.18	-1,000.00
Cost Recovery Incarcer - D Crt	-28,121.53	-18,452.27	-48,328.00	-14,334.89	-30,000.00
Cost Recovery Incarcer-Sheriff	0.00	-152.00	-2,166.00	-270.40	-2,166.00
Court Recording Service	-1,924.94	-1,950.56	-3,223.00	-1,830.32	-3,600.00
Covenant Homeownership	0.00	0.00	0.00	0.00	0.00
Criminal Lab Analysis	0.00	0.00	0.00	0.00	-20.00
Ctr Cross 3-Party Civil Filing	-21.73	0.00	-175.00	0.00	0.00
Ctr Cross 3-Party Filing Fee	0.00	0.00	0.00	0.00	-1,911.00
Ctr Cross 3Party Unlawful Det	0.00	0.00	0.00	0.00	0.00
Ctr Small Claims w/o JST	0.00	0.00	-50.00	0.00	0.00
Custodial/Jan/Maint/Buildin	-1,591.12	0.00	0.00	0.00	0.00
DEA Task Force OT	0.00	0.00	-36,688.00	0.00	-36,688.00
District Court Civil Filings	-46,096.44	-45,172.98	-128,743.00	-57,694.99	-115,000.00
District Court Cost - Richland	0.00	0.00	0.00	0.00	0.00
District Court Cost -Kennewick	-844,788.14	-766,764.20	-1,523,089.00	-786,013.94	-2,251,389.00
District Court Costs - Prosser	-42,432.69	-75,604.98	-98,038.00	-52,471.94	-146,641.00
District Court Costs - W Rhld	-70,917.52	-100,310.45	-212,298.00	-110,965.55	-409,238.00
District Court Costs- Richland	-328,625.25	-319,190.37	-641,171.00	-360,133.79	-2,481,740.00
District Ct Anti-Harass Filing	-717.15	-608.48	-1,420.00	-499.84	-1,000.00
DN1 DNA Collector Fee	-2,990.88	-2,434.20	-6,000.00	-1,960.58	-2,892.00
DOE Hanford Patrol	-569,130.00	-837,346.38	-1,533,621.00	-807,202.63	-1,680,329.00

	2021 Actuals	2022 Actuals	2023-2024 Budget	2023 Actuals	2025-2026 Budget
DOL Filing Fee Adjustment	-143,375.38	-107,800.09	-275,000.00	-165,722.54	-300,000.00
Domestic Facilitator File Fee	0.00	0.00	0.00	0.00	0.00
Education Employ Training FC	-37,198.76	-53,129.01	-150,409.00	-59,457.05	-182,865.00
Facilitator -Non Domestic Viol	0.00	0.00	0.00	0.00	-29,484.00
Fee Detainer Answer	0.00	0.00	0.00	0.00	-11,011.00
Fee Transcript Filing	0.00	0.00	0.00	0.00	-1,695.00
Fire Service to County	0.00	0.00	0.00	0.00	0.00
Franklin Co Public Health Svcs	0.00	0.00	0.00	0.00	0.00
Fugitive Task Force OT	-37,120.83	-18,669.28	-38,361.00	-18,420.79	-47,900.00
Function Family Ther (FFT) FCo	-8,279.06	-9,515.52	-40,000.00	-12,489.99	-40,000.00
Grant County	0.00	-17,384.88	0.00	0.00	0.00
Home Monitoring	-4,508.93	-50.75	0.00	-97.43	0.00
Infrac Traf Time Pay Admin Fee	-38,052.27	-21,534.95	-69,579.00	-22,663.63	-46,000.00
Interfund Rents & Concessions	-473,493.08	-473,492.92	-923,699.00	-461,850.24	-1,041,188.00
Interlocal SWAT Agreements	-2,000.00	0.00	0.00	0.00	0.00
Investment Service Fees	0.00	0.00	-1,000.00	0.00	0.00
ITA Cost Recovery (OPD)	-124,020.00	-39,780.00	-220,000.00	-23,010.00	-25,000.00
Jail Services DSHS JJ & RA	-1,224.00	-1,496.00	-6,324.00	-5,087.00	-10,000.00
Jury Demand Fees	-83.51	0.00	-250.00	0.00	-100.00
Juvenile Drug CT Franklin Co	-22,231.50	-22,057.89	-58,550.00	-20,999.57	-60,826.00
Juvenile Emancipation	0.00	0.00	0.00	0.00	-100.00
Juvenile Services	0.00	-75.00	0.00	0.00	0.00
Juvenile Svcs - City of Pasco	-160.05	0.00	-300.00	0.00	-300.00
Kids Haven	-63,980.45	-59,370.07	-147,085.00	-100,050.52	-152,339.00
Lateral Entry Fee (Sheriff)	0.00	0.00	-320.00	0.00	0.00
Law Enforcement Svs Off Duty	0.00	0.00	-10,000.00	-7,310.00	-14,794.00
Legal Services Franklin Co.	-40,507.57	-36,288.29	-88,570.00	-40,972.14	-117,080.00
Legal Services PA Billings	-687.50	0.00	-1,375.00	0.00	-500.00
Legal Services Pasco	-37,124.45	-45,075.47	-88,570.00	-54,754.83	-117,080.00
Mandated Arbitration Fees	0.00	0.00	0.00	0.00	-22,230.00
Medical Charges-Inmates	-8,225.09	-3,241.72	-24,583.00	-8,797.70	-24,583.00
Mental Health Court Fee	-11.97	-99.00	0.00	0.00	0.00
Metro OT Charges	-2,370.47	-5,919.39	-7,480.00	-14,194.50	-22,815.00
Mitigation Certification Fees	-87,897.00	-81,024.00	-150,000.00	-58,716.00	-150,000.00
Motor Veh License Fee TCL KENN	-820,993.29	-800,348.50	-1,790,000.00	-811,541.96	-1,820,000.00
Motor Veh License Fee TCL RICH	-550,598.96	-541,068.98	-1,280,000.00	-524,753.95	-1,350,000.00

	2021 Actuals	2022 Actuals	2023-2024 Budget	2023 Actuals	2025-2026 Budget
Motor Vehicle License Fee KENN	-33,534.41	-32,024.10	-72,000.00	-28,155.97	-65,000.00
Motor Vehicle License Fee PROS	-20,540.09	-34,861.95	-52,000.00	-37,698.35	-75,000.00
Motor Vehicle License Fee RICH	0.00	0.00	0.00	0.00	0.00
Name Change Fees	-942.76	-878.96	-1,178.00	-874.03	-1,800.00
OPD Costs - Kennewick	-475,374.00	-447,538.41	-1,306,029.00	-665,896.64	-4,534,078.00
OPD Costs - Prosser	-43,517.26	-51,295.85	-119,990.00	-61,178.39	-208,922.00
OPD Costs - Richland	-341,245.02	-289,368.28	-814,240.00	-415,151.41	-1,804,160.00
OPD Costs - West Richland	-43,806.55	-54,909.95	-134,524.00	-68,588.71	-478,200.00
Open Space Application Fees	-180.00	-1,420.00	-360.00	-350.00	-360.00
Open Space Processing Fees	-6,821.84	-5,278.67	-13,000.00	-3,298.00	-13,000.00
Organized Drug Task Force OT	0.00	0.00	-36,688.00	0.00	-36,688.00
Other Fees -Supplement Proceed	0.00	-13.36	-1,500.00	-13.36	-35.00
Passports	-121,112.00	-159,735.00	-300,000.00	-188,382.00	-375,000.00
Personnel Services	0.00	0.00	0.00	0.00	0.00
Photocopies/Duplicating Svs	-130,904.53	-116,287.48	-251,967.00	-126,784.91	-274,788.00
PPD Training Academy reimburt	0.00	0.00	0.00	-47,430.00	-75,000.00
Prisoner Room & Board -DOC OFF	-64,863.07	-190,564.48	-900,000.00	-318,667.50	-800,000.00
Prisoner Room & Board -Federal	-1,549,295.00	-1,528,725.00	-3,060,000.00	-2,928,524.00	-5,522,400.00
Prisoner Room & Board-Othello	0.00	0.00	0.00	-24,563.36	-50,000.00
Prisoner Room & Board-Richland	-1,490,436.40	-1,323,374.13	-2,844,581.00	-1,344,424.15	-4,506,604.00
Prisoners Room & Board - Kenn	-2,321,597.66	-2,380,336.51	-3,503,216.00	-1,653,157.05	-5,254,300.00
Prisoners Room & Board - WRich	-136,984.69	-146,248.89	-301,691.00	-143,596.72	-551,579.00
Prisoners Room & Board -WA DOC	-12,477.59	-100,273.68	-4,000,000.00	-40,202.52	-160,000.00
Prisoners Room & Board-AdamsC	0.00	-11,155.00	0.00	-255,836.90	0.00
Prisoners Room & Board-Grant C	0.00	-4,631.40	0.00	0.00	0.00
Prisoners Room & Board-Prosser	-192,134.42	-173,001.76	-335,630.00	-159,751.34	-330,947.00
Pro Tem Costs	-2,499.41	-36,124.99	-20,000.00	-19,640.01	-20,000.00
Probation Svc - Evaluation Fee	0.00	0.00	0.00	0.00	0.00
Public Phone Usage	0.00	0.00	0.00	0.00	0.00
Records Search by County Aud	-73.00	-513.78	-450.00	-104.00	-600.00
Recover Emerg Response Cst DUI	-10,283.04	-7,388.99	-22,866.00	-5,818.16	-15,000.00
Reentry Initiative Grant	0.00	0.00	0.00	0.00	-2,500,000.00
Room & Board - Work Release	-24,121.00	-83,368.00	-199,407.00	-60,164.00	-120,000.00
Sale Merchandise - Non Taxable	-10,826.79	-27,242.12	-22,000.00	-3,892.71	-7,800.00
Sale of Merchandise - Taxable	0.00	0.00	0.00	0.00	0.00
Sale of Water Meters	-15,545.64	-17,539.00	-30,000.00	-13,866.00	-35,000.00

	2021 Actuals	2022 Actuals	2023-2024 Budget	2023 Actuals	2025-2026 Budget
Sales of Fuel/Electricity	0.00	0.00	0.00	-478.03	-1,000.00
SCt Court Fees	-40,373.83	-37,076.43	-80,000.00	-30,625.25	-5,486.00
SCt Filing Services	-196,456.20	-204,310.20	-388,350.00	-198,636.90	0.00
SCt Mod Filing	0.00	0.00	0.00	0.00	-600.00
SCt Non Jud Pro Filing	0.00	0.00	0.00	0.00	-680.00
SCt Oth Filing - Mod Fac	0.00	0.00	0.00	0.00	-8,350.00
Selective Aggres Prob(SAP) FCo	-51,603.73	-39,708.70	-116,275.00	-55,693.51	-123,395.00
SERICAC OT	-3,499.22	-2,422.39	-30,000.00	-157.20	-30,000.00
Sex Offender Registry	-2,912.00	-2,912.00	-5,589.00	-2,272.00	-4,320.00
Shelter Services	-200.00	-800.00	-2,000.00	-2,000.00	-3,000.00
Sheriff Seizures & Rel Mileage	-92,219.65	-58,354.17	-158,395.00	-75,844.62	-145,602.00
Sheriff Svcs to ENW	0.00	0.00	0.00	0.00	0.00
Small Claims w/o JST	-5,155.80	-5,269.42	-8,834.00	-5,564.60	-11,000.00
Special Services Fee	0.00	0.00	0.00	0.00	0.00
SSA Information Fee	-13,800.00	-11,800.00	-30,600.00	-16,400.00	-30,600.00
Statutory Fees-Auditor	-11,444.95	-11,998.00	-25,000.00	-12,109.00	-25,000.00
Superior Court - Admin Fees	-8,379.20	-8,337.87	-17,000.00	-4,635.71	0.00
Superior Court Other Filings	0.00	0.00	0.00	0.00	-2,916.00
Superior Court Records Svc Fee	-100,562.44	-115,132.73	-206,000.00	-143,702.23	-211,065.00
Superior Court-Franklin County	-794,245.08	-807,857.69	-1,641,295.00	-796,568.53	-2,336,008.00
Superior Crt -Other Filing Svc	-16,554.30	-16,049.30	-31,000.00	-25,273.70	0.00
Tax Warrants	0.00	0.00	0.00	0.00	-16,600.00
Taxing Service Process Fees	-3,625.00	-2,875.00	-6,500.00	-125.00	-2,000.00
TRA - Transfer Offender Fee	0.00	0.00	0.00	0.00	0.00
Treasurers Fee - REET	-700,238.88	-574,021.90	-800,000.00	-392,605.27	-900,000.00
Treasurers Fees-Real Property	-34,702.90	-29,570.83	-63,000.00	-30,105.17	-60,000.00
Unlawful Detainer Combo	0.00	0.00	0.00	0.00	-23,933.00
Unlawful Detainer Filing	0.00	0.00	0.00	0.00	-3,986.00
Veterans Court Franklin Co	-10,000.00	0.00	0.00	-32,400.00	-68,000.00
Violent Gang Task Force OT	-3,048.99	-16,960.20	-30,000.00	-10,929.90	-43,802.00
WA State DSHS RCW10.77 OPD	-5,600.00	0.00	-10,000.00	0.00	0.00
Warrant Cost - District Court	-5,009.12	-3,890.11	-10,000.00	-3,831.22	-7,700.00
Warrant Cost - Superior Court	0.00	0.00	0.00	0.00	-12,156.00
Water Rights & Torrens Filing	0.00	-35.00	0.00	-35.00	-35.00
Work Crew Program	0.00	0.00	-336,304.00	-131,968.07	-705,560.00
Writs & Garnish Fees (SGF)	-19,889.63	-17,789.21	-48,619.00	-19,882.93	-40,000.00

	2021 Actuals	2022 Actuals	2023-2024 Budget	2023 Actuals	2025-2026 Budget
WTSC Drug Recog Expert OT	-1,094.24	-1,320.65	-2,829.00	-4,982.86	-5,392.00
34 - Goods & Services Total	-15,736,285.23	-15,505,498.13	-36,026,425.00	-16,833,989.01	-49,066,269.00
35 - Fines & Penalties					
Admin Cost Mandatory Insurance	-4,443.66	-2,000.10	-8,900.00	-2,669.05	-5,500.00
Boating Safety-Infract Penalty	0.00	0.00	0.00	0.00	0.00
Boating Safety-Infraction	0.00	-206.32	0.00	0.00	0.00
City Drug Court	0.00	0.00	0.00	0.00	0.00
Costs on Appeal	-3,882.95	-6,803.75	-6,500.00	-5,263.56	-7,500.00
Court Interpreter Cost	-20.77	-2.73	0.00	-2.93	0.00
Court Interpreter Fees Recoved	-45,243.28	-59,547.00	-59,422.00	-100,006.25	-136,634.00
Crim Non-Traffic Convict Fee	-1,332.54	-914.13	-2,447.00	-619.87	-1,250.00
Crime Convict Fee -Traff (CFT)	-5,451.41	-4,141.57	-7,479.00	-3,703.28	-7,500.00
Crime Victim Penalty Assessmnt	-32.19	38.71	0.00	2.19	-174.00
Criminal Cost - District Court	-33.39	-65.82	-427.00	-34.63	-100.00
Criminal Investigations	0.00	0.00	0.00	0.00	0.00
Crt Interpret Fee Rec/District	-14,040.00	-53,293.18	-28,000.00	-52,861.56	-106,000.00
Cruelty to Animals Penalties	-186.51	0.00	-200.00	0.00	0.00
DCt Other Crim-Felony (OC5 OC)	0.00	0.00	0.00	-1,670.00	-3,400.00
Defendant Contribution Investi	0.00	0.00	0.00	0.00	-474.00
Deferred Finding Admin Fee	-94,631.95	-76,594.92	-143,066.00	-73,408.60	-147,000.00
Distracted Driving Infraction	-11.99	-8.01	-100.00	-24.03	-20.00
District Court Cost Recoupment	-91.31	0.00	-180.00	-173.40	-350.00
DUI (DPD FDW MDW NDW OCD)	-114,340.28	-79,916.56	-229,000.00	-61,501.38	-125,000.00
DUI Conviction Fee 1/13	-4,099.74	-3,023.69	-6,539.00	-2,121.04	-4,300.00
DUI-DP Account Fee	-2,849.64	-1,883.08	-6,103.00	-1,188.32	-2,500.00
DUI-DP Acct Fee 7/2017	-6,699.51	-5,540.27	-8,818.00	-4,032.08	-8,000.00
Fail to Initially Register Veh	0.00	0.00	0.00	0.00	0.00
Fail to Registr Veh eff 7/15	-124.79	-33.01	-607.00	-274.49	-600.00
Fines - Juvenile	0.00	0.00	0.00	0.00	0.00
Investigative Fund Assess -IFA	0.00	0.00	0.00	0.00	0.00
Investigative Fund Assess -Sct	-78.64	-326.93	0.00	-185.67	0.00
Investigative Fund Assess-Meth	0.00	0.00	0.00	0.00	-237.00
Jury Demand Fee	-96.45	0.00	-154.00	0.00	-100.00
Juvenile Crime Victims	0.00	0.00	0.00	0.00	0.00
Lab Blood/Breath Test	0.00	0.00	0.00	0.00	0.00
Legislative Assessment	-99,817.17	-78,385.01	-173,334.00	-75,253.71	-151,000.00

	2021 Actuals	2022 Actuals	2023-2024 Budget	2023 Actuals	2025-2026 Budget
Mileage & Per Diem Jurors SCT	-1,217.56	-1,616.47	-2,400.00	-926.26	-1,500.00
Misc - S Crt Cost Recoupments	-4,535.73	-4,835.20	-10,000.00	-5,141.49	-7,500.00
Non-Traffic Infraction Penalty	-9,169.66	-5,354.32	-14,886.00	-7,279.72	-14,560.00
Other Civil Penalties	0.00	0.00	0.00	0.00	0.00
Other Crim Traff Pen to 7/03	-616.04	-676.14	-400.00	-449.02	-900.00
Other Criminal Traff Misd(DP3)	-93,383.18	-70,899.94	-187,000.00	-71,096.67	-145,000.00
Other Infrac Penalties to 4/07	0.00	0.00	0.00	0.00	0.00
Other Infrac Penlty Local JIS	-2,236.89	-1,685.24	-3,499.00	-1,332.28	-2,700.00
Other Infraction to 7/03	0.00	0.00	0.00	0.00	0.00
Other Non-Traffic Misdemeanors	-30,286.21	-18,678.46	-60,600.00	-18,058.40	-37,000.00
Other Non-Traffic Penalties	2,275.77	0.00	0.00	0.00	0.00
Other Superior Court Penalties	-229,135.19	-155,385.51	-350,000.00	-21,200.61	-34,447.00
Parking Infraction Penalties	0.00	-73.00	0.00	-250.00	-500.00
Penalty Real & Pers Prop Tax	-831,546.38	-480,343.50	-1,100,000.00	-182,982.14	-400,000.00
Professional Svc Fees- Sup Crt	-10,374.69	-9,350.92	-20,000.00	-5,472.66	-12,831.00
Prostitution Prevention	0.00	0.00	0.00	0.00	-261.00
Public Defense	-47,093.22	-44,111.18	-95,000.00	-29,187.12	-50,000.00
Public Defense - Juvenile SCt	0.00	0.00	0.00	0.00	0.00
Public Defense Cost DCt	-44,526.84	-35,036.19	-90,000.00	-25,404.93	-51,000.00
SC Bail Forfeiture /CVP Assess	0.00	0.00	0.00	0.00	0.00
SC Bond Forfeiture /CVP Assess	0.00	0.00	0.00	0.00	0.00
School safety/JIS trauma	-59,934.93	-28,072.37	-214,536.00	-18,071.85	-40,000.00
SP DB 36-40>40	0.00	0.00	0.00	0.00	0.00
SP DBL 1-10<=40	-1,043.55	-532.82	-2,801.00	-170.92	-350.00
SP DBL 11-15<40	-188.45	-218.12	-399.00	-94.57	-200.00
SP DBL 11-15>40	-121.98	0.00	-576.00	-2,111.22	-4,200.00
SP DBL 1-5<=40	0.00	-216.12	-479.00	0.00	0.00
SP DBL 1-5>40	0.00	-295.92	-494.00	-345.24	-700.00
SP DBL 16-20>40	-542.32	0.00	-1,594.00	-894.80	-1,800.00
SP DBL 21-25>=40	0.00	0.00	-775.00	-793.05	-1,600.00
SP DBL 31-35>40	0.00	0.00	0.00	0.00	0.00
SP DBL 6-10>40	0.00	-144.32	-100.00	-1,702.83	-3,400.00
SPDB 16<40	-563.77	-87.81	-560.00	-325.80	-660.00
SPDB 21-25<40	0.00	-219.13	0.00	-219.14	-440.00
SPDB 26-30>40	0.00	0.00	-457.00	-219.14	-440.00
SPDB26-30<40	-889.13	-11.00	-1,960.00	0.00	0.00

	2021 Actuals	2022 Actuals	2023-2024 Budget	2023 Actuals	2025-2026 Budget
SPDB31-35<40	-332.71	0.00	-350.00	0.00	0.00
SPDB36 +<40	0.00	-400.87	0.00	0.00	0.00
Speed Double Zone 6-10 <=40	-77.36	0.00	-100.00	0.00	0.00
Superior Court - Felony	0.00	0.00	0.00	0.00	-2,083.00
Superior Court Cost Re-coups	-16.47	0.00	0.00	0.00	0.00
Superior Court Filings	-15,131.16	-11,882.63	-30,000.00	-8,682.29	-14,284.00
Traf infract sp 16-10 over 40	0.00	0.00	0.00	0.00	0.00
Traffic - Non-Parking Penalty	-3,916.15	-2,416.50	-13,559.00	-11,897.30	-24,700.00
Traffic Infraction Penalties	-810,634.82	-806,092.41	-1,165,756.00	-633,797.07	-1,300,000.00
Witness Fees from Defendant	-2,161.01	-493.71	-1,000.00	-359.41	-500.00
35 - Fines & Penalties Total	-2,594,907.80	-2,051,777.17	-4,050,557.00	-1,433,457.59	-2,861,195.00
36 - Misc Rev					
Animal Support Donations	-890.00	-755.00	-1,000.00	-1,040.00	-1,000.00
Cash Short-courts	-63.00	-8.00	0.00	-5.50	0.00
Cashiers Over/Short	-500.00	-17.00	0.00	-29.86	0.00
Center for Tech & Civic Life	0.00	0.00	0.00	0.00	0.00
Contributions / Donations	0.00	0.00	0.00	0.00	0.00
DOC Office Rent	-9,047.40	-8,670.42	-18,094.00	-4,523.70	0.00
Donor Des Child Support Active	0.00	0.00	0.00	0.00	0.00
Inmate Damage-Property Recover	-253.86	-45.62	-432.00	-7.20	-432.00
Int Del Real & Pers Prop Tax	-1,043,465.14	-813,992.28	-1,401,068.00	-799,364.13	-1,600,000.00
Int Excise & other Taxes	-114.64	-158.31	-100.00	-102.00	0.00
Interest - LFO	-1,747.01	-1,104.19	0.00	-4,011.49	0.00
Interest County Court (Clerk)	-1,747.80	-1,104.55	0.00	-4,011.90	0.00
Investigative Fund Confiscate	0.00	0.00	0.00	0.00	0.00
Investment Interest	-1,746,243.57	-2,156,785.59	-3,400,000.00	-4,504,830.67	-4,620,000.00
Investment Interest -Courts	0.00	0.00	0.00	0.00	0.00
Judgment and Settlements	-3,938.07	-1,402.96	-6,576.00	-469.08	-2,099.00
Judgment/Settle Animal Control	-550.00	-650.00	-550.00	-400.00	-550.00
Judgments & Settlement - Other	0.00	-58,146.20	0.00	-296,773.00	0.00
Lease Revenue	0.00	0.00	0.00	-13,134.17	-30,000.00
Miscellaneous Other	-7,502.63	-3,614.77	-14,447.00	-19,932.86	-2,108.00
Miscellaneous Revenue	-733.69	-5,484.44	0.00	-18,631.76	-20,000.00
NSF Check Fee	-3,170.52	-3,892.33	0.00	-5,073.23	0.00
Other Interest Income	-59,544.71	-73,033.69	-143,682.00	-163,704.44	-215,000.00
Proceed/Foreclos Sale Property	-107,175.00	0.00	0.00	0.00	0.00

	2021 Actuals	2022 Actuals	2023-2024 Budget	2023 Actuals	2025-2026 Budget
Reimbursed Shared Bank Fees	-14,088.93	-22,368.50	-60,000.00	-22,743.77	-45,000.00
Restitution	-1,416.53	-2,185.03	0.00	0.00	0.00
Sale of Surplus	-432.00	-684.52	-1,000.00	-1,457.20	-1,000.00
SCt over/short	0.00	-0.93	0.00	-12.00	0.00
Space & Facility Rental LTerm	-309,336.00	-300,780.00	-659,703.00	-340,757.00	-673,136.00
Training Cost Recovery	0.00	-6,981.69	-19,046.00	-2,940.00	-19,000.00
Unclaimed Checks	-5.00	-13,394.64	0.00	114.54	0.00
36 - Misc Rev Total	-3,311,965.50	-3,475,260.66	-5,725,698.00	-6,203,840.42	-7,229,325.00
38 - Other Inc Fund Res					
Refunds	0.00	0.00	0.00	0.00	0.00
Sales Tax Collected	-1,293.56	0.00	-4,600.00	0.00	-4,600.00
Short	0.00	0.00	0.00	0.00	0.00
Suspense Pending Classificatin	0.00	0.00	0.00	0.00	0.00
38 - Other Inc Fund Res Total	-1,293.56	0.00	-4,600.00	0.00	-4,600.00
39 - Other Financing Srcs					
Lease Contracts Other Fin Leas	0.00	-8,022.71	0.00	0.00	0.00
Operating Transfer In - VIT	0.00	0.00	0.00	0.00	0.00
Sale of Fixed Assets	0.00	-15,812.66	0.00	0.00	0.00
Sale of Fixed Assets-Equipment	-103,975.00	-18,560.00	-75,000.00	-9,802.99	-75,000.00
T/I Family Service SC	0.00	0.00	-40,000.00	-20,000.00	-40,000.00
T/I -1/10% Criminal Jus	-1,395,000.00	0.00	-2,790,000.00	-1,395,000.00	-6,886,723.00
T/I Probation Assessment	0.00	0.00	0.00	0.00	0.00
39 - Other Financing Srcs Total	-1,498,975.00	-42,395.37	-2,905,000.00	-1,424,802.99	-7,001,723.00
0010 - General Fund Total	-85,027,429.95	-75,452,975.79	-185,017,665.00	-83,801,194.08	-212,352,991.00
1010 - County Road					
30 - Est Beg Fnd Bal					
Est Beginning Fund Balance	0.00	0.00	-8,827,817.00	0.00	-2,000,000.00
30 - Est Beg Fnd Bal Total	0.00	0.00	-8,827,817.00	0.00	-2,000,000.00
31 - Taxes					
Leasehold Excise Tax	-138,590.04	-147,638.16	-260,000.00	-147,742.11	-260,000.00
Real & Per Tax-Adm/Refund Levy	-0.26	0.00	0.00	0.00	0.00
Real & Personal Property Tax	-6,417,666.12	-6,563,140.68	-13,335,818.00	-6,772,729.71	-14,288,720.00
31 - Taxes Total	-6,556,256.42	-6,710,778.84	-13,595,818.00	-6,920,471.82	-14,548,720.00
32 - Licenses and Permits					
Franchise Fee	-22,000.00	-6,500.00	-30,000.00	-5,000.00	-15,000.00
32 - Licenses and Permits Total	-22,000.00	-6,500.00	-30,000.00	-5,000.00	-15,000.00

	2021 Actuals	2022 Actuals	2023-2024 Budget	2023 Actuals	2025-2026 Budget
33 - Intergov Rev					
(FAS) Federal-Aid Secondary	-13,528.13	-5,347.46	-194,000.00	0.00	0.00
Bike Ped/Safe Route to Schools	0.00	0.00	-2,205,750.00	0.00	0.00
CAPP Arterial Pres.	-639,195.19	-691,906.43	-1,000,000.00	-522,410.86	-1,142,674.00
Carbon Reduction Grant	0.00	0.00	0.00	0.00	-453,000.00
County Road Admin Board	-30,893.19	-1,738.31	-1,000,000.00	-27,899.48	-4,700,000.00
HHS HES	-346,275.02	-36,200.68	-1,293,000.00	-14,202.51	-1,969,000.00
Indirect Fed TAP	-625,863.62	-1,256,721.69	-1,905,000.00	-36,549.11	-1,475,000.00
Motor Vehicle Fuel Tax-Co Road	-3,656,904.78	-3,135,646.58	-6,944,896.00	-3,188,332.50	-6,478,208.00
Multimodal Transport -Counties	-152,345.36	-187,964.62	-308,454.00	-154,227.08	-305,172.00
Urban Arterial Program (TIB)	0.00	0.00	-432,500.00	0.00	0.00
WA MIL DEPT / FEMA	0.00	0.00	0.00	0.00	0.00
33 - Intergov Rev Total	-5,465,005.29	-5,315,525.77	-15,283,600.00	-3,943,621.54	-16,523,054.00
34 - Goods & Services					
Custodial/Jan/Maint/Buildin	-9,445.07	0.00	-10,000.00	0.00	0.00
Encroachment Permit Review	-28,000.00	-20,000.00	-50,000.00	-14,000.00	-30,000.00
Engineers Svs (Road Vacation)	0.00	0.00	-1,000.00	-1,064.77	-1,000.00
Equipment Rental	0.00	-5,133.23	0.00	0.00	0.00
Personnel Administrative-Road	-24,454.92	-33,560.77	-50,000.00	-16,873.69	-30,000.00
Plat & Access Road Engineer	-10,575.58	-4,121.01	-15,000.00	-7,271.99	-15,000.00
Road & Engineering Services	0.00	-13,895.12	-15,000.00	-19,573.18	-15,000.00
Road Const. & Engineering Svcs	0.00	-21,017.44	-20,000.00	-604.65	-5,000.00
Road Maintenance Services	-88,206.75	0.00	-20,000.00	0.00	-20,000.00
Road Signs	-450.00	-2,051.99	-2,000.00	-1,290.00	-2,000.00
Tourist Information Signs	-334.48	-571.35	-2,000.00	-796.35	-2,000.00
Various Road Repairs	-5,685.12	-8,274.60	-26,000.00	-12,016.80	-26,000.00
Weed Control Services	0.00	0.00	0.00	-3,143.64	-6,000.00
34 - Goods & Services Total	-167,151.92	-108,625.51	-211,000.00	-76,635.07	-152,000.00
36 - Misc Rev					
Cashiers Over/Short	0.00	-1.00	0.00	0.00	0.00
Investment Interest	-105,150.91	-95,961.93	-240,000.00	-163,877.52	-180,000.00
Judgments & Settlements	-60,241.90	-382.49	0.00	0.00	0.00
Lease Revenue	0.00	-4,556.31	0.00	-10,109.40	0.00
Miscellaneous Other	-1,341.22	-397.77	-5,000.00	-539.58	-5,000.00
Miscellaneous Revenue	0.00	0.00	-400.00	0.00	-400.00
Other Interest Income	0.00	0.00	0.00	-3,254.38	0.00

	2021 Actuals	2022 Actuals	2023-2024 Budget	2023 Actuals	2025-2026 Budget
Sale of Salvage - Road	-1,137.50	-1,143.95	-1,000.00	-615.62	-1,000.00
Space & Facility Rental LTerm	-11,983.88	0.00	-11,984.00	0.00	-6,396.00
Traffic Mitigation Fee	-262,600.00	-63,000.00	-462,000.00	-24,500.00	-60,000.00
36 - Misc Rev Total	-442,455.41	-165,443.45	-720,384.00	-202,896.50	-252,796.00
38 - Other Inc Fund Res					
Refunds	0.00	0.00	0.00	0.00	0.00
Sales Tax Collected	-806.56	0.00	-3,400.00	0.00	-1,000.00
Suspense Fund Deposit	0.00	0.00	0.00	0.00	0.00
Vacation Bond	0.00	0.00	0.00	0.00	0.00
38 - Other Inc Fund Res Total	-806.56	0.00	-3,400.00	0.00	-1,000.00
39 - Other Financing Srcs					
T/I Flood Control	0.00	0.00	-6,000.00	0.00	-5,891.00
T/I Paths & Trails	-382.64	0.00	-185,000.00	0.00	-211,383.00
T/I General Fund	0.00	0.00	-10,000.00	0.00	0.00
T/I Rural County Capital	0.00	0.00	0.00	0.00	0.00
Transfer In - CRIM	0.00	0.00	-5,131,169.00	-476,978.22	-3,794,441.00
39 - Other Financing Srcs Total	-382.64	0.00	-5,332,169.00	-476,978.22	-4,011,715.00
1010 - County Road Total	-12,654,058.24	-12,306,873.57	-44,004,188.00	-11,625,603.15	-37,504,285.00
1020 - CO Road Imp Matching Prgm					
30 - Est Beg Fnd Bal					
Est Beginning Fund Balance	0.00	0.00	-4,208,359.00	0.00	-4,677,938.00
30 - Est Beg Fnd Bal Total	0.00	0.00	-4,208,359.00	0.00	-4,677,938.00
33 - Intergov Rev					
PILT Department of Energy	-476,670.52	-451,401.86	-983,448.00	-496,312.52	-1,017,358.00
33 - Intergov Rev Total	-476,670.52	-451,401.86	-983,448.00	-496,312.52	-1,017,358.00
36 - Misc Rev					
Investment Interest	-44,105.38	-42,676.75	-95,844.00	-118,715.12	-99,145.00
36 - Misc Rev Total	-44,105.38	-42,676.75	-95,844.00	-118,715.12	-99,145.00
1020 - CO Road Imp Matching Prgm Total	-520,775.90	-494,078.61	-5,287,651.00	-615,027.64	-5,794,441.00
1030 - Flood Control					
30 - Est Beg Fnd Bal					
Est Beginning Fund Balance	0.00	0.00	-4,820.00	0.00	-5,391.00
30 - Est Beg Fnd Bal Total	0.00	0.00	-4,820.00	0.00	-5,391.00
33 - Intergov Rev					
Federal Flood Control Leases	-848.70	0.00	-2,000.00	-707.25	0.00
33 - Intergov Rev Total	-848.70	0.00	-2,000.00	-707.25	0.00

	2021 Actuals	2022 Actuals	2023-2024 Budget	2023 Actuals	2025-2026 Budget
36 - Misc Rev					
Investment Interest	-50.96	-63.91	-85.00	-114.80	-500.00
36 - Misc Rev Total	-50.96	-63.91	-85.00	-114.80	-500.00
1030 - Flood Control Total	-899.66	-63.91	-6,905.00	-822.05	-5,891.00
1040 - Veterans Assistance Fund					
30 - Est Beg Fnd Bal					
Est Beginning Fund Balance	0.00	0.00	-1,285,539.00	0.00	-1,610,128.00
30 - Est Beg Fnd Bal Total	0.00	0.00	-1,285,539.00	0.00	-1,610,128.00
31 - Taxes					
Real & Personal Property Tax	-266,841.14	-288,539.37	-657,525.00	-323,232.93	-829,196.00
31 - Taxes Total	-266,841.14	-288,539.37	-657,525.00	-323,232.93	-829,196.00
33 - Intergov Rev					
PILT Department of Energy	-4,008.14	-3,897.24	-8,000.00	-4,547.48	-8,300.00
33 - Intergov Rev Total	-4,008.14	-3,897.24	-8,000.00	-4,547.48	-8,300.00
34 - Goods & Services					
Personnel Services	0.00	0.00	0.00	-51,651.65	-85,156.00
34 - Goods & Services Total	0.00	0.00	0.00	-51,651.65	-85,156.00
36 - Misc Rev					
Cashiers Over/Short	0.00	0.00	0.00	0.00	0.00
Investment Interest	-12,481.25	-16,546.72	-21,000.00	-30,885.50	-60,000.00
36 - Misc Rev Total	-12,481.25	-16,546.72	-21,000.00	-30,885.50	-60,000.00
38 - Other Inc Fund Res					
Refunds	0.00	0.00	0.00	0.00	0.00
38 - Other Inc Fund Res Total	0.00	0.00	0.00	0.00	0.00
1040 - Veterans Assistance Fund Total	-283,330.53	-308,983.33	-1,972,064.00	-410,317.56	-2,592,780.00
1060 - Auditors O&M					
30 - Est Beg Fnd Bal					
Est Beginning Fund Balance	0.00	0.00	-398,281.00	0.00	-479,465.00
30 - Est Beg Fnd Bal Total	0.00	0.00	-398,281.00	0.00	-479,465.00
33 - Intergov Rev					
Aud Centennial Doc (State)	-132,112.36	-103,249.00	-220,000.00	-58,133.82	-220,000.00
33 - Intergov Rev Total	-132,112.36	-103,249.00	-220,000.00	-58,133.82	-220,000.00
34 - Goods & Services					
Aud Centennial Doc Pres & ModS	-118,962.00	-77,795.00	-200,000.00	-53,349.00	-200,000.00
Covenant Homeownership	0.00	0.00	0.00	0.00	0.00
34 - Goods & Services Total	-118,962.00	-77,795.00	-200,000.00	-53,349.00	-200,000.00

	2021 Actuals	2022 Actuals	2023-2024 Budget	2023 Actuals	2025-2026 Budget
36 - Misc Rev					
Cashiers Over/Short	0.00	0.00	0.00	0.00	0.00
36 - Misc Rev Total	0.00	0.00	0.00	0.00	0.00
1060 - Auditors O&M Total	-251,074.36	-181,044.00	-818,281.00	-111,482.82	-899,465.00
1070 - Benton County Human Services					
30 - Est Beg Fnd Bal					
Est Beginning Fund Balance	0.00	0.00	-3,033,000.00	0.00	-1,042,000.00
30 - Est Beg Fnd Bal Total	0.00	0.00	-3,033,000.00	0.00	-1,042,000.00
31 - Taxes					
Real & Personal Property Tax	-592,957.85	-641,219.70	-1,461,168.00	-718,311.81	-1,842,658.00
31 - Taxes Total	-592,957.85	-641,219.70	-1,461,168.00	-718,311.81	-1,842,658.00
1070 - Benton County Human Services Total	-592,957.85	-641,219.70	-4,494,168.00	-718,311.81	-2,884,658.00
1080 - Human Services					
30 - Est Beg Fnd Bal					
Est Beginning Fund Balance	0.00	0.00	-4,959,475.00	0.00	-2,733,516.00
30 - Est Beg Fnd Bal Total	0.00	0.00	-4,959,475.00	0.00	-2,733,516.00
33 - Intergov Rev					
BFDOH COVID Allocation-Cares	-4,801.62	0.00	0.00	0.00	0.00
Block Grant Subst Abuse - FBG	-186,600.31	-14,295.89	-380,000.00	-177,115.61	0.00
Block Grant Subst Abuse - PFS	-56,301.39	-234,338.67	-112,602.00	0.00	-190,000.00
Continuum of Care	0.00	0.00	0.00	0.00	-245,286.00
COVID-19 Emerg Housing Grant	0.00	0.00	0.00	0.00	0.00
Dept Treas Emerg Rental Assist	-0.01	0.00	-11,000.00	0.00	0.00
Dept Treas Emg Rental Asst	-11,038,006.00	-6,566,984.90	0.00	0.00	0.00
Dept Treas EmgRental Asst	0.00	0.00	-6,284,000.00	0.00	0.00
Developmental Disabilities	-1,549,484.84	-1,466,202.70	-2,916,768.00	-2,086,900.88	-6,000,000.00
Emergency Housing Grant	0.00	0.00	0.00	-465,832.42	0.00
Eviction Rent Assistance Progr	0.00	0.00	-9,161,874.00	-3,497,732.21	0.00
GCBH (Commerce)	0.00	-164,513.70	0.00	-401,752.00	-1,000,000.00
GF- State Admin. SABG Prevent	-4,671.67	0.00	-9,400.00	0.00	-433,000.00
HHS Opioid Response grant	-120,856.81	-6,239.41	-242,000.00	0.00	-91,000.00
Housing & Essential Need Grant	-377,534.07	-555,010.49	-900,000.00	-228,150.32	0.00
HUD Shelter plus Care	-104,297.81	-46,464.00	-190,431.00	0.00	0.00
Interlocal Grant & Entitlement	-12,500.00	-5,209.12	-25,000.00	5,010.00	0.00
Isolation and Quart Svs COVID	-13,572.73	-10,813.85	0.00	0.00	0.00
Liquor Board Profits	-2,637.26	-2,710.18	-5,300.00	-4,330.17	-2,100.00

	2021 Actuals	2022 Actuals	2023-2024 Budget	2023 Actuals	2025-2026 Budget
Liquor Board Tax Profit-Other	-65,586.10	-49,209.11	-117,500.00	-120,527.90	-175,000.00
Liquor Excise Tax	-2,356.20	-2,302.78	-4,800.00	-1,127.11	-5,800.00
PILT Department of Energy	-8,906.96	-8,660.52	-18,000.00	-10,105.48	-8,500.00
Shelter Program Grant	-226,205.00	-348,632.00	-995,877.00	-149,653.00	0.00
Substance Abuse State	-6,064.38	-23,494.73	-12,200.00	0.00	-63,200.00
Treasury Rent Asst Prgm CTRAP	-5,369,707.57	-3,789,176.35	0.00	-2,935,694.34	0.00
WA Dept Comm - CDBG	-232,137.00	-105,952.14	-336,029.00	-114,559.02	-262,000.00
WA Dept Comm - Consol Homeless	-436,383.87	-1,125,374.89	-2,900,000.00	-2,479,269.97	-12,987,948.00
WA Dept Comm - Emerg Solutions	-1,471,570.04	-1,310,877.10	-534,152.00	-528,842.62	0.00
33 - Intergov Rev Total	-21,290,181.64	-15,836,462.53	-25,156,933.00	-13,196,583.05	-21,463,834.00
34 - Goods & Services					
Charges for Svcs- Franklin Co	-847.13	0.00	-1,900.00	0.00	-2,000.00
Franklin Co Admin Fee Vet Svcs	-3,646.30	-7,292.60	-7,200.00	-3,646.30	-14,000.00
Franklin Co Homeless House Svcs	-241,051.75	-184,169.12	-482,104.00	-18,473.67	-300,000.00
Housing Administrative Service	-358,971.32	-638,047.87	-718,000.00	-426,751.58	-500,000.00
Interfund Administrative Svcs	0.00	-490.50	0.00	0.00	-5,000.00
34 - Goods & Services Total	-604,516.50	-830,000.09	-1,209,204.00	-448,871.55	-821,000.00
36 - Misc Rev					
Cashiers Over/Short	0.00	0.00	0.00	0.00	0.00
Miscellaneous Other	0.00	0.00	-1,000.00	-8,194.00	0.00
36 - Misc Rev Total	0.00	0.00	-1,000.00	-8,194.00	0.00
38 - Other Inc Fund Res					
Refunds	0.00	0.00	0.00	0.00	0.00
38 - Other Inc Fund Res Total	0.00	0.00	0.00	0.00	0.00
1080 - Human Services Total	-21,894,698.14	-16,666,462.62	-31,326,612.00	-13,653,648.60	-25,018,350.00
1090 - Treasurers Investment Pool					
30 - Est Beg Fnd Bal					
Est Beginning Fund Balance	0.00	0.00	-500,000.00	0.00	-500,000.00
30 - Est Beg Fnd Bal Total	0.00	0.00	-500,000.00	0.00	-500,000.00
34 - Goods & Services					
Investment Service Fees	-219,002.13	-196,717.30	-200,000.00	-176,214.72	-350,000.00
34 - Goods & Services Total	-219,002.13	-196,717.30	-200,000.00	-176,214.72	-350,000.00
36 - Misc Rev					
Banking Interest	0.00	0.00	0.00	-5,601.79	-500,000.00
Investment Interest	44,056.03	770,574.67	0.00	684,202.34	-14,000.00
Judgments & Settlement - Other	-1,020.55	0.00	0.00	0.00	0.00

	2021 Actuals	2022 Actuals	2023-2024 Budget	2023 Actuals	2025-2026 Budget
Other Interest Income	0.00	0.00	0.00	-2,269.63	0.00
36 - Misc Rev Total	43,035.48	770,574.67	0.00	676,330.92	-514,000.00
1090 - Treasurers Investment Pool Total	-175,966.65	573,857.37	-700,000.00	500,116.20	-1,364,000.00
1100 - Park Development					
30 - Est Beg Fnd Bal					
Est Beginning Fund Balance	0.00	0.00	-506,600.00	0.00	-720,000.00
30 - Est Beg Fnd Bal Total	0.00	0.00	-506,600.00	0.00	-720,000.00
36 - Misc Rev					
Cashiers Over/Short	0.00	9.90	0.00	0.00	0.00
Contributions / Donations	0.00	-8.41	0.00	-20.00	0.00
Investment Interest	-5,308.14	-8,350.23	-8,670.00	-19,517.43	-11,444.00
Miscellaneous Other	0.00	0.00	0.00	0.00	0.00
NSF Cash Adjustment	0.00	40.00	0.00	0.00	0.00
Space & Facility Rental S-Term	-32,102.15	-31,935.68	-64,200.00	-33,346.00	-50,000.00
36 - Misc Rev Total	-37,410.29	-40,244.42	-72,870.00	-52,883.43	-61,444.00
39 - Other Financing Srcs					
Sale of Fixed Assets-Equipment	0.00	0.00	0.00	0.00	0.00
T/I General Fund	-115,000.00	-500,000.00	0.00	0.00	0.00
39 - Other Financing Srcs Total	-115,000.00	-500,000.00	0.00	0.00	0.00
1100 - Park Development Total	-152,410.29	-540,244.42	-579,470.00	-52,883.43	-781,444.00
1110 - Election Reserve					
30 - Est Beg Fnd Bal					
Est Beginning Fund Balance	0.00	0.00	-1,219,593.00	0.00	-747,785.00
30 - Est Beg Fnd Bal Total	0.00	0.00	-1,219,593.00	0.00	-747,785.00
33 - Intergov Rev					
Secretary of State HUBS grant	0.00	0.00	0.00	0.00	0.00
Secretary of State Jail Outrch	0.00	-1,999.38	-5,000.00	0.00	0.00
State - Sec State Civic Engage	0.00	0.00	0.00	0.00	0.00
33 - Intergov Rev Total	0.00	-1,999.38	-5,000.00	0.00	0.00
34 - Goods & Services					
Election Equip Replacement Fee	-60,599.00	-53,479.50	-100,000.00	-45,287.95	-100,000.00
Election Fees-Cities	-195,238.15	-15,844.48	-220,000.00	-172,954.79	-220,000.00
Election Fees-Other	-163,075.06	-81,747.75	-225,000.00	-212,791.73	-300,000.00
Election Fees-Schools	-245,609.66	-532,456.93	-330,000.00	-653,128.83	-1,000,000.00
Election Fees-State	-82,696.11	-391,566.44	-795,000.00	-63,703.85	-600,000.00
Election Filing Fees-Cities	-171.96	0.00	-5,000.00	-3,448.32	-5,000.00

	2021 Actuals	2022 Actuals	2023-2024 Budget	2023 Actuals	2025-2026 Budget
Election Filing Fees-County	0.00	-23,924.05	-30,000.00	-873.47	-30,000.00
Election Filing Fees-State	0.00	-7,589.04	-20,000.00	-1,015.84	-20,000.00
Sale Merchandise - Non Taxable	0.00	0.00	0.00	0.00	0.00
Voter Maintenance-Cities	-499,958.40	-256,868.99	-720,000.00	-315,067.36	-720,000.00
34 - Goods & Services Total	-1,247,348.34	-1,363,477.18	-2,445,000.00	-1,468,272.14	-2,995,000.00
36 - Misc Rev					
Cashiers Over/Short	0.00	0.00	0.00	0.00	0.00
Miscellaneous Other	0.00	0.00	0.00	-4.82	0.00
36 - Misc Rev Total	0.00	0.00	0.00	-4.82	0.00
38 - Other Inc Fund Res					
Refunds	0.00	0.00	0.00	0.00	0.00
38 - Other Inc Fund Res Total	0.00	0.00	0.00	0.00	0.00
39 - Other Financing Srcs					
Operating Transfer In - VIT	0.00	0.00	0.00	0.00	0.00
T/I - Central Svs Replacement	0.00	0.00	-55,329.00	-55,329.00	0.00
T/I General Fund	-1,060,000.00	-804,000.00	0.00	0.00	-834,195.00
39 - Other Financing Srcs Total	-1,060,000.00	-804,000.00	-55,329.00	-55,329.00	-834,195.00
1110 - Election Reserve Total	-2,307,348.34	-2,169,476.56	-3,724,922.00	-1,523,605.96	-4,576,980.00
1120 - Treasurers O & M					
30 - Est Beg Fnd Bal					
Est Beginning Fund Balance	0.00	0.00	-350,000.00	0.00	-700,000.00
30 - Est Beg Fnd Bal Total	0.00	0.00	-350,000.00	0.00	-700,000.00
34 - Goods & Services					
Treasurers Fee -Del Avoidance	-109,047.72	-102,237.83	-218,000.00	-110,292.33	-150,000.00
Treasurers Fee -Del Irrigation	-1,727.16	-89.43	-5,000.00	0.00	-40.00
Treasurers Fee -Pers Property	-33,757.46	-46,235.00	-66,000.00	-38,255.00	-70,000.00
Treasurers Fee-Abatement Cost	-15.00	-7.50	0.00	-5.00	0.00
Treasurers Fees-Real Property	-42,654.50	-60,879.00	-90,000.00	-42,034.00	-70,000.00
34 - Goods & Services Total	-187,201.84	-209,448.76	-379,000.00	-190,586.33	-290,040.00
36 - Misc Rev					
Investment Interest	-6,399.74	-8,166.25	-11,000.00	-15,746.29	-15,000.00
Miscellaneous Other	0.00	-2,000.00	-300.00	0.00	0.00
36 - Misc Rev Total	-6,399.74	-10,166.25	-11,300.00	-15,746.29	-15,000.00
1120 - Treasurers O & M Total	-193,601.58	-219,615.01	-740,300.00	-206,332.62	-1,005,040.00
1140 - Paths & Trails Reserve					
30 - Est Beg Fnd Bal					

	2021 Actuals	2022 Actuals	2023-2024 Budget	2023 Actuals	2025-2026 Budget
Est Beginning Fund Balance	0.00	0.00	-135,940.00	0.00	-174,747.00
30 - Est Beg Fnd Bal Total	0.00	0.00	-135,940.00	0.00	-174,747.00
33 - Intergov Rev					
Motor Vehicle Fuel Tax-Co Road	-16,803.65	-15,248.41	-50,000.00	-15,282.97	-30,195.00
33 - Intergov Rev Total	-16,803.65	-15,248.41	-50,000.00	-15,282.97	-30,195.00
36 - Misc Rev					
Investment Interest	-1,349.58	-1,834.36	-4,500.00	-3,411.62	-6,741.00
36 - Misc Rev Total	-1,349.58	-1,834.36	-4,500.00	-3,411.62	-6,741.00
1140 - Paths & Trails Reserve Total	-18,153.23	-17,082.77	-190,440.00	-18,694.59	-211,683.00
1150 - Juvenile Center					
30 - Est Beg Fnd Bal					
Est Beginning Fund Balance	0.00	0.00	-6,174,500.00	0.00	-1,493,792.00
30 - Est Beg Fnd Bal Total	0.00	0.00	-6,174,500.00	0.00	-1,493,792.00
33 - Intergov Rev					
BECCA Grant	-380,028.13	-386,338.35	-767,542.00	-384,300.35	-692,706.00
CASA/GAL title IV-E training	-772.69	-318.14	-4,000.00	-3,993.36	-7,000.00
Case Mgmt Assessment Process	0.00	0.00	0.00	0.00	-20,000.00
CDDA Grant	-56,179.01	-40,675.77	-115,800.00	-72,672.35	-120,728.00
CJAA Grant	-42,985.11	0.00	0.00	0.00	0.00
Consolidated Juvenile Services	0.00	-346,269.52	-812,400.00	-367,562.11	-750,000.00
EET Employment Educ and Train	-41,270.53	-76,074.10	-90,044.00	-88,834.60	-147,668.00
FFT Evidence Based Expansion	0.00	-89,293.01	-157,700.00	-79,471.36	-155,236.00
i-ACT Program Development	-5,426.82	-9,056.46	-29,052.00	-6,707.78	-48,057.00
i-ACT Promising Programs	-45,641.43	-87,670.51	-175,000.00	-107,041.70	-180,000.00
Juv Alternatives Initiatives	-22,006.44	0.00	0.00	0.00	0.00
MHD Federal Block Grant	0.00	0.00	-1,000.00	0.00	0.00
MST Multi-Systemic Therapy	-5,300.00	-2,700.00	-40,000.00	-7,250.00	-36,000.00
SSODA Grant	-190,280.12	-133,275.06	-362,530.00	-189,074.72	-324,000.00
Volunteer Guard Ad Litem Grant	-98,695.91	-69,405.41	-167,889.00	-89,183.80	-180,060.00
33 - Intergov Rev Total	-888,586.19	-1,241,076.33	-2,722,957.00	-1,396,092.13	-2,661,455.00
34 - Goods & Services					
AOC Interpreter Costs - Juv	-10,425.00	-2,720.00	-10,000.00	-2,175.00	-10,000.00
Diagnostic Services	0.00	-12,125.00	-24,000.00	-18,325.00	-30,000.00
District Court Warrant Fees	0.00	-500.00	-3,000.00	-50.00	-1,000.00
DN2 DNA Coll-Franklin Co. Juv	0.00	-150.00	-1,000.00	-80.00	0.00
DNA Collector - Juvenile	-410.00	-352.00	-2,000.00	-218.92	0.00

	2021 Actuals	2022 Actuals	2023-2024 Budget	2023 Actuals	2025-2026 Budget
G.A.P. - Benton City	-1,550.00	-1,550.00	-3,100.00	-1,550.00	-3,286.00
G.A.P. - Kennewick	-37,209.96	-37,210.00	-74,420.00	-37,210.00	-78,886.00
HIT-Hold Instuitional Transprt	-1,625.00	0.00	-8,000.00	0.00	-2,000.00
Infractions	-325.00	-530.00	-2,500.00	-100.00	0.00
Juvenile Parole Services	0.00	-625.00	-10,800.00	-13,925.00	-19,000.00
Juvenile Services	0.00	0.00	0.00	0.00	0.00
Juvenile Services - Misc.	-3,750.00	-2,100.00	-6,000.00	-1,800.00	-4,000.00
Juvenile Services Franklin Co.	0.00	-1,877,388.00	-4,996,380.00	-2,414,503.85	-5,188,376.00
Juvenile Services Walla Walla	0.00	0.00	0.00	0.00	0.00
Juvenile Truancy	-34,483.75	0.00	0.00	0.00	-100.00
Parental Payments	-641.36	-183.62	-10,000.00	-193.91	0.00
Pro Tem Costs	0.00	0.00	-2,000.00	0.00	0.00
Probation Liaison Prgm-Pasco	-94,656.00	-99,240.00	-206,102.00	-104,087.00	-229,934.00
Reentry Initiative Grant	0.00	0.00	0.00	0.00	-2,000,000.00
34 - Goods & Services Total	-185,076.07	-2,034,673.62	-5,359,302.00	-2,594,218.68	-7,566,582.00
36 - Misc Rev					
CASA/GAL donation	0.00	0.00	0.00	0.00	0.00
Cashiers Over/Short	0.00	0.00	0.00	0.00	0.00
Heads Up Tri-Cities	-513.47	-269.08	-20,000.00	0.00	0.00
Miscellaneous Other	0.00	-5,577.29	-2,000.00	-302.35	-2,000.00
SCt over/short	0.00	0.00	0.00	0.00	0.00
36 - Misc Rev Total	-513.47	-5,846.37	-22,000.00	-302.35	-2,000.00
38 - Other Inc Fund Res					
Refunds	0.00	0.00	0.00	0.00	0.00
38 - Other Inc Fund Res Total	0.00	0.00	0.00	0.00	0.00
39 - Other Financing Srcs					
Sale of Fixed Assets-Equipment	-3,638.00	0.00	-4,000.00	0.00	0.00
T/I -1/10% Criminal Jus	-1,744,374.14	-1,916,400.00	-4,994,268.00	-415,074.00	-5,154,484.00
T/I General Fund	-1,916,400.00	-5,545,946.48	0.00	0.00	-4,137,676.00
39 - Other Financing Srcs Total	-3,664,412.14	-7,462,346.48	-4,998,268.00	-415,074.00	-9,292,160.00
1150 - Juvenile Center Total	-4,738,587.87	-10,743,942.80	-19,277,027.00	-4,405,687.16	-21,015,989.00
1160 - Inmate Benevolence Fund					
30 - Est Beg Fnd Bal					
Est Beginning Fund Balance	0.00	0.00	-2,226,000.00	0.00	-1,950,000.00
30 - Est Beg Fnd Bal Total	0.00	0.00	-2,226,000.00	0.00	-1,950,000.00
34 - Goods & Services					

	2021 Actuals	2022 Actuals	2023-2024 Budget	2023 Actuals	2025-2026 Budget
Commission - Inmate Commissary	-641,921.00	-513,971.47	-1,280,000.00	-565,845.59	-1,280,000.00
Commissions - Inmate Phone Svc	0.00	-173,124.80	0.00	-328,534.56	-600,000.00
34 - Goods & Services Total	-641,921.00	-687,096.27	-1,280,000.00	-894,380.15	-1,880,000.00
36 - Misc Rev					
Misc Rev-Phone Commissions	-259,281.55	-17,748.36	-452,090.00	0.00	0.00
Miscellaneous Other	-993.31	-566.60	-2,010.00	-4,892.85	-2,010.00
36 - Misc Rev Total	-260,274.86	-18,314.96	-454,100.00	-4,892.85	-2,010.00
1160 - Inmate Benevolence Fund Total	-902,195.86	-705,411.23	-3,960,100.00	-899,273.00	-3,832,010.00
1200 - Crime Victim Comp					
30 - Est Beg Fnd Bal					
Est Beginning Fund Balance	0.00	0.00	-523,459.00	0.00	-512,669.00
30 - Est Beg Fnd Bal Total	0.00	0.00	-523,459.00	0.00	-512,669.00
33 - Intergov Rev					
Crime Victim & Witness	0.00	0.00	0.00	-45,232.14	-242,312.00
CTED-Crime Victims Advocacy	-53,825.46	-81,410.99	-161,574.00	-88,752.97	-161,574.00
33 - Intergov Rev Total	-53,825.46	-81,410.99	-161,574.00	-133,985.11	-403,886.00
34 - Goods & Services					
Crime Victim Assess Dist Crt	-46,090.42	-33,220.99	-79,705.00	-37,161.06	-71,196.00
Crime Victim Assess Sup Crt	-172,551.38	-121,399.41	-320,067.00	-91,942.79	-215,221.00
Kids Haven Interviews	0.00	0.00	0.00	0.00	0.00
Small Claims w/o JST	-151.68	-140.88	-327.00	0.00	0.00
34 - Goods & Services Total	-218,793.48	-154,761.28	-400,099.00	-129,103.85	-286,417.00
35 - Fines & Penalties					
District Court Cost Recoupment	-1.65	0.00	0.00	-1.16	0.00
Other Non-Park Infract Penalty	-0.76	0.00	0.00	0.00	0.00
35 - Fines & Penalties Total	-2.41	0.00	0.00	-1.16	0.00
36 - Misc Rev					
Cashiers Over/Short	0.00	0.00	0.00	0.00	0.00
Contributions / Donations	0.00	0.00	0.00	0.00	0.00
Donor Designated Contribution	-1,383.00	0.00	0.00	0.00	0.00
36 - Misc Rev Total	-1,383.00	0.00	0.00	0.00	0.00
1200 - Crime Victim Comp Total	-274,004.35	-236,172.27	-1,085,132.00	-263,090.12	-1,202,972.00
1240 - Event Center					
30 - Est Beg Fnd Bal					
Est Beginning Fund Balance	0.00	0.00	-2,000,000.00	0.00	-1,074,541.00
30 - Est Beg Fnd Bal Total	0.00	0.00	-2,000,000.00	0.00	-1,074,541.00

	2021 Actuals	2022 Actuals	2023-2024 Budget	2023 Actuals	2025-2026 Budget
33 - Intergov Rev					
CARES Act 1	0.00	0.00	0.00	0.00	0.00
33 - Intergov Rev Total	0.00	0.00	0.00	0.00	0.00
34 - Goods & Services					
Commission-Bev Liquor	0.00	0.00	0.00	-1,298.53	-4,000.00
Custodial/Jan/Maint/Buildin	-395.20	0.00	0.00	0.00	0.00
34 - Goods & Services Total	-395.20	0.00	0.00	-1,298.53	-4,000.00
36 - Misc Rev					
Building Rentals	-89,732.00	-120,735.00	-200,000.00	-260,414.05	-450,000.00
Camping	0.00	-80.00	0.00	-346.00	0.00
Cashiers Over/Short	0.00	0.00	0.00	0.00	0.00
Fair Association	-175,000.00	-218,053.78	-350,000.00	-100,588.36	-350,000.00
Miscellaneous Other	0.00	-1,148.50	0.00	0.00	0.00
NSF Cash Adjustment	0.00	0.00	0.00	0.00	0.00
NSF Check Fee	0.00	300.00	0.00	0.00	0.00
Sale of Scrap & Junk	-351.65	0.00	0.00	0.00	0.00
Stall Rental	0.00	0.00	0.00	0.00	0.00
Unclaimed Checks	0.00	0.00	0.00	0.00	0.00
Utility Reimbursement-Lease	-27,904.97	0.00	-50,000.00	0.00	-50,000.00
36 - Misc Rev Total	-292,988.62	-339,717.28	-600,000.00	-361,348.41	-850,000.00
38 - Other Inc Fund Res					
Refunds	0.00	0.00	0.00	0.00	0.00
38 - Other Inc Fund Res Total	0.00	0.00	0.00	0.00	0.00
39 - Other Financing Srcs					
Sale of Fixed Assets-Equipmet	0.00	0.00	0.00	0.00	0.00
T/I General Fund	-550,000.00	-1,750,000.00	0.00	0.00	-500,000.00
39 - Other Financing Srcs Total	-550,000.00	-1,750,000.00	0.00	0.00	-500,000.00
1240 - Event Center Total	-843,383.82	-2,089,717.28	-2,600,000.00	-362,646.94	-2,428,541.00
1260 - Sheriff Investigative Fund					
30 - Est Beg Fnd Bal					
Est Beginning Fund Balance	0.00	0.00	-318,265.00	0.00	-367,424.00
30 - Est Beg Fnd Bal Total	0.00	0.00	-318,265.00	0.00	-367,424.00
33 - Intergov Rev					
Equitable Sharing Fed Forfeit	0.00	0.00	0.00	0.00	0.00
Interlocal Grant & Entitlement	0.00	0.00	0.00	-33,588.30	0.00
Law Enfor Vehicle Pursuit Tech	0.00	0.00	0.00	0.00	0.00

	2021 Actuals	2022 Actuals	2023-2024 Budget	2023 Actuals	2025-2026 Budget
LE Training WASPC	0.00	0.00	0.00	-28,270.98	0.00
US Marshals Equitable Sharing	-2,112.21	-55,490.64	-2,816.00	0.00	0.00
WASPC Traffic Safety Grant	0.00	-6,961.26	0.00	-10,174.32	0.00
33 - Intergov Rev Total	-2,112.21	-62,451.90	-2,816.00	-72,033.60	0.00
34 - Goods & Services					
Interlocal SWAT Agreements	0.00	-1,000.00	-4,000.00	-2,000.00	-4,000.00
Sheriff Svcs to ENW	-7,500.00	-12,500.00	-30,000.00	-10,000.00	-30,000.00
34 - Goods & Services Total	-7,500.00	-13,500.00	-34,000.00	-12,000.00	-34,000.00
36 - Misc Rev					
Cashiers Over/Short	0.00	0.00	0.00	0.00	0.00
Contributions / Donations	0.00	-4,000.00	-1,000.00	0.00	-1,000.00
Investigative Fund Confiscate	-1,180.65	-8,400.00	-1,492.00	0.00	0.00
Miscellaneous Other	0.00	0.00	0.00	0.00	0.00
Proceeds -Sales of Confiscated	0.00	-738.49	0.00	0.00	0.00
36 - Misc Rev Total	-1,180.65	-13,138.49	-2,492.00	0.00	-1,000.00
39 - Other Financing Srcs					
Comp Loss/Impairment Capital	0.00	0.00	0.00	-10,000.00	0.00
T/I General Fund	0.00	0.00	-86,000.00	-86,000.00	0.00
T/I Historical Preservation FD	0.00	0.00	0.00	-12,000.00	0.00
39 - Other Financing Srcs Total	0.00	0.00	-86,000.00	-108,000.00	0.00
1260 - Sheriff Investigative Fund Total	-10,792.86	-89,090.39	-443,573.00	-192,033.60	-402,424.00
1270 - Boating Safety & Patrol Fund					
30 - Est Beg Fnd Bal					
Est Beginning Fund Balance	0.00	0.00	-161,140.00	0.00	-130,556.00
30 - Est Beg Fnd Bal Total	0.00	0.00	-161,140.00	0.00	-130,556.00
33 - Intergov Rev					
Vessel Registration Fees	-107,559.74	-45,919.47	-107,560.00	-50,292.80	-100,586.00
WA State Boating Safety	-13,501.93	-12,173.96	-27,004.00	-12,400.68	-24,227.00
33 - Intergov Rev Total	-121,061.67	-58,093.43	-134,564.00	-62,693.48	-124,813.00
34 - Goods & Services					
Sheriff Svcs to ENW	-7,500.00	-12,500.00	-10,000.00	-10,000.00	-10,000.00
34 - Goods & Services Total	-7,500.00	-12,500.00	-10,000.00	-10,000.00	-10,000.00
36 - Misc Rev					
Cashiers Over/Short	0.00	0.00	0.00	0.00	0.00
Contributions / Donations	0.00	0.00	-100.00	0.00	-100.00
36 - Misc Rev Total	0.00	0.00	-100.00	0.00	-100.00

	2021 Actuals	2022 Actuals	2023-2024 Budget	2023 Actuals	2025-2026 Budget
1270 - Boating Safety & Patrol Fund Total	-128,561.67	-70,593.43	-305,804.00	-72,693.48	-265,469.00
1280 - Treasurers Service Fund					
30 - Est Beg Fnd Bal					
Est Beginning Fund Balance	0.00	0.00	-8,400.00	0.00	-12,000.00
30 - Est Beg Fnd Bal Total	0.00	0.00	-8,400.00	0.00	-12,000.00
34 - Goods & Services					
ACH Monthly Fee	-1,323.00	-1,331.06	-2,000.00	-1,394.44	-2,700.00
34 - Goods & Services Total	-1,323.00	-1,331.06	-2,000.00	-1,394.44	-2,700.00
1280 - Treasurers Service Fund Total	-1,323.00	-1,331.06	-10,400.00	-1,394.44	-14,700.00
1290 - Reet Technology					
30 - Est Beg Fnd Bal					
Est Beginning Fund Balance	0.00	0.00	-230,000.00	0.00	-220,000.00
30 - Est Beg Fnd Bal Total	0.00	0.00	-230,000.00	0.00	-220,000.00
33 - Intergov Rev					
RE/Prop Tax Admin Assist	-19,484.74	-18,308.91	-35,000.00	-12,202.95	-15,000.00
33 - Intergov Rev Total	-19,484.74	-18,308.91	-35,000.00	-12,202.95	-15,000.00
34 - Goods & Services					
Treasurers Fees-Tech Fee	-23,700.00	-19,525.00	-37,000.00	-15,340.00	-20,000.00
34 - Goods & Services Total	-23,700.00	-19,525.00	-37,000.00	-15,340.00	-20,000.00
1290 - Reet Technology Total	-43,184.74	-37,833.91	-302,000.00	-27,542.95	-255,000.00
1300 - Real Estate Excise Tax					
30 - Est Beg Fnd Bal					
Est Beginning Fund Balance	0.00	0.00	-5,900,000.00	0.00	-6,700,000.00
30 - Est Beg Fnd Bal Total	0.00	0.00	-5,900,000.00	0.00	-6,700,000.00
31 - Taxes					
REET 1- 1st Qtr Percent(0.25%)	-1,705,795.42	-1,561,310.84	-2,000,000.00	-759,502.71	-2,000,000.00
31 - Taxes Total	-1,705,795.42	-1,561,310.84	-2,000,000.00	-759,502.71	-2,000,000.00
1300 - Real Estate Excise Tax Total	-1,705,795.42	-1,561,310.84	-7,900,000.00	-759,502.71	-8,700,000.00
1310 - Probation Assessment					
30 - Est Beg Fnd Bal					
Est Beginning Fund Balance	0.00	0.00	0.00	0.00	0.00
30 - Est Beg Fnd Bal Total	0.00	0.00	0.00	0.00	0.00
34 - Goods & Services					
Adult Probation Services Fee	0.00	0.00	0.00	0.00	0.00
SCt Court Fees	0.00	0.00	0.00	0.00	0.00
34 - Goods & Services Total	0.00	0.00	0.00	0.00	0.00

	2021 Actuals	2022 Actuals	2023-2024 Budget	2023 Actuals	2025-2026 Budget
1310 - Probation Assessment Total	0.00	0.00	0.00	0.00	0.00
1320 - Central Services Replacement					
30 - Est Beg Fnd Bal					
Est Beginning Fund Balance	0.00	0.00	-2,662,000.00	0.00	-2,621,600.00
30 - Est Beg Fnd Bal Total	0.00	0.00	-2,662,000.00	0.00	-2,621,600.00
34 - Goods & Services					
Election Equip Replacement Fee	0.00	0.00	0.00	0.00	0.00
IT Equipment Replacement	-676,848.00	-676,846.00	-1,529,484.00	-764,742.76	-1,728,116.00
34 - Goods & Services Total	-676,848.00	-676,846.00	-1,529,484.00	-764,742.76	-1,728,116.00
36 - Misc Rev					
Miscellaneous Other	0.00	-3,443.00	0.00	0.00	0.00
36 - Misc Rev Total	0.00	-3,443.00	0.00	0.00	0.00
1320 - Central Services Replacement Total	-676,848.00	-680,289.00	-4,191,484.00	-764,742.76	-4,349,716.00
1330 - 1/10% Cj Jail-Juvenile					
30 - Est Beg Fnd Bal					
Est Beginning Fund Balance	0.00	0.00	-21,004,000.00	0.00	-31,300,000.00
30 - Est Beg Fnd Bal Total	0.00	0.00	-21,004,000.00	0.00	-31,300,000.00
31 - Taxes					
Juv Facilities Sales & Use Tax	-6,130,667.28	-6,251,868.37	-11,500,000.00	-6,570,520.96	-12,484,000.00
31 - Taxes Total	-6,130,667.28	-6,251,868.37	-11,500,000.00	-6,570,520.96	-12,484,000.00
36 - Misc Rev					
Judgments & Settlements	-579,899.26	0.00	0.00	0.00	0.00
Miscellaneous Other	-54,000.00	0.00	0.00	0.00	0.00
36 - Misc Rev Total	-633,899.26	0.00	0.00	0.00	0.00
1330 - 1/10% Cj Jail-Juvenile Total	-6,764,566.54	-6,251,868.37	-32,504,000.00	-6,570,520.96	-43,784,000.00
1350 - Sustainable Development					
30 - Est Beg Fnd Bal					
Est Beginning Fund Balance	0.00	0.00	-620,700.00	0.00	-323,700.00
30 - Est Beg Fnd Bal Total	0.00	0.00	-620,700.00	0.00	-323,700.00
33 - Intergov Rev					
Fed Infrastrctre Fnding Coordr	0.00	-25,000.00	-75,000.00	-37,500.00	0.00
Federal Grant Dept Commerce	0.00	-110,816.28	-900,000.00	0.00	-800,000.00
HUD Plymouth Water Dst	-47,587.37	-14,602.87	0.00	-40,983.80	0.00
Interlocal Grant & Entitlement	-41,388.00	-124,164.00	-43,000.00	-41,388.00	-191,284.00
33 - Intergov Rev Total	-88,975.37	-274,583.15	-1,018,000.00	-119,871.80	-991,284.00
36 - Misc Rev					

	2021 Actuals	2022 Actuals	2023-2024 Budget	2023 Actuals	2025-2026 Budget
Cashiers Over/Short	0.00	0.00	0.00	0.00	0.00
Miscellaneous Other	-200.00	0.00	0.00	0.00	0.00
Training Cost Recovery	0.00	-3,078.53	0.00	-1,198.86	0.00
36 - Misc Rev Total	-200.00	-3,078.53	0.00	-1,198.86	0.00
39 - Other Financing Srcs					
T/I General Fund	-130,000.00	-440,000.00	0.00	0.00	-600,000.00
39 - Other Financing Srcs Total	-130,000.00	-440,000.00	0.00	0.00	-600,000.00
1350 - Sustainable Development Total	-219,175.37	-717,661.68	-1,638,700.00	-121,070.66	-1,914,984.00
1360 - Courthouse Facilitator					
30 - Est Beg Fnd Bal					
Est Beginning Fund Balance	0.00	0.00	-147,000.00	0.00	-150,000.00
30 - Est Beg Fnd Bal Total	0.00	0.00	-147,000.00	0.00	-150,000.00
34 - Goods & Services					
Courthouse Faciliator Program	-28,360.00	-27,765.00	-67,000.00	-29,785.00	-65,000.00
Domestic Violence Fac. Program	0.00	0.00	0.00	0.00	0.00
Domestic Violence Prev - Local	-3,363.00	-3,368.70	-6,500.00	-3,402.90	-6,500.00
34 - Goods & Services Total	-31,723.00	-31,133.70	-73,500.00	-33,187.90	-71,500.00
1360 - Courthouse Facilitator Total	-31,723.00	-31,133.70	-220,500.00	-33,187.90	-221,500.00
1380 - Family Services					
30 - Est Beg Fnd Bal					
Est Beginning Fund Balance	0.00	0.00	-22,026.00	0.00	-67,873.00
30 - Est Beg Fnd Bal Total	0.00	0.00	-22,026.00	0.00	-67,873.00
32 - Licenses and Permits					
Marriage Licenses-Family Svcs	-17,805.00	-19,170.00	-50,000.00	-19,230.00	-40,000.00
32 - Licenses and Permits Total	-17,805.00	-19,170.00	-50,000.00	-19,230.00	-40,000.00
33 - Intergov Rev					
F Co Marriage License Fees	-11,055.00	-4,590.00	-20,000.00	-15,435.00	-18,000.00
33 - Intergov Rev Total	-11,055.00	-4,590.00	-20,000.00	-15,435.00	-18,000.00
1380 - Family Services Total	-28,860.00	-23,760.00	-92,026.00	-34,665.00	-125,873.00
1400 - Family Services Superior Court					
30 - Est Beg Fnd Bal					
Est Beginning Fund Balance	0.00	0.00	-21,500.00	0.00	-21,500.00
30 - Est Beg Fnd Bal Total	0.00	0.00	-21,500.00	0.00	-21,500.00
32 - Licenses and Permits					
Marriage Licenses-Family Court	-9,496.00	-10,224.00	-23,000.00	-10,256.00	-23,000.00
32 - Licenses and Permits Total	-9,496.00	-10,224.00	-23,000.00	-10,256.00	-23,000.00

	2021 Actuals	2022 Actuals	2023-2024 Budget	2023 Actuals	2025-2026 Budget
34 - Goods & Services					
Title 26 Training	-434.00	-312.00	-1,500.00	-72.00	-1,500.00
34 - Goods & Services Total	-434.00	-312.00	-1,500.00	-72.00	-1,500.00
36 - Misc Rev					
Cashiers Over/Short	0.00	0.00	0.00	0.00	0.00
36 - Misc Rev Total	0.00	0.00	0.00	0.00	0.00
1400 - Family Services Superior Court Total	-9,930.00	-10,536.00	-46,000.00	-10,328.00	-46,000.00
1410 - Sheriffs Equip Purchase & Rep					
30 - Est Beg Fnd Bal					
Est Beginning Fund Balance	0.00	0.00	-565,461.00	0.00	-796,835.00
30 - Est Beg Fnd Bal Total	0.00	0.00	-565,461.00	0.00	-796,835.00
34 - Goods & Services					
Sheriff Equipment Replacement	-446,460.00	0.00	-475,228.00	0.00	0.00
34 - Goods & Services Total	-446,460.00	0.00	-475,228.00	0.00	0.00
36 - Misc Rev					
Cashiers Over/Short	0.00	0.00	0.00	0.00	0.00
36 - Misc Rev Total	0.00	0.00	0.00	0.00	0.00
39 - Other Financing Srcs					
Sale of Fixed Assets	0.00	0.00	0.00	-140,740.00	0.00
39 - Other Financing Srcs Total	0.00	0.00	0.00	-140,740.00	0.00
1410 - Sheriffs Equip Purchase & Rep Total	-446,460.00	0.00	-1,040,689.00	-140,740.00	-796,835.00
1420 - Jail Depreciation Reserve					
30 - Est Beg Fnd Bal					
Est Beginning Fund Balance	0.00	0.00	-1,982,000.00	0.00	-2,362,417.00
30 - Est Beg Fnd Bal Total	0.00	0.00	-1,982,000.00	0.00	-2,362,417.00
36 - Misc Rev					
Investment Interest	-22,593.56	-27,259.32	-40,000.00	-49,684.46	-75,000.00
36 - Misc Rev Total	-22,593.56	-27,259.32	-40,000.00	-49,684.46	-75,000.00
39 - Other Financing Srcs					
Sale of Fixed Assets	0.00	0.00	0.00	0.00	0.00
T/I General Fund	-268,300.00	-268,300.00	-536,600.00	-268,300.00	-536,600.00
39 - Other Financing Srcs Total	-268,300.00	-268,300.00	-536,600.00	-268,300.00	-536,600.00
1420 - Jail Depreciation Reserve Total	-290,893.56	-295,559.32	-2,558,600.00	-317,984.46	-2,974,017.00
1440 - Rural County Capital Fund					
30 - Est Beg Fnd Bal					
Est Beginning Fund Balance	0.00	0.00	-25,722,336.00	0.00	-30,635,726.00

	2021 Actuals	2022 Actuals	2023-2024 Budget	2023 Actuals	2025-2026 Budget
30 - Est Beg Fnd Bal Total	0.00	0.00	-25,722,336.00	0.00	-30,635,726.00
31 - Taxes					
Rural County Sales and Use Tax	-5,600,885.00	-5,688,241.51	-11,501,350.00	-5,956,779.24	-12,400,980.00
31 - Taxes Total	-5,600,885.00	-5,688,241.51	-11,501,350.00	-5,956,779.24	-12,400,980.00
1440 - Rural County Capital Fund Total	-5,600,885.00	-5,688,241.51	-37,223,686.00	-5,956,779.24	-43,036,706.00
1460 - Clerks Collection Fund					
30 - Est Beg Fnd Bal					
Est Beginning Fund Balance	0.00	0.00	-454,853.00	0.00	-344,430.00
30 - Est Beg Fnd Bal Total	0.00	0.00	-454,853.00	0.00	-344,430.00
33 - Intergov Rev					
Court Cost Reimb Co Clerk LFO	-18,231.00	-14,858.00	-30,000.00	-18,231.00	-45,184.00
33 - Intergov Rev Total	-18,231.00	-14,858.00	-30,000.00	-18,231.00	-45,184.00
34 - Goods & Services					
Reimbursement -Collection Cost	-101,290.87	-39,550.27	-160,000.00	-21,581.53	-60,000.00
SCt Court Fees	0.00	0.00	0.00	0.00	0.00
34 - Goods & Services Total	-101,290.87	-39,550.27	-160,000.00	-21,581.53	-60,000.00
1460 - Clerks Collection Fund Total	-119,521.87	-54,408.27	-644,853.00	-39,812.53	-449,614.00
1480 - Public Safety Tax Fund					
30 - Est Beg Fnd Bal					
Est Beginning Fund Balance	0.00	0.00	-19,500,000.00	0.00	-9,825,000.00
30 - Est Beg Fnd Bal Total	0.00	0.00	-19,500,000.00	0.00	-9,825,000.00
31 - Taxes					
Public Safety Tax (3/10%)	-10,162,520.13	-10,349,308.91	-20,150,000.00	-10,892,809.20	-22,221,330.00
31 - Taxes Total	-10,162,520.13	-10,349,308.91	-20,150,000.00	-10,892,809.20	-22,221,330.00
33 - Intergov Rev					
AOC Therapeutic Courts	0.00	-41,158.15	0.00	-56,552.31	0.00
33 - Intergov Rev Total	0.00	-41,158.15	0.00	-56,552.31	0.00
34 - Goods & Services					
SERICAC OT	0.00	0.00	0.00	0.00	0.00
34 - Goods & Services Total	0.00	0.00	0.00	0.00	0.00
36 - Misc Rev					
Cashiers Over/Short	0.00	0.00	0.00	0.00	0.00
Investment Interest	-217,590.28	-267,716.56	-600,000.00	-353,717.91	-460,000.00
Judgments & Settlement - Other	0.00	-801.00	0.00	0.00	0.00
Miscellaneous Other	-200.00	-7,277.00	0.00	0.00	0.00
36 - Misc Rev Total	-217,790.28	-275,794.56	-600,000.00	-353,717.91	-460,000.00

	2021 Actuals	2022 Actuals	2023-2024 Budget	2023 Actuals	2025-2026 Budget
38 - Other Inc Fund Res					
Refunds	0.00	0.00	0.00	0.00	0.00
38 - Other Inc Fund Res Total	0.00	0.00	0.00	0.00	0.00
39 - Other Financing Srcs					
Sale of Fixed Assets-Equipment	-1,000.00	-500.00	0.00	-1,825.00	0.00
39 - Other Financing Srcs Total	-1,000.00	-500.00	0.00	-1,825.00	0.00
1480 - Public Safety Tax Fund Total	-10,381,310.41	-10,666,761.62	-40,250,000.00	-11,304,904.42	-32,506,330.00
1490 - Protective Inspection Srvs Fnd					
30 - Est Beg Fnd Bal					
Est Beginning Fund Balance	0.00	0.00	-1,610,132.00	0.00	-1,325,000.00
30 - Est Beg Fnd Bal Total	0.00	0.00	-1,610,132.00	0.00	-1,325,000.00
32 - Licenses and Permits					
Building Permits	-1,051,065.43	-833,247.06	-1,899,328.00	-763,806.78	-1,725,000.00
Trailer Court Licenses	-2,400.00	-2,400.00	-4,800.00	-2,400.00	-4,800.00
32 - Licenses and Permits Total	-1,053,465.43	-835,647.06	-1,904,128.00	-766,206.78	-1,729,800.00
34 - Goods & Services					
Photocopies/Duplicating Svcs	-58.50	-12.95	-78.00	0.00	0.00
Sale Merchandise - Non Taxable	-8,840.00	-5,370.00	-16,100.00	-3,990.00	-8,960.00
Title Elimination Fees	-1,950.00	-2,100.00	-4,100.00	-1,300.00	-2,300.00
34 - Goods & Services Total	-10,848.50	-7,482.95	-20,278.00	-5,290.00	-11,260.00
36 - Misc Rev					
Cash Adjustment over/short	-10.51	0.00	0.00	0.02	0.00
Cashiers Over/Short	0.00	0.00	0.00	0.00	0.00
Miscellaneous Other	-138.30	-82.50	-270.00	-198.50	-285.00
36 - Misc Rev Total	-148.81	-82.50	-270.00	-198.48	-285.00
38 - Other Inc Fund Res					
Refunds	0.00	0.00	0.00	0.00	0.00
38 - Other Inc Fund Res Total	0.00	0.00	0.00	0.00	0.00
39 - Other Financing Srcs					
T/I General Fund	-33,615.00	-33,614.00	-69,688.00	-34,844.00	-10,916.00
39 - Other Financing Srcs Total	-33,615.00	-33,614.00	-69,688.00	-34,844.00	-10,916.00
1490 - Protective Inspection Srvs Fnd Total	-1,098,077.74	-876,826.51	-3,604,496.00	-806,539.26	-3,077,261.00
1500 - Pest Board					
30 - Est Beg Fnd Bal					
Est Beginning Fund Balance	0.00	0.00	-100,000.00	0.00	-100,000.00
30 - Est Beg Fnd Bal Total	0.00	0.00	-100,000.00	0.00	-100,000.00

	2021 Actuals	2022 Actuals	2023-2024 Budget	2023 Actuals	2025-2026 Budget
36 - Misc Rev					
Miscellaneous Other	0.00	-100.00	0.00	-100.00	0.00
Special Assessments - Service	-106,837.60	-107,685.81	-213,675.00	-110,344.10	-220,509.00
36 - Misc Rev Total	-106,837.60	-107,785.81	-213,675.00	-110,444.10	-220,509.00
1500 - Pest Board Total	-106,837.60	-107,785.81	-313,675.00	-110,444.10	-320,509.00
1510 - Work Crew Replacement Fund					
30 - Est Beg Fnd Bal					
Est Beginning Fund Balance	0.00	0.00	-327,500.00	0.00	-266,700.00
30 - Est Beg Fnd Bal Total	0.00	0.00	-327,500.00	0.00	-266,700.00
34 - Goods & Services					
Work Crew Fee/ Vehicle Replcmt	-3,315.00	-3,500.00	-20,025.00	-6,855.00	-14,000.00
34 - Goods & Services Total	-3,315.00	-3,500.00	-20,025.00	-6,855.00	-14,000.00
36 - Misc Rev					
Investment Interest	-3,941.29	-4,461.54	-4,000.00	-7,802.22	-10,300.00
36 - Misc Rev Total	-3,941.29	-4,461.54	-4,000.00	-7,802.22	-10,300.00
39 - Other Financing Srcs					
Sale of Fixed Assets-Equipment	-7,002.00	0.00	0.00	0.00	0.00
39 - Other Financing Srcs Total	-7,002.00	0.00	0.00	0.00	0.00
1510 - Work Crew Replacement Fund Total	-14,258.29	-7,961.54	-351,525.00	-14,657.22	-291,000.00
1520 - State Housing Inmc Transmittl					
30 - Est Beg Fnd Bal					
Est Beginning Fund Balance	0.00	0.00	-1,013,350.00	0.00	-1,308,000.00
30 - Est Beg Fnd Bal Total	0.00	0.00	-1,013,350.00	0.00	-1,308,000.00
34 - Goods & Services					
Record Surcharge -Afford House	-329,233.71	-217,565.01	-660,000.00	-153,728.44	-340,000.00
34 - Goods & Services Total	-329,233.71	-217,565.01	-660,000.00	-153,728.44	-340,000.00
36 - Misc Rev					
Cashiers Over/Short	0.00	0.00	0.00	0.00	0.00
Investment Interest	-10,341.04	-12,387.06	-17,900.00	-24,274.97	-55,000.00
36 - Misc Rev Total	-10,341.04	-12,387.06	-17,900.00	-24,274.97	-55,000.00
1520 - State Housing Inmc Transmittl Total	-339,574.75	-229,952.07	-1,691,250.00	-178,003.41	-1,703,000.00
1530 - Vit Impact					
30 - Est Beg Fnd Bal					
Est Beginning Fund Balance	0.00	0.00	0.00	0.00	0.00
30 - Est Beg Fnd Bal Total	0.00	0.00	0.00	0.00	0.00
31 - Taxes					

	2021 Actuals	2022 Actuals	2023-2024 Budget	2023 Actuals	2025-2026 Budget
Local Retail Sales & Use Tax	0.00	0.00	0.00	0.00	0.00
31 - Taxes Total	0.00	0.00	0.00	0.00	0.00
33 - Intergov Rev					
Interlocal Grant & Entitlement	0.00	0.00	0.00	0.00	0.00
33 - Intergov Rev Total	0.00	0.00	0.00	0.00	0.00
1530 - Vit Impact Total	0.00	0.00	0.00	0.00	0.00
1540 - Homeless Housing And Assistnce					
30 - Est Beg Fnd Bal					
Est Beginning Fund Balance	0.00	0.00	-3,046,097.00	0.00	-1,715,935.00
30 - Est Beg Fnd Bal Total	0.00	0.00	-3,046,097.00	0.00	-1,715,935.00
33 - Intergov Rev					
BFDH COVID Allocation-Cares	-1,313.80	0.00	0.00	0.00	0.00
Isolation and Quart Svs COVID	-45,896.56	-62,020.06	0.00	0.00	0.00
33 - Intergov Rev Total	-47,210.36	-62,020.06	0.00	0.00	0.00
34 - Goods & Services					
Record Surchg - Homeless House	-2,107,830.46	-1,389,526.08	-3,500,000.00	-928,012.00	-1,929,000.00
34 - Goods & Services Total	-2,107,830.46	-1,389,526.08	-3,500,000.00	-928,012.00	-1,929,000.00
36 - Misc Rev					
Cashiers Over/Short	0.00	0.00	0.00	0.00	0.00
Investment Interest	-36,076.40	-42,074.95	-61,000.00	-56,174.05	-119,630.00
36 - Misc Rev Total	-36,076.40	-42,074.95	-61,000.00	-56,174.05	-119,630.00
38 - Other Inc Fund Res					
Refunds	0.00	0.00	0.00	0.00	0.00
38 - Other Inc Fund Res Total	0.00	0.00	0.00	0.00	0.00
1540 - Homeless Housing And Assistnce Total	-2,191,117.22	-1,493,621.09	-6,607,097.00	-984,186.05	-3,764,565.00
1550 - Solid Waste Collection Fund					
30 - Est Beg Fnd Bal					
Est Beginning Fund Balance	0.00	0.00	-1,000,000.00	0.00	-640,000.00
30 - Est Beg Fnd Bal Total	0.00	0.00	-1,000,000.00	0.00	-640,000.00
33 - Intergov Rev					
Coordinated Prevention Grant	-169,169.49	-615,383.33	-650,000.00	-159,449.61	-512,040.00
Interlocal Grant & Entitlement	0.00	0.00	0.00	0.00	-140,897.00
33 - Intergov Rev Total	-169,169.49	-615,383.33	-650,000.00	-159,449.61	-652,937.00
34 - Goods & Services					
Pollution Control & Remed Svs	-292,149.65	-244,511.35	-620,000.00	-276,333.26	-620,000.00
Solid Waste Services	0.00	0.00	-20,000.00	0.00	-20,000.00

	2021 Actuals	2022 Actuals	2023-2024 Budget	2023 Actuals	2025-2026 Budget
34 - Goods & Services Total	-292,149.65	-244,511.35	-640,000.00	-276,333.26	-640,000.00
36 - Misc Rev					
Cashiers Over/Short	0.00	0.00	0.00	0.00	0.00
Intra-fund Rental	-1,610.00	-1,380.00	0.00	0.00	0.00
Miscellaneous Other	0.00	0.00	-10,000.00	0.00	-10,000.00
36 - Misc Rev Total	-1,610.00	-1,380.00	-10,000.00	0.00	-10,000.00
38 - Other Inc Fund Res					
Prior Yrs Corrections	0.00	0.00	0.00	0.00	0.00
38 - Other Inc Fund Res Total	0.00	0.00	0.00	0.00	0.00
1550 - Solid Waste Collection Fund Total	-462,929.14	-861,274.68	-2,300,000.00	-435,782.87	-1,942,937.00
1560 - Trial Court Improvement					
30 - Est Beg Fnd Bal					
Est Beginning Fund Balance	0.00	0.00	-476,700.00	0.00	-537,800.00
30 - Est Beg Fnd Bal Total	0.00	0.00	-476,700.00	0.00	-537,800.00
33 - Intergov Rev					
Judicial Salary Contrib -State	-113,268.00	-113,418.00	-227,000.00	-112,388.00	-227,000.00
33 - Intergov Rev Total	-113,268.00	-113,418.00	-227,000.00	-112,388.00	-227,000.00
34 - Goods & Services					
JST-CLJ - Trial Ct Improvement	-16,160.42	-15,796.44	-35,125.00	-20,076.96	-40,000.00
JST-SC -Trial Court Improvemnt	-22,140.04	-23,870.00	-44,500.00	-25,377.51	-52,470.00
34 - Goods & Services Total	-38,300.46	-39,666.44	-79,625.00	-45,454.47	-92,470.00
36 - Misc Rev					
Cashiers Over/Short	0.00	0.00	0.00	0.00	0.00
36 - Misc Rev Total	0.00	0.00	0.00	0.00	0.00
1560 - Trial Court Improvement Total	-151,568.46	-153,084.44	-783,325.00	-157,842.47	-857,270.00
1570 - Historical Preservation Fund					
30 - Est Beg Fnd Bal					
Est Beginning Fund Balance	0.00	0.00	-146,600.00	0.00	-130,000.00
30 - Est Beg Fnd Bal Total	0.00	0.00	-146,600.00	0.00	-130,000.00
34 - Goods & Services					
Fees -Commissioner Doc Preserv	-59,270.00	-38,897.00	-115,000.00	-26,673.00	-55,000.00
34 - Goods & Services Total	-59,270.00	-38,897.00	-115,000.00	-26,673.00	-55,000.00
1570 - Historical Preservation Fund Total	-59,270.00	-38,897.00	-261,600.00	-26,673.00	-185,000.00
1580 - Domestic Violence Assessmt Fnd					
30 - Est Beg Fnd Bal					
Est Beginning Fund Balance	0.00	0.00	-5,170.00	0.00	-5,893.00

	2021 Actuals	2022 Actuals	2023-2024 Budget	2023 Actuals	2025-2026 Budget
30 - Est Beg Fnd Bal Total	0.00	0.00	-5,170.00	0.00	-5,893.00
35 - Fines & Penalties					
DV Penalty Assessment	-1,396.23	-822.19	-2,400.00	-674.10	-1,563.00
35 - Fines & Penalties Total	-1,396.23	-822.19	-2,400.00	-674.10	-1,563.00
1580 - Domestic Violence Assessmt Fnd Total	-1,396.23	-822.19	-7,570.00	-674.10	-7,456.00
1590 - Affordable & Supportive Housng					
30 - Est Beg Fnd Bal					
Est Beginning Fund Balance	0.00	0.00	-1,638,352.00	0.00	-2,530,322.00
30 - Est Beg Fnd Bal Total	0.00	0.00	-1,638,352.00	0.00	-2,530,322.00
31 - Taxes					
Afford & Support Housing tax	-899,045.60	-620,209.87	-1,275,000.00	-620,391.25	-500,000.00
31 - Taxes Total	-899,045.60	-620,209.87	-1,275,000.00	-620,391.25	-500,000.00
36 - Misc Rev					
Cashiers Over/Short	0.00	0.00	0.00	0.00	0.00
Investment Interest	-6,824.40	-20,189.21	-10,000.00	-47,679.49	-148,000.00
36 - Misc Rev Total	-6,824.40	-20,189.21	-10,000.00	-47,679.49	-148,000.00
1590 - Affordable & Supportive Housng Total	-905,870.00	-640,399.08	-2,923,352.00	-668,070.74	-3,178,322.00
1600 - Behavioral Health					
30 - Est Beg Fnd Bal					
Est Beginning Fund Balance	0.00	0.00	-2,500,000.00	0.00	-13,425,000.00
30 - Est Beg Fnd Bal Total	0.00	0.00	-2,500,000.00	0.00	-13,425,000.00
31 - Taxes					
Chemical Dependency/Mental Hth	0.00	-3,162,549.82	-10,000,000.00	-6,530,372.01	-13,000,000.00
31 - Taxes Total	0.00	-3,162,549.82	-10,000,000.00	-6,530,372.01	-13,000,000.00
33 - Intergov Rev					
AOC Therapeutic Courts	0.00	0.00	0.00	-26,710.54	0.00
33 - Intergov Rev Total	0.00	0.00	0.00	-26,710.54	0.00
36 - Misc Rev					
Cashiers Over/Short	0.00	0.00	0.00	0.00	0.00
Investment Interest	0.00	-2,977.37	-10,000.00	-119,479.86	-160,000.00
Opioid Settlement	0.00	0.00	0.00	-359,793.44	-700,000.00
36 - Misc Rev Total	0.00	-2,977.37	-10,000.00	-479,273.30	-860,000.00
1600 - Behavioral Health Total	0.00	-3,165,527.19	-12,510,000.00	-7,036,355.85	-27,285,000.00
2700 - Crid # 11 & 12 (03 Debt Svcs)					
30 - Est Beg Fnd Bal					
Est Beginning Fund Balance	0.00	0.00	-90,000.00	0.00	-100,000.00

	2021 Actuals	2022 Actuals	2023-2024 Budget	2023 Actuals	2025-2026 Budget
30 - Est Beg Fnd Bal Total	0.00	0.00	-90,000.00	0.00	-100,000.00
35 - Fines & Penalties					
CRID Penalties	-117.47	-79.11	-50.00	-42.19	-50.00
35 - Fines & Penalties Total	-117.47	-79.11	-50.00	-42.19	-50.00
36 - Misc Rev					
CRID Interest (Assessment)	-1,103.29	-741.46	-1,600.00	-263.02	-200.00
Investment Interest	-1,090.57	-1,334.96	-1,600.00	-2,278.48	-3,500.00
Special Assessments - Service	-7,010.50	-6,310.66	-9,000.00	-4,830.98	-2,000.00
36 - Misc Rev Total	-9,204.36	-8,387.08	-12,200.00	-7,372.48	-5,700.00
2700 - Crid # 11 & 12 (03 Debt Svcs) Total	-9,321.83	-8,466.19	-102,250.00	-7,414.67	-105,750.00
2710 - Crid #15 Cottonwood Sprngs-Dbt					
30 - Est Beg Fnd Bal					
Est Beginning Fund Balance	0.00	0.00	-187,000.00	0.00	-225,000.00
30 - Est Beg Fnd Bal Total	0.00	0.00	-187,000.00	0.00	-225,000.00
35 - Fines & Penalties					
CRID Penalties	-1,292.32	-281.33	-500.00	-300.20	-200.00
35 - Fines & Penalties Total	-1,292.32	-281.33	-500.00	-300.20	-200.00
36 - Misc Rev					
CRID Interest (Assessment)	-3,585.27	-3,246.23	-6,000.00	-1,046.65	-1,500.00
Investment Interest	-1,862.95	-2,936.47	-2,750.00	-5,102.05	-4,000.00
Miscellaneous Other	0.00	0.00	0.00	0.00	0.00
Special Assessments - Service	-14,073.83	-19,974.04	-25,000.00	-5,217.52	-5,500.00
36 - Misc Rev Total	-19,522.05	-26,156.74	-33,750.00	-11,366.22	-11,000.00
2710 - Crid #15 Cottonwood Sprngs-Dbt Total	-20,814.37	-26,438.07	-221,250.00	-11,666.42	-236,200.00
2720 - Crid #16 Spirit Lane-Dbt					
30 - Est Beg Fnd Bal					
Est Beginning Fund Balance	0.00	0.00	-40,000.00	0.00	-45,000.00
30 - Est Beg Fnd Bal Total	0.00	0.00	-40,000.00	0.00	-45,000.00
35 - Fines & Penalties					
CRID Penalties	0.00	0.00	0.00	0.00	0.00
35 - Fines & Penalties Total	0.00	0.00	0.00	0.00	0.00
36 - Misc Rev					
CRID Interest (Assessment)	-237.02	-189.57	-250.00	-142.12	0.00
Investment Interest	-450.53	-589.38	-500.00	-976.30	-1,000.00
Special Assessments - Service	-854.67	-854.67	-1,000.00	-854.66	0.00
36 - Misc Rev Total	-1,542.22	-1,633.62	-1,750.00	-1,973.08	-1,000.00

	2021 Actuals	2022 Actuals	2023-2024 Budget	2023 Actuals	2025-2026 Budget
2720 - Crid #16 Spirit Lane-Dbt Total	-1,542.22	-1,633.62	-41,750.00	-1,973.08	-46,000.00
2730 - Crid #21 Antinori Rd Extension					
30 - Est Beg Fnd Bal					
Est Beginning Fund Balance	0.00	0.00	-11,366.00	0.00	-8,200.00
30 - Est Beg Fnd Bal Total	0.00	0.00	-11,366.00	0.00	-8,200.00
35 - Fines & Penalties					
CRID Penalties	-421.95	-930.41	-500.00	-1,436.45	-650.00
35 - Fines & Penalties Total	-421.95	-930.41	-500.00	-1,436.45	-650.00
36 - Misc Rev					
CRID Interest (Assessment)	-22,379.73	-18,267.93	-40,000.00	-22,775.69	-30,000.00
Investment Interest	-215.83	-159.37	-200.00	-522.59	-850.00
Special Assessments - Service	-50,403.50	-41,876.64	-100,000.00	-65,812.98	-84,000.00
36 - Misc Rev Total	-72,999.06	-60,303.94	-140,200.00	-89,111.26	-114,850.00
2730 - Crid #21 Antinori Rd Extension Total	-73,421.01	-61,234.35	-152,066.00	-90,547.71	-123,700.00
2790 - Crid Guaranty Fund					
30 - Est Beg Fnd Bal					
Est Beginning Fund Balance	0.00	0.00	-73,000.00	0.00	-77,500.00
30 - Est Beg Fnd Bal Total	0.00	0.00	-73,000.00	0.00	-77,500.00
36 - Misc Rev					
Investment Interest	0.00	-2,002.01	-1,000.00	-1,845.16	-2,000.00
36 - Misc Rev Total	0.00	-2,002.01	-1,000.00	-1,845.16	-2,000.00
2790 - Crid Guaranty Fund Total	0.00	-2,002.01	-74,000.00	-1,845.16	-79,500.00
2980 - Health Building Bond					
30 - Est Beg Fnd Bal					
Est Beginning Fund Balance	0.00	0.00	-21,000.00	0.00	-78,600.00
30 - Est Beg Fnd Bal Total	0.00	0.00	-21,000.00	0.00	-78,600.00
36 - Misc Rev					
Cashiers Over/Short	0.00	0.00	0.00	0.00	0.00
Intra-fund Rental	-50,000.04	-45,833.37	-100,000.00	-50,000.04	-100,000.00
Miscellaneous Other	-15,917.92	0.00	0.00	0.00	0.00
Space & Facility Rental LTerm	-266,198.04	-266,198.04	-532,400.00	0.00	-532,400.00
36 - Misc Rev Total	-332,116.00	-312,031.41	-632,400.00	-50,000.04	-632,400.00
39 - Other Financing Srcs					
Premium on Bonds Issued	-544,216.50	0.00	0.00	0.00	0.00
Refunding LT Debt Proceeds	-3,885,000.00	0.00	0.00	0.00	0.00
Transfer in - REET	-160,151.00	-159,697.00	-233,850.00	-116,925.00	-236,000.00

	2021 Actuals	2022 Actuals	2023-2024 Budget	2023 Actuals	2025-2026 Budget
39 - Other Financing Srcs Total	-4,589,367.50	-159,697.00	-233,850.00	-116,925.00	-236,000.00
2980 - Health Building Bond Total	-4,921,483.50	-471,728.41	-887,250.00	-166,925.04	-947,000.00
2990 - Justice Center Bond Fund					
30 - Est Beg Fnd Bal					
Est Beginning Fund Balance	0.00	0.00	-134,500.00	0.00	-134,500.00
30 - Est Beg Fnd Bal Total	0.00	0.00	-134,500.00	0.00	-134,500.00
39 - Other Financing Srcs					
Premium on Bonds Issued	0.00	0.00	0.00	0.00	0.00
39 - Other Financing Srcs Total	0.00	0.00	0.00	0.00	0.00
2990 - Justice Center Bond Fund Total	0.00	0.00	-134,500.00	0.00	-134,500.00
3030 - Detox Center Construction					
30 - Est Beg Fnd Bal					
Est Beginning Fund Balance	0.00	0.00	0.00	0.00	0.00
30 - Est Beg Fnd Bal Total	0.00	0.00	0.00	0.00	0.00
36 - Misc Rev					
Investment Interest	0.00	0.00	0.00	0.00	0.00
36 - Misc Rev Total	0.00	0.00	0.00	0.00	0.00
3030 - Detox Center Construction Total	0.00	0.00	0.00	0.00	0.00
3050 - Capital Projects					
30 - Est Beg Fnd Bal					
Est Beginning Fund Balance	0.00	0.00	-29,700,000.00	0.00	-25,000,000.00
30 - Est Beg Fnd Bal Total	0.00	0.00	-29,700,000.00	0.00	-25,000,000.00
33 - Intergov Rev					
Franklin Co Other	0.00	0.00	0.00	0.00	0.00
LE & CJ Leg One Time Cost	-808,428.00	0.00	0.00	0.00	0.00
OSoS Information Security Gran	0.00	0.00	0.00	-79,970.09	0.00
PILT Department of Energy	-381,937.19	-337,816.67	-760,000.00	-364,083.95	-730,000.00
Three Rivers BHF Appropriation	0.00	-1,498,650.00	0.00	0.00	0.00
WA DAHP Grant	-30,994.00	0.00	0.00	0.00	0.00
33 - Intergov Rev Total	-1,221,359.19	-1,836,466.67	-760,000.00	-444,054.04	-730,000.00
34 - Goods & Services					
Low Level Waste Storage	-50,551.38	-53,363.40	-90,000.00	-19,824.12	-45,000.00
Project Management Services	0.00	0.00	0.00	0.00	0.00
34 - Goods & Services Total	-50,551.38	-53,363.40	-90,000.00	-19,824.12	-45,000.00
36 - Misc Rev					
Cashiers Over/Short	0.00	0.00	0.00	0.00	0.00

	2021 Actuals	2022 Actuals	2023-2024 Budget	2023 Actuals	2025-2026 Budget
Interest - ERR Loan	0.00	0.00	0.00	0.00	0.00
Intra-fund Rental	-15,000.00	-13,750.00	-30,000.00	-15,000.00	-30,000.00
Investment Interest	0.00	0.00	0.00	0.00	0.00
Judgments & Settlements	-75,044.04	0.00	0.00	0.00	0.00
Lease Revenue	0.00	-16,589.18	0.00	-23,904.24	0.00
Miscellaneous Other	-105.00	-6.52	0.00	0.00	0.00
Other Interest Income	0.00	-642.64	0.00	-365.98	0.00
Rent - Detox Bldg Pasco	0.00	0.00	0.00	0.00	0.00
Space & Facility Rental LTerm	-9,750.00	0.00	-36,000.00	0.00	-36,000.00
36 - Misc Rev Total	-99,899.04	-30,988.34	-66,000.00	-39,270.22	-66,000.00
37 - Proprietary Fnds Rev					
Capital Contribution DSHS DCYF	0.00	0.00	0.00	0.00	0.00
37 - Proprietary Fnds Rev Total	0.00	0.00	0.00	0.00	0.00
38 - Other Inc Fund Res					
Loan Repayment -ER&R	0.00	0.00	0.00	0.00	0.00
Refunds	0.00	0.00	0.00	0.00	0.00
Sales Tax Collected	0.00	0.00	0.00	0.00	0.00
38 - Other Inc Fund Res Total	0.00	0.00	0.00	0.00	0.00
39 - Other Financing Srcs					
Comp Loss/Impairment Capital	0.00	-25,000.00	0.00	0.00	0.00
Insurance Recoveries for GAAP	0.00	0.00	0.00	0.00	0.00
Operating Transfer In - VIT	0.00	0.00	0.00	0.00	0.00
Sale of Fixed Assets	0.00	-9,125.00	0.00	0.00	0.00
Sale of Fixed Assets-Equipment	-2,000.00	0.00	0.00	-3,500.00	0.00
T/I - Central Svs Replacement	-510,408.00	0.00	0.00	0.00	0.00
T/I Detox Center Construction	0.00	0.00	0.00	0.00	0.00
T/I General Fund	-16,313,700.00	-53,467.00	0.00	-10,000,000.00	0.00
T/I Rural County Capital	0.00	0.00	0.00	0.00	0.00
Transfer In - CRIM	0.00	0.00	0.00	0.00	-2,000,000.00
Transfer In - Park Development	0.00	0.00	0.00	0.00	0.00
39 - Other Financing Srcs Total	-16,826,108.00	-87,592.00	0.00	-10,003,500.00	-2,000,000.00
3050 - Capital Projects Total	-18,197,917.61	-2,008,410.41	-30,616,000.00	-10,506,648.38	-27,841,000.00
3730 - Crid # 21 Construction Fund					
39 - Other Financing Srcs					
T/I General Fund	0.00	0.00	0.00	0.00	0.00
39 - Other Financing Srcs Total	0.00	0.00	0.00	0.00	0.00

	2021 Actuals	2022 Actuals	2023-2024 Budget	2023 Actuals	2025-2026 Budget
3730 - Crid # 21 Construction Fund Total	0.00	0.00	0.00	0.00	0.00
5010 - Equipment Rental & Revolving					
30 - Est Beg Fnd Bal					
Est Beginning Fund Balance	0.00	0.00	-5,600,000.00	0.00	-8,500,000.00
30 - Est Beg Fnd Bal Total	0.00	0.00	-5,600,000.00	0.00	-8,500,000.00
34 - Goods & Services					
Equipment Rental	0.00	0.00	0.00	0.00	0.00
ER & R Services	0.00	0.00	0.00	0.00	0.00
External Sales - Road Material	0.00	0.00	-50.00	0.00	-50.00
External Sales of Parts	-13.28	0.00	-1,000.00	-4,295.56	-1,000.00
External Vehicle Repairs	-360.00	0.00	-1,000.00	-3,380.00	-1,000.00
Internal Equipment Rental	-2,099,424.00	-2,367,504.00	-5,000,000.00	-2,135,976.00	-5,504,000.00
Internal Sales - Road Material	-80,014.28	-123,614.53	-1,000,000.00	-58,132.77	-1,000,000.00
Internal Sales of Fuel	-5,149.45	-4,549.70	-100.00	-6,497.33	-897,552.00
Internal Sales of Parts	-574.65	-62,528.83	-795,826.00	-41,502.38	-40,000.00
Internal Sales of Signs	0.00	0.00	0.00	0.00	0.00
Internal Sales -Vehicle Repair	-278,367.33	-337,452.69	-395,826.00	-567,393.12	-1,143,330.00
Internal Vehicle Rental	-376,308.00	-448,740.00	-1,335,408.00	-641,688.12	-2,043,500.00
Other Internal Service Charges	-14,606.03	-33,459.67	-40,000.00	-15,258.23	-40,000.00
34 - Goods & Services Total	-2,854,817.02	-3,377,849.42	-8,569,210.00	-3,474,123.51	-10,670,432.00
36 - Misc Rev					
Cashiers Over/Short	0.00	0.00	0.00	0.00	0.00
Investment Interest	-52,361.78	-81,253.22	-120,000.00	-153,869.58	-200,000.00
Lease Revenue	0.00	-245.31	0.00	0.00	-1,000.00
Miscellaneous Revenue	-4,270.15	-2,282.68	-2,000.00	-12,468.14	-2,000.00
Other Interest Income	0.00	-405.67	0.00	405.67	0.00
Sale of Scrap & Junk	-1,206.30	-655.52	-2,000.00	0.00	-2,000.00
Space & Facility Rental LTerm	-500.00	-40,800.00	-88,840.00	-43,594.69	-90,000.00
36 - Misc Rev Total	-58,338.23	-125,642.40	-212,840.00	-209,526.74	-295,000.00
37 - Proprietary Fnds Rev					
Capital Contributions	0.00	-728,653.05	0.00	-1,427,576.93	0.00
Gain/Loss on Disp of Cap Asset	-69,141.82	-234,493.21	0.00	-47,328.00	0.00
Insurance Recoveries	-593.03	0.00	0.00	0.00	0.00
37 - Proprietary Fnds Rev Total	-69,734.85	-963,146.26	0.00	-1,474,904.93	0.00
38 - Other Inc Fund Res					
Refunds	0.00	0.00	0.00	0.00	0.00

	2021 Actuals	2022 Actuals	2023-2024 Budget	2023 Actuals	2025-2026 Budget
Sales Tax Collected	-285.18	0.00	0.00	0.00	0.00
38 - Other Inc Fund Res Total	-285.18	0.00	0.00	0.00	0.00
39 - Other Financing Srcs					
Sale of Fixed Assets	0.00	128,700.67	0.00	0.00	0.00
T/I County Road fund	0.00	0.00	0.00	0.00	0.00
T/I from Capital Project fund	0.00	0.00	0.00	0.00	0.00
39 - Other Financing Srcs Total	0.00	128,700.67	0.00	0.00	0.00
5010 - Equipment Rental & Revolving Total	-2,983,175.28	-4,337,937.41	-14,382,050.00	-5,158,555.18	-19,465,432.00
5020 - Central Services					
30 - Est Beg Fnd Bal					
Est Beginning Fund Balance	0.00	0.00	-1,531,000.00	0.00	-1,726,500.00
30 - Est Beg Fnd Bal Total	0.00	0.00	-1,531,000.00	0.00	-1,726,500.00
34 - Goods & Services					
Info Systems - All	-3,858,288.00	-3,904,542.23	-10,302,367.00	-5,080,887.03	-11,268,215.00
Info Systems - Fairgrounds	-250.11	0.00	0.00	0.00	0.00
IT Services - Franklin Co	0.00	0.00	0.00	0.00	0.00
Purchasing Assessments	0.00	0.00	0.00	0.00	-727,093.00
Sale Merchandise - Non Taxable	-220.00	-137.50	0.00	0.00	0.00
34 - Goods & Services Total	-3,858,758.11	-3,904,679.73	-10,302,367.00	-5,080,887.03	-11,995,308.00
36 - Misc Rev					
Cashiers Over/Short	0.00	0.00	0.00	0.00	0.00
Miscellaneous Other	-16,795.52	-19,621.74	-9,000.00	-24,179.52	-10,000.00
36 - Misc Rev Total	-16,795.52	-19,621.74	-9,000.00	-24,179.52	-10,000.00
37 - Proprietary Fnds Rev					
Gain/Loss on Disp of Cap Asset	-827.50	0.00	0.00	0.00	0.00
37 - Proprietary Fnds Rev Total	-827.50	0.00	0.00	0.00	0.00
38 - Other Inc Fund Res					
Refunds	0.00	0.00	0.00	0.00	0.00
38 - Other Inc Fund Res Total	0.00	0.00	0.00	0.00	0.00
5020 - Central Services Total	-3,876,381.13	-3,924,301.47	-11,842,367.00	-5,105,066.55	-13,731,808.00
5030 - Workmens Compensation					
30 - Est Beg Fnd Bal					
Est Beginning Fund Balance	0.00	0.00	-3,700,000.00	0.00	-3,100,000.00
30 - Est Beg Fnd Bal Total	0.00	0.00	-3,700,000.00	0.00	-3,100,000.00
34 - Goods & Services					
Employee Benefit Program Svcs	-1,487,458.91	-1,502,316.93	-3,031,212.00	-1,607,372.52	-3,522,510.00

	2021 Actuals	2022 Actuals	2023-2024 Budget	2023 Actuals	2025-2026 Budget
34 - Goods & Services Total	-1,487,458.91	-1,502,316.93	-3,031,212.00	-1,607,372.52	-3,522,510.00
36 - Misc Rev					
Investment Interest	-34,012.72	-52,458.27	-57,000.00	-90,182.82	-100,000.00
Judgments & Settlement - Other	-11,068.52	0.00	0.00	0.00	0.00
Miscellaneous Other	0.00	0.00	0.00	0.00	0.00
36 - Misc Rev Total	-45,081.24	-52,458.27	-57,000.00	-90,182.82	-100,000.00
37 - Proprietary Fnds Rev					
Insurance Recoveries	0.00	0.00	0.00	0.00	0.00
37 - Proprietary Fnds Rev Total	0.00	0.00	0.00	0.00	0.00
38 - Other Inc Fund Res					
Refunds	0.00	0.00	0.00	0.00	0.00
38 - Other Inc Fund Res Total	0.00	0.00	0.00	0.00	0.00
5030 - Workmens Compensation Total	-1,532,540.15	-1,554,775.20	-6,788,212.00	-1,697,555.34	-6,722,510.00
5040 - Insurance Management					
30 - Est Beg Fnd Bal					
Est Beginning Fund Balance	0.00	0.00	-3,000,000.00	0.00	-4,100,000.00
30 - Est Beg Fnd Bal Total	0.00	0.00	-3,000,000.00	0.00	-4,100,000.00
34 - Goods & Services					
Building Security Services	0.00	0.00	0.00	-636.37	0.00
Employee Benefit Program Svcs	-2,325,574.50	-2,325,574.50	-6,500,000.00	-3,249,705.92	-10,593,147.00
Risk Management Services	-190,000.00	-191,640.88	-380,000.00	-190,000.00	-380,000.00
34 - Goods & Services Total	-2,515,574.50	-2,517,215.38	-6,880,000.00	-3,440,342.29	-10,973,147.00
36 - Misc Rev					
Cashiers Over/Short	0.00	0.00	0.00	0.00	0.00
Investment Interest	-37,698.39	-59,998.08	-62,000.00	-93,506.32	-125,000.00
Judgments & Settlement - Other	-550.00	-57.13	0.00	-0.95	0.00
Miscellaneous Other	-7,046.69	-392.00	0.00	-595.82	0.00
36 - Misc Rev Total	-45,295.08	-60,447.21	-62,000.00	-94,103.09	-125,000.00
37 - Proprietary Fnds Rev					
Insurance Recoveries	-25,000.00	-1,098.00	0.00	0.00	0.00
37 - Proprietary Fnds Rev Total	-25,000.00	-1,098.00	0.00	0.00	0.00
38 - Other Inc Fund Res					
Refunds	0.00	0.00	0.00	0.00	0.00
38 - Other Inc Fund Res Total	0.00	0.00	0.00	0.00	0.00
5040 - Insurance Management Total	-2,585,869.58	-2,578,760.59	-9,942,000.00	-3,534,445.38	-15,198,147.00
5050 - Accumulated Leave					

	2021 Actuals	2022 Actuals	2023-2024 Budget	2023 Actuals	2025-2026 Budget
30 - Est Beg Fnd Bal					
Est Beginning Fund Balance	0.00	0.00	-1,664,000.00	0.00	-1,766,000.00
30 - Est Beg Fnd Bal Total	0.00	0.00	-1,664,000.00	0.00	-1,766,000.00
34 - Goods & Services					
Employee Benefit Program Svcs	-744,244.50	-746,266.50	-1,539,736.00	-842,167.88	-1,882,994.00
34 - Goods & Services Total	-744,244.50	-746,266.50	-1,539,736.00	-842,167.88	-1,882,994.00
5050 - Accumulated Leave Total	-744,244.50	-746,266.50	-3,203,736.00	-842,167.88	-3,648,994.00
Grand Total	-197,568,318.67	-171,677,991.43	-544,898,561.00	-182,060,448.30	-594,207,549.00



Expenditures



BENTON COUNTY
2025-2026 FINAL EXPENDITURE BUDGET

	2021 Actuals	2022 Actuals	2023-2024 Budget	2023 Actuals	2025-2026 Requested	2025-2026 Final Budget	
0010 - General Fund							194,352,318.00
101 - Assessor							5,850,179.00
GF011424 - GF Tax Assessment Services							
0010.51.101.5142400.0000.51101.							
Assessor	114,648.00	117,227.04	241,536.00	119,571.96	252,222.00	252,222.00	
0010.51.101.5142400.0000.51102.							
Administrative Assistant	50,780.00	45,517.97	126,642.00	59,236.28	144,334.00	144,334.00	
0010.51.101.5142400.0000.51104.							
Office Assistant II	40,133.10	55,346.00	124,724.00	63,296.00	113,844.00	113,844.00	
0010.51.101.5142400.0000.51105.							
Residential Appraiser II	48,651.00	51,858.00	109,224.00	40,935.85	108,948.00	108,948.00	
0010.51.101.5142400.0000.51106.							
Residential Appraiser II	47,412.00	3,289.32	98,511.00	0.00	0.00	0.00	
0010.51.101.5142400.0000.51107.							
Farm Appraiser	61,389.64	64,128.00	128,256.00	77,784.00	160,224.00	160,224.00	
0010.51.101.5142400.0000.51109.							
Commercial Appraiser	49,133.36	54,152.00	114,056.00	64,744.00	145,376.00	145,376.00	
0010.51.101.5142400.0000.51110.							
Office Assistant I	36,890.49	33,610.41	92,848.00	35,265.41	102,399.00	102,399.00	
0010.51.101.5142400.0000.51111.							
Office Assistant I	29,443.46	33,691.89	94,188.00	46,212.00	105,981.00	105,981.00	
0010.51.101.5142400.0000.51112.							
Chief Deputy Assessor	97,450.80	99,642.96	205,305.00	101,636.16	214,392.00	214,392.00	
0010.51.101.5142400.0000.51114.							
Office Assistant II	49,476.00	54,096.00	125,436.00	50,403.75	115,172.00	115,172.00	
0010.51.101.5142400.0000.51115.							
Office Assistant II	43,860.00	44,315.65	102,081.00	49,989.60	115,836.00	115,836.00	
0010.51.101.5142400.0000.51117.							
Residential Appraiser	31,719.35	43,983.15	91,176.00	46,205.37	118,932.00	118,932.00	
0010.51.101.5142400.0000.51118.							
Commercial Appraiser	65,364.00	67,320.00	134,640.00	77,784.00	160,224.00	160,224.00	
0010.51.101.5142400.0000.51119.							
Residential Appraiser II	52,427.00	55,873.00	117,682.00	66,816.00	145,300.00	145,300.00	
0010.51.101.5142400.0000.51120.							
Commercial Appraiser	28,016.21	0.00	108,630.00	0.00	0.00	0.00	
0010.51.101.5142400.0000.51121.							
Residential Appraiser	48,228.00	51,408.00	108,276.00	61,476.00	138,024.00	138,024.00	
0010.51.101.5142400.0000.51124.							
Office Assistant I	19,618.15	32,431.07	93,384.00	47,250.00	100,944.00	100,944.00	

	2021 Actuals	2022 Actuals	2023-2024 Budget	2023 Actuals	2025-2026 Requested	2025-2026 Final Budget
0010.51.101.5142400.0000.51126. Commercial Appraiser	65,364.00	66,539.91	134,640.00	72,231.16	130,730.00	130,730.00
0010.51.101.5142400.0000.51127. Residential Appraiser	42,260.04	46,407.00	94,095.00	55,938.00	125,577.00	125,577.00
0010.51.101.5142400.0000.51129. Office Assistant I	37,760.00	24,997.68	94,992.00	43,799.36	104,476.00	104,476.00
0010.51.101.5142400.0000.51175. Temporary Help	0.00	0.00	4,000.00	0.00	4,000.00	4,000.00
0010.51.101.5142400.0000.51574. Residential Appraiser Supervsr	72,168.00	76,931.00	159,471.00	66,785.75	150,013.00	150,013.00
0010.51.101.5142400.0000.51581. Commerical Appraiser Supervisr	77,520.00	79,848.00	159,696.00	82,248.00	169,440.00	169,440.00
0010.51.101.5142400.0000.51582. Agricultural Appraiser Suprvr	68,348.00	72,864.00	153,460.00	77,672.00	169,440.00	169,440.00
0010.51.101.5142400.0000.51781. Chief Appraiser	0.00	0.00	0.00	83,779.80	192,273.00	192,273.00
0010.51.101.5142400.0000.52102. Social Security (FICA)	97,511.72	96,193.49	230,797.00	113,199.72	251,540.00	251,540.00
0010.51.101.5142400.0000.52103. Medical Insurance	328,562.20	310,001.19	688,090.00	331,416.62	696,572.00	696,572.00
0010.51.101.5142400.0000.52104. Retirement	148,943.88	131,314.64	309,237.00	148,082.00	313,356.00	313,356.00
0010.51.101.5142400.0000.52119. Paid Family Leave Act	1,888.89	2,111.83	6,638.00	3,241.26	7,172.00	7,172.00
0010.51.101.5142400.0000.52121. Voluntary Early Retiremnt Pgrm	16,000.00	0.00	0.00	0.00	0.00	0.00
0010.51.101.5142400.0000.53101. Supplies	1,261.79	2,546.40	13,500.00	1,255.78	13,500.00	6,000.00
0010.51.101.5142400.0000.53111. Publications	0.00	0.00	2,386.00	97.82	2,500.00	2,886.00
0010.51.101.5142400.0000.53201. Vehicle Fuel	4,538.54	5,434.55	14,114.00	5,742.83	14,500.00	0.00
0010.51.101.5142400.0000.53501. Minor Equipment & Small Tools	170.62	553.90	0.00	978.32	500.00	500.00
0010.51.101.5142400.0000.53503. Computer Software	2,689.00	844.00	0.00	881.55	1,000.00	1,000.00
0010.51.101.5142400.0000.54102. Contract Services	10,852.85	10,000.74	2,500.00	13,175.13	35,000.00	13,636.00
0010.51.101.5142400.0000.54103. Professional Services	5,932.49	5,369.00	3,000.00	6,387.99	12,000.00	12,000.00
0010.51.101.5142400.0000.54201. Postage	26,134.77	29,992.80	80,000.00	33,812.86	65,000.00	65,000.00

	2021 Actuals	2022 Actuals	2023-2024 Budget	2023 Actuals	2025-2026 Requested	2025-2026 Final Budget
0010.51.101.5142400.0000.54301. Travel	5,101.21	7,542.11	12,500.00	11,289.84	13,000.00	13,000.00
0010.51.101.5142400.0000.54315. Meals	0.00	1,546.40	0.00	3,419.95	5,000.00	5,000.00
0010.51.101.5142400.0000.54503. Rentals-Office Equipment	1,702.67	1,505.13	11,000.00	5.42	0.00	0.00
0010.51.101.5142400.0000.54802. Repair/Maintenance-Vehicle	0.00	0.00	500.00	0.00	600.00	600.00
0010.51.101.5142400.0000.54805. Service/Maintenance Agreements	0.00	0.00	0.00	0.00	1,000.00	1,000.00
0010.51.101.5142400.0000.54901. Association Dues	375.00	680.00	2,000.00	610.00	2,200.00	2,200.00
0010.51.101.5142400.0000.54905. Training	2,329.95	2,924.84	11,028.00	5,676.91	12,000.00	12,000.00
0010.51.101.5142400.0000.54906. Print/Bindery	1,587.57	1,403.65	4,166.00	1,224.35	4,500.00	4,500.00
0010.51.101.5142400.0000.54907. Other Misc Rentals/Fees	1,358.21	409.99	0.00	1,204.80	2,400.00	2,400.00
0010.51.101.5142400.0000.93201. Fuel Assessment	0.00	0.00	0.00	0.00	0.00	11,680.00
0010.51.101.5142400.0000.93581. IT Computer Repl Assessment	30,148.00	30,151.00	22,287.00	11,143.56	48,804.00	48,804.00
0010.51.101.5142400.0000.94191. IT Administration Assessments	360,320.00	360,321.00	662,628.00	331,314.00	714,679.00	714,679.00
0010.51.101.5142400.0000.94198. Road Fund Services	0.00	0.00	0.00	0.00	0.00	0.00
0010.51.101.5142400.0000.94503. IT Supplemental Assessment	0.00	447.23	0.00	0.00	0.00	0.00
0010.51.101.5142400.0000.94591. E R & R Replacement Assessment	13,092.00	15,824.00	26,448.00	13,416.00	31,524.00	31,524.00
0010.51.101.5142400.0000.94696. Workers Comp Assessments	54,718.00	54,718.00	133,761.00	66,880.56	126,108.00	126,108.00
0010.51.101.5142400.0000.94697. Insurance Mgmt Assessments	27,004.50	27,004.50	85,702.00	42,851.04	141,179.00	141,179.00
0010.51.101.5142400.0000.94699. Accumulated Leave Assessments	24,636.00	24,636.00	52,797.00	26,398.56	57,542.00	57,542.00
0010.51.101.5142400.0000.94894. E R & R Vehicle Maintenance	4,000.00	4,000.00	13,896.00	6,948.00	20,200.00	20,200.00
GF019414 - GF Tax Assessment Services						
0010.94.101.5941400.0000.56430. Capital Software	0.00	0.00	0.00	0.00	0.00	0.00

	2021 Actuals	2022 Actuals	2023-2024 Budget	2023 Actuals	2025-2026 Requested	2025-2026 Final Budget
GF021428 - GF Accounting Services						
0010.51.102.5142800.0000.51151.						
Auditor	28,661.97	29,306.76	60,384.00	29,892.99	63,056.00	63,056.00
0010.51.102.5142800.0000.51152.						
Accounting Assistant IV	47,153.44	52,083.00	121,932.00	61,702.00	142,014.00	142,014.00
0010.51.102.5142800.0000.51153.						
Accting Svcs Mgr/Chief Acct	109,080.00	112,380.00	224,760.00	109,462.42	230,442.00	230,442.00
0010.51.102.5142800.0000.51155.						
Accounting Assistant IV	48,360.00	52,455.58	125,472.00	50,717.08	132,576.00	132,576.00
0010.51.102.5142800.0000.51157.						
Accounting Assistant II	35,627.54	43,303.00	105,041.00	17,660.00	0.00	0.00
0010.51.102.5142800.0000.51163.						
Chief Deputy Auditor	0.00	0.00	0.00	0.00	53,598.00	53,598.00
0010.51.102.5142800.0000.51173.						
Payroll Operations Supervisor	64,944.24	76,380.00	166,320.00	87,618.00	199,044.00	199,044.00
0010.51.102.5142800.0000.51313.						
Administrative Assistant	0.00	0.00	0.00	0.00	27,180.00	27,180.00
0010.51.102.5142800.0000.51744.						
Chief Accountant	77,340.00	88,444.00	188,696.00	89,834.35	187,956.00	187,956.00
0010.51.102.5142800.0000.51800.						
Budget and Finance Analyst	0.00	0.00	0.00	40,641.22	162,348.00	162,348.00
0010.51.102.5142800.0000.51905.						
Temporary Help	0.00	0.00	0.00	0.00	0.00	0.00
0010.51.102.5142800.0000.51925.						
Overtime	161.15	102.64	400.00	134.82	400.00	400.00
0010.51.102.5142800.0000.51948.						
Accounting Assistant IV	0.00	0.00	0.00	0.00	127,725.00	127,725.00
0010.51.102.5142800.0000.52102.						
Social Security (FICA)	31,107.48	34,307.29	75,965.00	36,947.92	101,464.00	101,464.00
0010.51.102.5142800.0000.52103.						
Medical Insurance	96,195.15	96,870.50	191,340.00	98,723.45	241,485.00	241,485.00
0010.51.102.5142800.0000.52104.						
Retirement	47,733.12	46,804.12	101,783.00	48,389.05	126,400.00	126,400.00
0010.51.102.5142800.0000.52119.						
Paid Family Leave Act	603.23	744.30	2,185.00	1,058.35	2,890.00	2,890.00
0010.51.102.5142800.0000.53101.						
Supplies	1,933.92	5,031.33	6,030.00	3,468.34	8,030.00	8,030.00
0010.51.102.5142800.0000.53201.						
Vehicle Fuel	283.91	260.41	1,057.00	322.40	1,057.00	0.00
0010.51.102.5142800.0000.53501.						
Minor Equipment & Small Tools	0.00	5,021.61	0.00	0.00	1,000.00	1,000.00
0010.51.102.5142800.0000.53508.						

	2021 Actuals	2022 Actuals	2023-2024 Budget	2023 Actuals	2025-2026 Requested	2025-2026 Final Budget
Computer Replacement 0010.51.102.5142800.0000.54103.	2,509.88	0.00	0.00	0.00	0.00	0.00
Professional Services 0010.51.102.5142800.0000.54201.	2,078.86	853.21	3,958.00	855.76	3,958.00	3,958.00
Postage 0010.51.102.5142800.0000.54301.	4,220.50	8,917.37	15,883.00	8,645.01	18,883.00	18,883.00
Travel 0010.51.102.5142800.0000.54315.	794.06	6,047.31	9,475.00	6,914.92	14,475.00	14,475.00
Meals 0010.51.102.5142800.0000.54400.	368.85	542.94	0.00	1,035.93	3,000.00	3,000.00
Taxes & Operating Assessments 0010.51.102.5142800.0000.54503.	0.00	0.00	0.00	0.00	0.00	0.00
Rentals-Office Equipment 0010.51.102.5142800.0000.54801.	1,994.82	584.55	3,234.00	247.96	2,956.00	2,956.00
Repair/Maintenance-Office 0010.51.102.5142800.0000.54901.	0.00	0.00	428.00	0.00	428.00	428.00
Association Dues 0010.51.102.5142800.0000.54905.	2,210.26	1,383.00	3,200.00	3,717.63	7,200.00	7,200.00
Training 0010.51.102.5142800.0000.54907.	6,723.93	3,684.60	7,000.00	1,662.70	7,000.00	7,000.00
Other Misc Rentals/Fees 0010.51.102.5142800.0000.93201.	100.43	-1,878.72	0.00	18.70	0.00	0.00
Fuel Assessment 0010.51.102.5142800.0000.93580.	0.00	0.00	0.00	0.00	0.00	609.00
New Comptr Hardware & Software 0010.51.102.5142800.0000.93581.	0.00	0.00	3,000.00	0.00	0.00	0.00
IT Computer Repl Assessments 0010.51.102.5142800.0000.94191.	29,164.00	29,166.00	40,723.00	20,361.48	18,059.00	18,059.00
IT Administration Assessments 0010.51.102.5142800.0000.94591.	133,924.00	133,925.00	118,107.00	59,053.56	126,785.00	126,785.00
E R & R Replacement Assessment 0010.51.102.5142800.0000.94696.	552.00	552.00	407.00	203.52	544.00	544.00
Workers Comp Assessments 0010.51.102.5142800.0000.94697.	2,263.00	2,263.00	4,875.00	2,437.56	4,876.00	4,876.00
Insurance Mgmt Assessments 0010.51.102.5142800.0000.94699.	7,410.50	7,410.50	27,413.00	13,706.52	51,418.00	51,418.00
Accumulated Leave Assessments 0010.51.102.5142800.0000.94894.	7,705.50	7,705.50	17,378.00	8,688.96	21,798.00	21,798.00
E R & R Vehicle Maintenance GF021430 - GF Records Services 0010.51.102.5143000.0000.51139.	187.52	187.48	691.00	345.48	487.00	487.00
Office Supervisor	26,850.12	4,771.03	0.00	0.00	0.00	0.00

	2021 Actuals	2022 Actuals	2023-2024 Budget	2023 Actuals	2025-2026 Requested	2025-2026 Final Budget
0010.51.102.5143000.0000.51151. Auditor	28,662.01	29,306.76	60,384.00	29,892.99	63,056.00	63,056.00
0010.51.102.5143000.0000.51154. License/Recording Manager	38,759.92	38,260.43	79,848.00	36,567.71	93,396.00	93,396.00
0010.51.102.5143000.0000.51159. Office Assistant II	55,643.00	58,914.00	126,504.00	65,136.00	137,568.00	137,568.00
0010.51.102.5143000.0000.51160. Office Assistant II	0.00	0.00	0.00	0.00	0.00	0.00
0010.51.102.5143000.0000.51161. Office Supervisor	31,895.90	32,818.79	65,700.00	37,012.81	76,836.00	76,836.00
0010.51.102.5143000.0000.51162. Office Assistant I	28,662.91	30,641.97	0.00	0.00	0.00	0.00
0010.51.102.5143000.0000.51163. Chief Deputy Auditor	24,362.73	24,910.80	51,237.00	25,409.06	53,598.00	53,598.00
0010.51.102.5143000.0000.51167. Office Assistant I	0.00	0.00	52,068.00	23,106.09	105,982.00	105,982.00
0010.51.102.5143000.0000.51169. Office Assistant III	37,884.00	8,780.90	0.00	0.00	0.00	0.00
0010.51.102.5143000.0000.51205. Office Assistant II	0.00	18,011.10	40,832.00	20,655.62	47,544.00	47,544.00
0010.51.102.5143000.0000.51313. Administrative Assistant	0.00	25,845.88	45,230.00	3,451.83	27,180.00	27,180.00
0010.51.102.5143000.0000.51559. Office Assistant I	0.00	0.00	95,546.00	46,136.00	0.00	0.00
0010.51.102.5143000.0000.51823. Special Programs Coordinator	14,334.30	0.00	0.00	0.00	0.00	0.00
0010.51.102.5143000.0000.51925. Overtime	410.68	120.17	1,100.00	408.18	1,100.00	1,100.00
0010.51.102.5143000.0000.52102. Social Security (FICA)	21,572.86	20,557.07	47,311.00	21,652.54	46,379.00	46,379.00
0010.51.102.5143000.0000.52103. Medical Insurance	78,185.26	67,134.37	140,954.00	64,249.20	134,416.00	134,416.00
0010.51.102.5143000.0000.52104. Retirement	33,378.55	28,025.82	63,391.00	28,582.55	57,775.00	57,775.00
0010.51.102.5143000.0000.52119. Paid Family Leave Act	424.39	451.47	1,361.00	625.57	1,321.00	1,321.00
0010.51.102.5143000.0000.53101. Supplies	3,170.20	4,044.91	4,650.00	2,467.29	5,650.00	5,650.00
0010.51.102.5143000.0000.53201. Vehicle Fuel	121.15	194.50	825.00	223.02	825.00	0.00
0010.51.102.5143000.0000.53501. Minor Equipment & Small Tools	307.80	1,563.17	0.00	0.00	1,000.00	1,000.00

	2021 Actuals	2022 Actuals	2023-2024 Budget	2023 Actuals	2025-2026 Requested	2025-2026 Final Budget
0010.51.102.5144100.0000.51925.						
Overtime	0.00	0.00	0.00	0.00	0.00	0.00
0010.51.102.5144100.0000.52102.						
Social Security (FICA)	0.00	0.00	0.00	0.00	0.00	0.00
0010.51.102.5144100.0000.52103.						
Medical Insurance	0.00	0.00	0.00	0.00	0.00	0.00
0010.51.102.5144100.0000.52104.						
Retirement	0.00	0.00	0.00	0.00	0.00	0.00
0010.51.102.5144100.0000.52119.						
Paid Family Leave Act	0.00	0.00	0.00	0.00	0.00	0.00
0010.51.102.5144100.0000.53101.						
Supplies	0.00	0.00	0.00	0.00	0.00	0.00
0010.51.102.5144100.0000.53201.						
Vehicle Fuel	0.00	0.00	0.00	0.00	0.00	0.00
0010.51.102.5144100.0000.53501.						
Minor Equipment & Small Tools	0.00	0.00	0.00	0.00	0.00	0.00
0010.51.102.5144100.0000.53508.						
Computer Replacement	0.00	0.00	0.00	0.00	0.00	0.00
0010.51.102.5144100.0000.54103.						
Professional Services	0.00	1,275.00	0.00	0.00	0.00	0.00
0010.51.102.5144100.0000.54201.						
Postage	0.00	0.00	0.00	0.00	0.00	0.00
0010.51.102.5144100.0000.54202.						
Telephone	328.33	0.00	0.00	0.00	0.00	0.00
0010.51.102.5144100.0000.54701.						
Utilities	0.00	0.00	0.00	0.00	0.00	0.00
0010.51.102.5144100.0000.54907.						
Other Misc Rentals/Fees	0.00	0.00	0.00	0.00	0.00	0.00
0010.51.102.5144100.0000.94090.						
Interfund Payments	0.00	0.00	0.00	0.00	0.00	0.00
GF021481 - GF Licensing						
0010.51.102.5148100.0000.51139.						
Office Supervisor	26,849.88	4,770.97	0.00	0.00	0.00	0.00
0010.51.102.5148100.0000.51151.						
Auditor	28,662.01	29,306.76	60,384.00	29,892.99	63,056.00	63,056.00
0010.51.102.5148100.0000.51154.						
License/Recording Manager	38,760.08	38,260.63	79,848.00	36,567.82	93,396.00	93,396.00
0010.51.102.5148100.0000.51160.						
Office Assistant II	50,475.00	54,429.77	124,546.00	62,972.71	0.00	0.00
0010.51.102.5148100.0000.51161.						
Office Supervisor	31,896.10	32,818.99	65,700.00	37,595.59	76,836.00	76,836.00
0010.51.102.5148100.0000.51162.						

	2021 Actuals	2022 Actuals	2023-2024 Budget	2023 Actuals	2025-2026 Requested	2025-2026 Final Budget
Office Assistant I 0010.51.102.5148100.0000.51163.	0.00	0.00	91,776.00	46,000.72	105,379.00	105,379.00
Chief Deputy Auditor 0010.51.102.5148100.0000.51164.	24,362.61	24,910.56	51,237.00	25,408.98	53,598.00	53,598.00
Office Assistant I 0010.51.102.5148100.0000.51167.	48,204.00	51,588.00	114,768.00	59,064.00	124,776.00	124,776.00
Office Assistant I 0010.51.102.5148100.0000.51169.	34,531.55	41,078.85	52,068.00	23,105.91	0.00	0.00
Office Assistant III 0010.51.102.5148100.0000.51205.	0.00	0.00	0.00	0.00	0.00	0.00
Office Assistant II 0010.51.102.5148100.0000.51313.	0.00	18,011.22	40,832.00	20,655.58	47,544.00	47,544.00
Administrative Assistant 0010.51.102.5148100.0000.51559.	0.00	25,846.12	45,230.00	3,451.83	27,180.00	27,180.00
Office Assistant I 0010.51.102.5148100.0000.51823.	27,701.31	28,879.83	0.00	0.00	0.00	0.00
Special Programs Coordinator 0010.51.102.5148100.0000.51905.	14,334.49	0.00	0.00	0.00	0.00	0.00
Temporary Help 0010.51.102.5148100.0000.51925.	1,652.05	1,375.00	10,000.00	0.00	10,000.00	10,000.00
Overtime 0010.51.102.5148100.0000.52102.	436.20	311.05	1,000.00	775.81	1,000.00	1,000.00
Social Security (FICA) 0010.51.102.5148100.0000.52103.	24,661.45	26,472.57	56,410.00	25,969.74	45,463.00	45,463.00
Medical Insurance 0010.51.102.5148100.0000.52104.	88,002.20	89,427.58	167,825.00	80,937.60	134,416.00	134,416.00
Retirement 0010.51.102.5148100.0000.52119.	37,788.04	36,062.61	75,582.00	34,311.70	57,443.00	57,443.00
Paid Family Leave Act 0010.51.102.5148100.0000.52121.	483.43	583.13	1,622.00	751.14	1,769.00	1,769.00
Voluntary Early Retirement Pgrm 0010.51.102.5148100.0000.53101.	15,000.00	0.00	0.00	0.00	0.00	0.00
Supplies 0010.51.102.5148100.0000.53201.	3,810.21	3,725.49	6,880.00	2,612.36	6,880.00	6,880.00
Vehicle Fuel 0010.51.102.5148100.0000.53501.	478.39	227.23	1,420.00	145.73	1,420.00	0.00
Minor Equipment & Small Tools 0010.51.102.5148100.0000.53508.	167.48	1,654.05	0.00	1,182.54	2,000.00	2,000.00
Computer Replacement 0010.51.102.5148100.0000.54103.	298.68	1,378.06	0.00	0.00	0.00	0.00
Professional Services 0010.51.102.5148100.0000.54201.	1,619.84	1,164.76	11,462.00	867.53	11,462.00	11,462.00

	2021 Actuals	2022 Actuals	2023-2024 Budget	2023 Actuals	2025-2026 Requested	2025-2026 Final Budget
Debt Service Principal	0.00	8,579.50	0.00	7,094.38	0.00	0.00
GF029214 - GF 102 Debt Interest						
0010.92.102.5921400.0000.58300.						
Debt Service Interest	0.00	1,161.33	0.00	2,172.62	0.00	0.00
GF029414 - GF 102 Financial Rec & Elect						
0010.94.102.5941400.0000.56401.						
Capital Outlay	0.00	0.00	0.00	0.00	0.00	0.00
0010.94.102.5941400.0000.56411.						
Capital Outlay-Vehicles GRANT	0.00	0.00	0.00	0.00	0.00	0.00
103 - Board of Equalization						37,777.00
GF031424 - GF Tax Assessment Services						
0010.51.103.5142400.0000.51187.						
Director	2,185.00	1,425.00	7,600.00	1,425.00	7,600.00	7,600.00
0010.51.103.5142400.0000.51188.						
Director	2,090.00	1,520.00	7,600.00	1,045.00	7,600.00	7,600.00
0010.51.103.5142400.0000.51189.						
Director	2,850.00	1,995.00	7,600.00	1,995.00	7,600.00	7,600.00
0010.51.103.5142400.0000.51190.						
Secretary	0.00	0.00	0.00	0.00	0.00	0.00
0010.51.103.5142400.0000.52102.						
Social Security (FICA)	545.09	377.94	1,744.00	341.59	1,744.00	1,744.00
0010.51.103.5142400.0000.52119.						
Paid Family Leave Act	10.48	7.96	50.00	9.71	50.00	50.00
0010.51.103.5142400.0000.53101.						
Supplies	357.39	0.00	800.00	355.68	800.00	800.00
0010.51.103.5142400.0000.54103.						
Professional Services	55.08	0.00	500.00	0.00	500.00	500.00
0010.51.103.5142400.0000.54201.						
Postage	451.57	292.87	900.00	307.57	900.00	900.00
0010.51.103.5142400.0000.54202.						
Telephone	0.00	0.00	60.00	0.00	60.00	60.00
0010.51.103.5142400.0000.54301.						
Travel	0.00	29.26	6,243.00	24.61	6,243.00	6,243.00
0010.51.103.5142400.0000.54315.						
Meals	0.00	0.00	0.00	0.00	0.00	0.00
0010.51.103.5142400.0000.54503.						
Rentals-Office Equipment	995.38	996.52	3,900.00	708.42	3,900.00	3,900.00
0010.51.103.5142400.0000.54906.						
Print/Bindery	0.00	0.00	0.00	0.00	0.00	0.00
0010.51.103.5142400.0000.54907.						
Other Misc Rentals/Fees	43.30	29.05	0.00	0.00	0.00	0.00
0010.51.103.5142400.0000.93580.						

	2021 Actuals	2022 Actuals	2023-2024 Budget	2023 Actuals	2025-2026 Requested	2025-2026 Final Budget
New Comptr Hardware & Software 0010.51.103.5142400.0000.93581.	0.00	0.00	0.00	0.00	0.00	0.00
IT Computer Replt Assessments 0010.51.103.5142400.0000.94191.	548.00	548.00	780.00	390.00	780.00	780.00
IT Administration Assessments 0010.51.103.5142400.0000.94696.	700.00	703.00	12,243.00	6,121.56	0.00	0.00
Workers Comp Assessments 0010.51.103.5142400.0000.94697.	173.00	173.00	33.00	16.56	0.00	0.00
Insurance Mgmt Assessments	564.50	564.50	0.00	0.00	0.00	0.00
105 - Civil Service						-
GF052110 - GF Law Enforcement Administrat						
0010.52.105.5211000.0000.51202.						
Civil Service Secretary	0.00	0.00	0.00	0.00	0.00	0.00
0010.52.105.5211000.0000.51737.						
HR Sec/Civil Srv Chief Examine	9,200.02	8,293.21	39,025.00	6,430.39	0.00	0.00
0010.52.105.5211000.0000.52102.						
Social Security (FICA)	703.86	634.52	2,985.00	491.92	0.00	0.00
0010.52.105.5211000.0000.52103.						
Medical Insurance	3,453.24	3,067.60	13,715.00	2,312.96	0.00	0.00
0010.52.105.5211000.0000.52104.						
Retirement	1,066.70	850.66	4,000.00	668.10	0.00	0.00
0010.52.105.5211000.0000.52119.						
Paid Family Leave Act	13.64	13.81	86.00	14.05	0.00	0.00
0010.52.105.5211000.0000.53101.						
Supplies	223.39	76.84	500.00	0.00	0.00	0.00
0010.52.105.5211000.0000.53201.						
Vehicle Fuel	0.00	56.50	100.00	0.00	0.00	0.00
0010.52.105.5211000.0000.54103.						
Professional Services	2,526.00	4,508.00	25,000.00	1,366.00	0.00	0.00
0010.52.105.5211000.0000.54201.						
Postage	0.00	174.00	200.00	0.00	0.00	0.00
0010.52.105.5211000.0000.54301.						
Travel	0.00	0.00	3,000.00	0.00	0.00	0.00
0010.52.105.5211000.0000.54906.						
Print/Bindery	0.00	0.00	500.00	0.00	0.00	0.00
0010.52.105.5211000.0000.93581.						
IT Computer Replt Assessments	1,500.00	1,496.00	859.00	178.95	0.00	0.00
0010.52.105.5211000.0000.94191.						
IT Administration Assessments	268.00	271.00	6,113.00	1,273.55	0.00	0.00
0010.52.105.5211000.0000.94594.						
Building / Office Rent	0.00	0.00	0.00	0.00	0.00	0.00
0010.52.105.5211000.0000.94696.						

	2021 Actuals	2022 Actuals	2023-2024 Budget	2023 Actuals	2025-2026 Requested	2025-2026 Final Budget
Workers Comp Assessments 0010.52.105.5211000.0000.94697.	169.00	169.00	165.00	34.40	0.00	0.00
Insurance Mgmt Assessments 0010.52.105.5211000.0000.94699.	551.50	551.50	0.00	0.00	0.00	0.00
Accumulated Leave Assessments	161.50	161.50	683.00	142.30	0.00	0.00
106 - Clerk						7,585,607.00
GF061231 - GF Limitd Use Funds Witness Co 0010.51.106.5123190.0000.54109.						
Witness Fees	493.76	1,876.90	20,000.00	618.20	20,000.00	20,000.00
GF062300 - GF County Clerk 0010.51.106.5123000.0000.51002.						
Legal Process Asst II	0.00	0.00	0.00	0.00	108,511.00	0.00
0010.51.106.5123000.0000.51003.						
Legal Process Asst II	0.00	0.00	0.00	0.00	108,511.00	108,511.00
0010.51.106.5123000.0000.51006.						
Legal Process Asst II	0.00	0.00	0.00	0.00	108,511.00	0.00
0010.51.106.5123000.0000.51177.						
Office Assistant IV	12,020.83	10,267.99	29,290.00	13,037.00	31,844.00	31,844.00
0010.51.106.5123000.0000.51207.						
Clerk	114,648.00	117,227.04	241,536.00	119,571.96	252,222.00	252,222.00
0010.51.106.5123000.0000.51208.						
Chief Deputy Clerk	97,450.80	99,642.96	205,305.00	101,636.16	214,389.00	214,389.00
0010.51.106.5123000.0000.51209.						
Legal Process Assistant I	18,551.04	27,055.52	111,552.00	33,124.50	101,817.00	101,817.00
0010.51.106.5123000.0000.51210.						
Office Assistant III	55,800.00	60,541.02	139,488.00	71,820.00	151,632.00	151,632.00
0010.51.106.5123000.0000.51211.						
Legal Process Assistant II	39,214.37	35,110.15	101,491.00	51,341.00	118,172.00	118,172.00
0010.51.106.5123000.0000.51212.						
Legal Process Assistant II	42,546.01	40,359.91	102,671.00	51,940.31	119,548.00	119,548.00
0010.51.106.5123000.0000.51213.						
Legal Process Assistant II	43,603.22	48,451.76	124,546.00	50,157.89	108,096.00	108,096.00
0010.51.106.5123000.0000.51214.						
Accounting Assistant III	55,811.54	60,543.37	139,488.00	71,825.18	151,632.00	151,632.00
0010.51.106.5123000.0000.51215.						
Legal Process Assistant II	40,128.00	45,748.00	114,804.00	58,088.00	133,716.00	133,716.00
0010.51.106.5123000.0000.51216.						
Legal Process Assistant II	42,740.72	37,415.88	105,651.00	53,445.00	123,027.00	123,027.00
0010.51.106.5123000.0000.51217.						
Legal Process Assistant II	38,795.57	44,201.00	110,924.00	48,273.13	116,832.00	116,832.00
0010.51.106.5123000.0000.51218.						
Legal Process Assistant II	48,204.00	53,055.00	126,504.00	65,140.07	137,568.00	137,568.00

	2021 Actuals	2022 Actuals	2023-2024 Budget	2023 Actuals	2025-2026 Requested	2025-2026 Final Budget
0010.51.106.5123000.0000.51219. Legal Process Assistant II	38,550.00	31,172.19	101,786.00	40,843.55	105,984.00	105,984.00
0010.51.106.5123000.0000.51220. Legal Process Assistant II	48,204.70	53,058.95	126,504.00	65,329.84	137,568.00	137,568.00
0010.51.106.5123000.0000.51221. Accounting Assistant III	55,800.27	59,596.32	139,488.00	70,406.00	151,632.00	151,632.00
0010.51.106.5123000.0000.51222. Legal Process Supervisor	64,158.00	51,229.69	137,952.00	75,708.02	173,914.00	173,914.00
0010.51.106.5123000.0000.51223. Legal Process Assistant II	26,088.89	38,183.67	101,491.00	44,111.22	113,523.00	113,523.00
0010.51.106.5123000.0000.51225. Legal Process Assistant III	48,029.77	56,541.00	139,488.00	57,962.73	150,993.00	150,993.00
0010.51.106.5123000.0000.51226. Legal Process Assistant III	35,251.26	49,144.80	127,644.00	58,581.76	127,680.00	127,680.00
0010.51.106.5123000.0000.51227. Legal Process Assistant II	42,374.02	48,351.85	121,218.00	61,398.53	137,568.00	137,568.00
0010.51.106.5123000.0000.51228. Legal Process Assistant II	45,786.00	52,219.87	126,504.00	65,151.97	137,568.00	137,568.00
0010.51.106.5123000.0000.51229. Legal Process Assistant II	38,673.98	44,881.99	126,504.00	54,171.27	137,568.00	137,568.00
0010.51.106.5123000.0000.51231. Legal Process Assistant II	42,764.20	41,636.00	104,441.00	52,831.00	121,612.00	121,612.00
0010.51.106.5123000.0000.51232. Legal Process Assistant II	43,107.00	49,137.00	123,318.00	54,580.67	115,836.00	115,836.00
0010.51.106.5123000.0000.51234. Legal Process Assistant II	42,615.00	43,412.56	101,491.00	50,100.14	110,955.00	110,955.00
0010.51.106.5123000.0000.51236. Legal Process Assistant II	41,395.09	34,413.30	105,651.00	48,378.45	130,299.00	130,299.00
0010.51.106.5123000.0000.51237. LPA III - Trainee	3,809.25	0.00	0.00	0.00	0.00	0.00
0010.51.106.5123000.0000.51241. Legal Process Assistant II	42,369.00	37,909.86	101,196.00	48,304.23	117,496.00	117,496.00
0010.51.106.5123000.0000.51253. Accounting Assistant – Trainee	0.00	9,254.00	0.00	0.00	0.00	0.00
0010.51.106.5123000.0000.51305. Legal Process Supervisor	58,200.00	63,104.00	129,920.00	83,187.00	177,912.00	177,912.00
0010.51.106.5123000.0000.51306. LPA IV - Trainee	8,187.35	0.00	0.00	0.00	0.00	0.00
0010.51.106.5123000.0000.51725. Office Administrator	0.00	0.00	0.00	0.00	183,675.00	0.00
0010.51.106.5123000.0000.51925. Overtime	2,635.51	8,285.30	12,000.00	6,443.88	12,000.00	12,000.00

	2021 Actuals	2022 Actuals	2023-2024 Budget	2023 Actuals	2025-2026 Requested	2025-2026 Final Budget
0010.51.106.5123000.0000.52102. Social Security (FICA)	106,008.62	105,984.97	273,858.00	129,865.40	338,880.00	308,227.00
0010.51.106.5123000.0000.52103. Medical Insurance	400,256.04	383,910.18	786,545.00	395,776.95	940,642.00	849,158.00
0010.51.106.5123000.0000.52104. Retirement	160,521.20	149,473.06	366,934.00	171,617.55	423,160.00	383,975.00
0010.51.106.5123000.0000.52119. Paid Family Leave Act	2,036.98	2,411.59	7,876.00	3,753.51	9,653.00	8,780.00
0010.51.106.5123000.0000.52121. Voluntary Early Retiremnt Pgrm	27,000.00	0.00	0.00	0.00	0.00	0.00
0010.51.106.5123000.0000.53101. Supplies	12,877.13	17,259.63	27,775.00	19,271.29	42,775.00	42,775.00
0010.51.106.5123000.0000.53104. Jury Supplies	0.00	0.00	2,000.00	807.01	2,000.00	2,000.00
0010.51.106.5123000.0000.53201. Vehicle Fuel	933.64	1,269.91	3,192.00	1,433.14	3,192.00	0.00
0010.51.106.5123000.0000.53501. Minor Equipment & Small Tools	217.13	1,518.29	5,000.00	0.00	5,000.00	5,000.00
0010.51.106.5123000.0000.53507. Non Replacement Computers	0.00	0.00	17,588.00	0.00	17,588.00	17,588.00
0010.51.106.5123000.0000.53508. Computer Replacement	0.00	1,888.25	0.00	0.00	0.00	0.00
0010.51.106.5123000.0000.54103. Professional Services	10,451.00	20,888.88	42,685.00	51,956.64	52,685.00	52,685.00
0010.51.106.5123000.0000.54201. Postage	12,238.58	18,527.47	39,772.00	23,842.08	39,772.00	39,772.00
0010.51.106.5123000.0000.54202. Telephone	0.00	0.00	1,600.00	0.00	1,600.00	1,600.00
0010.51.106.5123000.0000.54301. Travel	1,991.92	1,299.57	7,000.00	1,792.28	7,000.00	7,000.00
0010.51.106.5123000.0000.54315. Meals	0.00	0.00	0.00	245.90	0.00	0.00
0010.51.106.5123000.0000.54503. Rentals-Office Equipment	9,411.50	9,224.06	25,000.00	11,378.51	5,000.00	5,000.00
0010.51.106.5123000.0000.54504. Rentals-Small Equipment	0.00	0.00	12,000.00	0.00	2,000.00	2,000.00
0010.51.106.5123000.0000.54506. Storage Space	0.00	0.00	0.00	0.00	0.00	0.00
0010.51.106.5123000.0000.54801. Repair/Maintenance-Office	0.00	0.00	500.00	48.85	500.00	500.00
0010.51.106.5123000.0000.54802. Repair/Maintenance-Vehicle	0.00	0.00	500.00	89.52	500.00	500.00

	2021 Actuals	2022 Actuals	2023-2024 Budget	2023 Actuals	2025-2026 Requested	2025-2026 Final Budget
0010.51.106.5123000.0000.54905. Training	1,359.00	1,358.38	6,000.00	1,222.00	11,000.00	11,000.00
0010.51.106.5123000.0000.54906. Print/Bindery	8,392.39	16,405.48	40,410.00	6,676.44	20,410.00	20,410.00
0010.51.106.5123000.0000.54907. Other Misc Rentals/Fees	18,278.70	23,172.10	52,000.00	7,089.53	24,333.00	24,333.00
0010.51.106.5123000.0000.93201. Fuel Assessment	0.00	0.00	0.00	0.00	0.00	2,825.00
0010.51.106.5123000.0000.93581. IT Computer Replt Assessments	45,516.00	45,513.00	33,631.00	16,815.48	106,043.00	106,043.00
0010.51.106.5123000.0000.94191. IT Administration Assessments	134,636.00	134,636.00	470,120.00	235,059.96	752,106.00	752,106.00
0010.51.106.5123000.0000.94591. E R & R Replacement Assessment	3,904.00	3,904.00	6,192.00	3,096.00	8,424.00	8,424.00
0010.51.106.5123000.0000.94696. Workers Comp Assessments	10,002.50	10,002.50	20,526.00	10,263.00	30,878.00	30,878.00
0010.51.106.5123000.0000.94697. Insurance Mgmt Assessments	32,704.50	32,704.50	116,260.00	58,130.04	295,851.00	295,851.00
0010.51.106.5123000.0000.94699. Accumulated Leave Assessments	25,612.00	25,612.00	62,647.00	31,323.48	68,611.00	68,610.00
0010.51.106.5123000.0000.94894. E R & R Vehicle Maintenance	1,500.00	1,500.00	3,828.00	1,914.00	6,100.00	6,100.00
GF062309 - GF Limited Use Funds Jury Cost						
0010.51.106.5123090.0000.54103. Professional Services	15,313.01	15,326.42	34,925.00	11,757.88	34,925.00	34,925.00
0010.51.106.5123090.0000.54108. Jury Fees & Mileage	27,540.30	73,322.19	170,404.00	92,320.10	170,404.00	170,404.00
GF062317 - GF Clerk Blake						
0010.51.106.5123170.0000.51330. Legal Process Assistant III	16,872.00	41,518.33	111,576.00	55,899.80	127,710.00	127,710.00
0010.51.106.5123170.0000.51925. Overtime	0.00	1,083.75	0.00	0.00	0.00	0.00
0010.51.106.5123170.0000.52102. Social Security (FICA)	1,266.24	3,196.16	8,536.00	4,204.43	9,770.00	9,770.00
0010.51.106.5123170.0000.52103. Medical Insurance	4,562.40	10,214.40	26,871.00	13,772.20	28,095.00	28,095.00
0010.51.106.5123170.0000.52104. Retirement	1,729.40	4,343.79	11,437.00	5,554.02	12,171.00	12,171.00
0010.51.106.5123170.0000.52119. Paid Family Leave Act	25.35	67.89	245.00	121.55	278.00	278.00
0010.51.106.5123170.0000.53101. Supplies	0.00	0.00	1,101,697.00	0.00	100,000.00	100,000.00

	2021 Actuals	2022 Actuals	2023-2024 Budget	2023 Actuals	2025-2026 Requested	2025-2026 Final Budget	
0010.51.106.5123170.0000.53508.							
Computer Replacement	0.00	0.00	0.00	0.00	0.00	0.00	
0010.51.106.5123170.0000.54139.							
Blake LFO Refunds	0.00	0.00	0.00	0.00	0.00	0.00	
107 - Commissioners							4,795,224.00
GF071130 - GF Official Publication Servic							
0010.51.107.5113000.0000.51147.							
Clerk to the Board	66,646.47	72,885.45	152,088.00	61,023.78	128,313.00	128,313.00	
0010.51.107.5113000.0000.52102.							
Social Security (FICA)	5,088.88	5,561.90	11,635.00	4,660.26	9,816.00	9,816.00	
0010.51.107.5113000.0000.52103.							
Medical Insurance	16,966.20	17,061.20	34,070.00	17,068.60	35,295.00	35,295.00	
0010.51.107.5113000.0000.52104.							
Retirement	7,791.60	7,504.54	15,589.00	6,066.23	12,228.00	12,228.00	
0010.51.107.5113000.0000.52119.							
Paid Family Leave Act	97.99	120.73	335.00	132.66	272.00	272.00	
0010.51.107.5113000.0000.94696.							
Workers Comp Assessments	326.50	326.50	642.00	321.00	556.00	556.00	
0010.51.107.5113000.0000.94697.							
Insurance Mgmt Assessments	1,001.00	1,001.00	3,940.00	1,970.04	5,615.00	5,615.00	
0010.51.107.5113000.0000.94699.							
Accumulated Leave Assessments	1,149.50	1,149.50	2,662.00	1,331.04	2,245.00	2,247.00	
GF071160 - GF Legislative Activities							
0010.51.107.5116000.0000.51242.							
Commissioner	114,648.00	117,227.04	241,536.00	119,571.96	243,926.00	243,926.00	
0010.51.107.5116000.0000.51243.							
Commissioner	114,648.00	117,227.04	241,536.00	119,571.96	252,222.00	252,222.00	
0010.51.107.5116000.0000.51244.							
Commissioner	127,958.64	129,297.48	266,292.00	131,909.75	267,963.00	267,963.00	
0010.51.107.5116000.0000.52102.							
Social Security (FICA)	27,562.07	28,035.64	57,327.00	28,626.31	58,454.00	58,454.00	
0010.51.107.5116000.0000.52103.							
Medical Insurance	51,802.20	51,180.00	102,212.00	52,120.20	105,884.00	105,884.00	
0010.51.107.5116000.0000.52104.							
Retirement	26,621.28	24,140.88	49,515.00	23,762.88	47,283.00	47,283.00	
0010.51.107.5116000.0000.52119.							
Paid Family Leave Act	508.71	581.97	1,649.00	779.64	1,600.00	1,600.00	
0010.51.107.5116000.0000.94591.							
E R & R Replacement Assessment	6,616.00	6,616.00	13,356.00	6,678.00	25,869.00	25,869.00	
0010.51.107.5116000.0000.94696.							
Workers Comp Assessments	980.00	980.00	1,926.00	963.00	1,669.00	1,669.00	
0010.51.107.5116000.0000.94697.							

	2021 Actuals	2022 Actuals	2023-2024 Budget	2023 Actuals	2025-2026 Requested	2025-2026 Final Budget
Insurance Mgmt Assessments 0010.51.107.5116000.0000.94894.	3,002.50	3,002.50	11,820.00	5,910.00	16,844.00	16,844.00
E R & R Vehicle Maintenance GF071310 - GF 107 Executive Office 0010.51.107.5131000.0000.51245.	3,428.00	3,428.00	7,446.00	3,723.00	27,123.00	27,123.00
County Administrator 0010.51.107.5131000.0000.51246.	153,375.00	178,068.82	360,000.00	185,400.00	422,000.00	422,000.00
Executive Assistant 0010.51.107.5131000.0000.51247.	70,041.00	72,432.00	144,864.00	75,132.10	153,672.00	153,672.00
Finance Manager 0010.51.107.5131000.0000.51250.	117,564.00	150,780.00	301,560.00	155,304.00	319,944.00	319,944.00
Administrative Assistant 0010.51.107.5131000.0000.51513.	49,968.00	51,480.00	102,960.00	40,915.98	140,653.00	140,653.00
Budget and Finance Analyst 0010.51.107.5131000.0000.51571.	71,578.00	76,299.00	160,698.00	81,342.00	182,625.00	0.00
Deputy County Administrator 0010.51.107.5131000.0000.51652.	146,707.74	172,917.71	350,000.00	180,236.95	408,000.00	408,000.00
Communications Coordinator 0010.51.107.5131000.0000.51685.	0.00	9,925.47	41,224.00	15,811.23	0.00	0.00
Office Support – Secretary 0010.51.107.5131000.0000.51750.	0.00	0.00	0.00	52,514.00	103,460.00	103,460.00
Risk Management Coordinator 0010.51.107.5131000.0000.51905.	0.00	41,094.00	145,740.00	86,154.00	186,972.00	186,972.00
Temporary Help 0010.51.107.5131000.0000.51909.	0.00	0.00	0.00	0.00	59,000.00	59,000.00
Public Records Assistant 0010.51.107.5131000.0000.51925.	0.00	0.00	0.00	0.00	0.00	133,686.00
Overtime 0010.51.107.5131000.0000.51944.	0.00	0.00	0.00	63.44	0.00	0.00
Assistant Finance Manager 0010.51.107.5131000.0000.52102.	15,606.02	16,074.02	32,148.00	16,556.44	34,107.00	34,107.00
Social Security (FICA) 0010.51.107.5131000.0000.52103.	46,864.69	55,388.05	125,398.00	63,918.71	153,798.00	150,054.00
Medical Insurance 0010.51.107.5131000.0000.52104.	106,187.13	115,046.71	252,122.00	136,710.62	283,044.00	283,044.00
Retirement 0010.51.107.5131000.0000.52115.	72,491.81	79,215.05	168,017.00	88,228.45	191,594.00	186,930.00
Separation Pay 0010.51.107.5131000.0000.52119.	0.00	0.00	0.00	0.00	0.00	0.00
Paid Family Leave Act 0010.51.107.5131000.0000.53101.	903.51	1,187.68	3,607.00	1,790.97	4,381.00	4,274.00
Supplies	1,594.93	2,083.87	9,534.00	2,399.41	7,534.00	7,534.00

	2021 Actuals	2022 Actuals	2023-2024 Budget	2023 Actuals	2025-2026 Requested	2025-2026 Final Budget
0010.51.107.5131000.0000.53111. Publications	462.25	582.44	2,000.00	1,232.34	2,000.00	2,000.00
0010.51.107.5131000.0000.53201. Vehicle Fuel	1,983.79	1,783.06	13,438.00	2,445.32	14,838.00	0.00
0010.51.107.5131000.0000.53501. Minor Equipment & Small Tools	0.00	0.00	0.00	1,853.67	0.00	0.00
0010.51.107.5131000.0000.53503. Computer Software	0.00	4,091.80	0.00	0.00	4,000.00	0.00
0010.51.107.5131000.0000.53508. Computer Replacement	1,685.21	0.00	0.00	0.00	7,000.00	3,500.00
0010.51.107.5131000.0000.54103. Professional Services	2,665.79	2,908.01	6,000.00	2,613.69	4,197.00	4,197.00
0010.51.107.5131000.0000.54201. Postage	232.17	378.64	736.00	123.62	736.00	736.00
0010.51.107.5131000.0000.54202. Telephone	57.68	0.00	500.00	0.00	500.00	500.00
0010.51.107.5131000.0000.54301. Travel	4,017.76	19,546.28	21,000.00	18,758.80	31,300.00	31,300.00
0010.51.107.5131000.0000.54315. Meals	251.90	2,461.35	0.00	2,677.59	0.00	0.00
0010.51.107.5131000.0000.54503. Rentals-Office Equipment	0.00	0.00	3,820.00	0.00	0.00	0.00
0010.51.107.5131000.0000.54901. Association Dues	338.35	687.00	1,800.00	1,312.75	1,800.00	1,800.00
0010.51.107.5131000.0000.54905. Training	3,689.06	6,448.13	11,000.00	4,305.96	19,620.00	15,800.00
0010.51.107.5131000.0000.54906. Print/Bindery	820.40	0.00	3,940.00	1,870.48	3,940.00	3,940.00
0010.51.107.5131000.0000.54907. Other Misc Rentals/Fees	199.39	69.66	0.00	1,749.42	0.00	0.00
0010.51.107.5131000.0000.54908. Licenses & Special Fees	116.00	230.00	1,300.00	0.00	3,170.00	3,000.00
0010.51.107.5131000.0000.93201. Fuel Assessment	0.00	0.00	0.00	0.00	0.00	4,419.00
0010.51.107.5131000.0000.93581. IT Computer Repl Assessment	17,660.00	17,662.00	33,195.00	16,597.56	36,585.00	36,585.00
0010.51.107.5131000.0000.94120. Purchasing Services Assessment	0.00	0.00	0.00	0.00	0.00	258,545.00
0010.51.107.5131000.0000.94191. IT Administration Assessments	42,296.00	42,297.00	389,551.00	194,775.48	457,126.00	457,126.00
0010.51.107.5131000.0000.94591. E R & R Replacement Assessment	6,596.00	6,596.00	13,356.00	6,678.00	25,869.00	25,869.00

	2021 Actuals	2022 Actuals	2023-2024 Budget	2023 Actuals	2025-2026 Requested	2025-2026 Final Budget	
0010.51.107.5131000.0000.94696.							
Workers Comp Assessments	1,960.50	1,960.50	5,136.00	2,568.00	4,528.00	4,528.00	
0010.51.107.5131000.0000.94697.							
Insurance Mgmt Assessments	7,005.50	7,005.50	27,581.00	13,790.52	45,759.00	45,759.00	
0010.51.107.5131000.0000.94699.							
Accumulated Leave Assessments	10,706.50	10,706.50	28,685.00	14,342.52	35,184.00	31,988.00	
0010.51.107.5131000.0000.94894.							
E R & R Vehicle Maintenance	2,286.00	2,286.00	7,446.00	3,723.00	27,123.00	27,123.00	
108 - WSU Extension							784,293.00
GF087121 - GF Education Services-Agricult							
0010.57.108.5712100.0000.51256.							
Legal Secretary IV	53,148.00	59,355.00	146,448.00	75,396.00	159,216.00	159,216.00	
0010.57.108.5712100.0000.51257.							
Office Assistant I	28,201.01	30,098.29	64,000.00	34,103.16	69,576.00	69,576.00	
0010.57.108.5712100.0000.51905.							
Temporary Help	7,129.50	3,036.25	43,089.00	12,179.00	43,089.00	43,089.00	
0010.57.108.5712100.0000.52102.							
Social Security (FICA)	6,695.25	7,000.11	19,396.00	9,235.01	20,799.00	20,799.00	
0010.57.108.5712100.0000.52103.							
Medical Insurance	13,687.20	13,435.20	26,871.00	13,772.20	28,095.00	28,095.00	
0010.57.108.5712100.0000.52104.							
Retirement	10,225.46	9,527.86	25,988.00	12,060.08	21,804.00	21,804.00	
0010.57.108.5712100.0000.52119.							
Paid Family Leave Act	130.98	153.86	558.00	264.47	592.00	592.00	
0010.57.108.5712100.0000.53101.							
Supplies	1,042.34	1,639.98	10,940.00	3,132.79	10,000.00	10,000.00	
0010.57.108.5712100.0000.53106.							
Operating Supplies	538.52	2,027.25	0.00	794.11	940.00	940.00	
0010.57.108.5712100.0000.53111.							
Publications	0.00	896.85	1,162.00	0.00	1,162.00	1,162.00	
0010.57.108.5712100.0000.53501.							
Minor Equipment & Small Tools	217.02	2,434.00	0.00	543.48	0.00	0.00	
0010.57.108.5712100.0000.53503.							
Computer Software	399.95	0.00	0.00	590.72	0.00	0.00	
0010.57.108.5712100.0000.54102.							
Contract Services	130,699.85	119,551.21	275,778.00	137,889.00	299,658.00	299,688.00	
0010.57.108.5712100.0000.54103.							
Professional Services	0.00	10,868.29	60.00	0.00	60.00	60.00	
0010.57.108.5712100.0000.54201.							
Postage	357.10	138.65	1,620.00	592.20	1,620.00	1,620.00	
0010.57.108.5712100.0000.54202.							
Telephone	0.00	238.18	0.00	106.12	0.00	0.00	

	2021 Actuals	2022 Actuals	2023-2024 Budget	2023 Actuals	2025-2026 Requested	2025-2026 Final Budget	
0010.57.108.5712100.0000.54503.							
Rentals-Office Equipment	3,736.59	679.38	12,000.00	0.00	8,184.00	8,184.00	
0010.57.108.5712100.0000.54901.							
Association Dues	1,001.87	411.50	2,200.00	586.50	2,200.00	2,200.00	
0010.57.108.5712100.0000.54907.							
Other Misc Rentals/Fees	560.36	1,547.78	0.00	1,831.85	3,816.00	3,816.00	
0010.57.108.5712100.0000.93580.							
New Comptr Hardware & Software	0.00	0.00	0.00	0.00	0.00	0.00	
0010.57.108.5712100.0000.93581.							
IT Computer Replt Assessments	8,704.00	8,701.00	13,710.00	6,855.00	18,329.00	18,329.00	
0010.57.108.5712100.0000.94191.							
IT Administration Assessments	22,148.00	22,150.00	89,072.00	44,535.96	82,350.00	82,350.00	
0010.57.108.5712100.0000.94503.							
IT Supplemental Assessment	0.00	3,736.59	0.00	4,077.88	0.00	0.00	
0010.57.108.5712100.0000.94696.							
Workers Comp Assessments	737.50	737.50	1,214.00	606.96	1,338.00	1,338.00	
0010.57.108.5712100.0000.94697.							
Insurance Mgmt Assessments	2,406.00	2,406.00	3,869.00	1,934.52	6,677.00	6,677.00	
0010.57.108.5712100.0000.94699.							
Accumulated Leave Assessments	1,813.50	1,813.50	4,437.00	2,218.56	4,758.00	4,758.00	
109 - Coroner							1,254,112.00
GF094630 - GF Coroner Cap Exp							
0010.94.109.5946300.0000.56401.							
Capital Outlay	0.00	0.00	0.00	0.00	75,000.00	0.00	
0010.94.109.5946300.0000.56410.							
Capital Outlay - Vehicles	0.00	0.00	0.00	0.00	70,000.00	0.00	
GF096320 - GF Coroner Services							
0010.56.109.5632000.0000.51143.							
P. T. Deputy Coroner	9,060.00	11,430.00	20,220.00	11,660.00	66,000.00	20,220.00	
0010.56.109.5632000.0000.51179.							
P. T. Deputy Coroner	12,155.00	10,320.00	20,220.00	10,220.00	66,000.00	20,220.00	
0010.56.109.5632000.0000.51252.							
Lead Deputy Coroner	0.00	0.00	0.00	0.00	0.00	0.00	
0010.56.109.5632000.0000.51261.							
Coroner	127,958.64	129,297.48	266,292.00	131,909.75	276,252.00	276,252.00	
0010.56.109.5632000.0000.51262.							
Chief Deputy Coroner	59,041.00	62,942.00	132,573.00	99,264.34	238,419.00	238,419.00	
0010.56.109.5632000.0000.51766.							
Forensic Pathologist	0.00	0.00	0.00	0.00	0.00	0.00	
0010.56.109.5632000.0000.51767.							
PT Autopsy Tech	0.00	0.00	0.00	0.00	0.00	0.00	
0010.56.109.5632000.0000.51905.							

	2021 Actuals	2022 Actuals	2023-2024 Budget	2023 Actuals	2025-2026 Requested	2025-2026 Final Budget
Temporary Help	0.00	0.00	500.00	175.00	3,000.00	500.00
0010.56.109.5632000.0000.51934.						
On-Call Pay	30,756.00	31,167.00	59,904.00	35,366.12	92,700.00	59,904.00
0010.56.109.5632000.0000.52102.						
Social Security (FICA)	18,288.95	18,754.46	38,228.00	21,985.85	47,087.00	47,087.00
0010.56.109.5632000.0000.52103.						
Medical Insurance	57,025.62	56,470.89	114,530.00	60,113.51	126,605.00	126,605.00
0010.56.109.5632000.0000.52104.						
Retirement	0.00	0.00	0.00	242.32	9,610.00	9,610.00
0010.56.109.5632000.0000.52119.						
Paid Family Leave Act	333.89	385.18	1,099.00	597.89	1,341.00	1,341.00
0010.56.109.5632000.0000.53101.						
Supplies	2,628.15	1,663.25	2,400.00	1,295.93	5,000.00	2,400.00
0010.56.109.5632000.0000.53138.						
Field Supplies	677.20	1,104.32	3,000.00	3,462.69	10,000.00	3,000.00
0010.56.109.5632000.0000.53162.						
Autopsy Supplies	719.04	158.39	4,000.00	3,253.65	14,000.00	4,000.00
0010.56.109.5632000.0000.53201.						
Vehicle Fuel	6,971.32	10,446.46	14,000.00	10,917.34	20,000.00	0.00
0010.56.109.5632000.0000.53501.						
Minor Equipment & Small Tools	915.20	2,419.86	5,000.00	457.60	10,000.00	5,000.00
0010.56.109.5632000.0000.53503.						
Computer Software	0.00	597.30	0.00	0.00	0.00	0.00
0010.56.109.5632000.0000.53508.						
Computer Replacement	1,059.86	2,679.55	0.00	0.00	0.00	0.00
0010.56.109.5632000.0000.54118.						
Autopsies	81,903.63	92,606.00	160,000.00	114,531.00	500,000.00	160,000.00
0010.56.109.5632000.0000.54154.						
Indigent Burials	0.00	1,056.99	5,000.00	1,210.00	20,000.00	5,000.00
0010.56.109.5632000.0000.54201.						
Postage	450.09	695.78	1,500.00	653.00	2,000.00	1,500.00
0010.56.109.5632000.0000.54202.						
Telephone	118.74	436.39	0.00	42.01	0.00	0.00
0010.56.109.5632000.0000.54301.						
Travel	1,933.00	400.00	4,000.00	1,237.50	14,000.00	4,000.00
0010.56.109.5632000.0000.54315.						
Meals	0.00	0.00	0.00	0.00	0.00	0.00
0010.56.109.5632000.0000.54503.						
Rentals-Office Equipment	1,511.76	1,386.18	6,344.00	477.87	8,000.00	3,088.00
0010.56.109.5632000.0000.54812.						
Professional Services	718.14	6,161.52	9,000.00	6,038.10	30,000.00	9,000.00
0010.56.109.5632000.0000.54901.						

	2021 Actuals	2022 Actuals	2023-2024 Budget	2023 Actuals	2025-2026 Requested	2025-2026 Final Budget
Association Dues 0010.56.109.5632000.0000.54906.	1,050.00	0.00	1,000.00	550.00	2,000.00	1,000.00
Print/Bindery 0010.56.109.5632000.0000.54907.	126.52	0.00	600.00	378.28	1,000.00	600.00
Other Misc Rentals/Fees 0010.56.109.5632000.0000.93201.	0.00	0.00	0.00	94.87	0.00	0.00
Fuel Assessment 0010.56.109.5632000.0000.93580.	0.00	0.00	0.00	0.00	0.00	14,000.00
New Comptr Hardware & Software 0010.56.109.5632000.0000.93581.	0.00	0.00	6,450.00	0.00	0.00	0.00
IT Computer Repl Assessments 0010.56.109.5632000.0000.94191.	884.00	884.00	7,079.00	3,539.52	5,136.00	5,136.00
IT Administration Assessments 0010.56.109.5632000.0000.94503.	9,264.00	9,265.00	61,810.00	30,905.04	88,723.00	88,723.00
IT Supplemental Assessment 0010.56.109.5632000.0000.94591.	0.00	0.00	0.00	949.62	0.00	0.00
E R & R Replacement Assessment 0010.56.109.5632000.0000.94696.	17,000.00	17,000.00	62,340.00	42,456.00	48,552.00	48,552.00
Workers Comp Assessments 0010.56.109.5632000.0000.94697.	9,687.50	9,687.50	32,652.00	16,326.00	34,248.00	34,248.00
Insurance Mgmt Assessments 0010.56.109.5632000.0000.94699.	3,215.00	3,215.00	11,998.00	5,999.04	20,835.00	20,835.00
Accumulated Leave Assessments 0010.56.109.5632000.0000.94894.	4,203.00	4,203.00	8,745.00	4,372.56	10,772.00	10,772.00
E R & R Vehicle Maintenance 110 - County Facilities	3,000.00	8,444.20	18,660.00	9,330.00	33,100.00	33,100.00
						7,884,651.00
GF101830 - GF 110 Facilities General 0010.51.110.5183010.0000.51258.						
Maintenance Worker 0010.51.110.5183010.0000.51263.	0.00	18,426.64	61,547.00	27,612.30	61,825.00	61,825.00
Maintenance Worker 0010.51.110.5183010.0000.51264.	25,383.76	31,594.15	69,215.00	28,582.60	67,229.00	67,229.00
Maintenance Worker 0010.51.110.5183010.0000.51265.	26,328.39	27,776.15	68,041.00	34,436.95	77,808.00	77,808.00
Facilities Manager 0010.51.110.5183010.0000.51268.	85,596.00	91,100.00	190,540.00	96,146.00	215,734.00	215,734.00
Maintenance Worker 0010.51.110.5183010.0000.51269.	6,459.52	0.00	0.00	0.00	0.00	0.00
Electronics Technician 0010.51.110.5183010.0000.51273.	35,410.35	37,747.94	82,327.00	41,854.14	89,022.00	89,022.00
Maintenance Worker 0010.51.110.5183010.0000.51318.	28,634.00	23,491.65	66,873.00	30,880.33	69,780.00	69,780.00

	2021 Actuals	2022 Actuals	2023-2024 Budget	2023 Actuals	2025-2026 Requested	2025-2026 Final Budget
Office Assistant II 0010.51.110.5183010.0000.51324.	17,114.45	8,767.55	60,813.00	0.00	0.00	0.00
Electronics Superintendent 0010.51.110.5183010.0000.51389.	52,163.46	53,717.37	111,745.00	57,550.78	119,303.00	119,303.00
Budget and Finance Analyst 0010.51.110.5183010.0000.51520.	17,064.04	18,377.05	38,705.00	19,591.02	43,986.00	43,986.00
Facilities Lead Maint Worker 0010.51.110.5183010.0000.51535.	27,033.29	35,847.06	78,535.00	39,750.89	88,645.00	88,645.00
Facilities Lead Maint Worker 0010.51.110.5183010.0000.51552.	35,268.13	29,341.41	68,628.00	27,146.80	67,424.00	67,424.00
Facilities Supervisor 0010.51.110.5183010.0000.51905.	44,419.19	47,351.09	101,357.00	52,211.50	108,209.00	108,209.00
Temporary Help 0010.51.110.5183010.0000.51925.	0.00	0.00	0.00	0.00	0.00	0.00
Overtime 0010.51.110.5183010.0000.52102.	3,862.70	9,041.31	13,400.00	9,795.35	13,400.00	13,400.00
Social Security (FICA) 0010.51.110.5183010.0000.52103.	30,868.99	33,000.41	77,397.00	35,560.14	78,211.00	78,211.00
Medical Insurance 0010.51.110.5183010.0000.52104.	104,002.87	108,154.43	246,003.00	109,868.42	228,132.00	228,132.00
Retirement 0010.51.110.5183010.0000.52105.	46,871.40	44,539.91	103,702.00	46,195.03	97,431.00	97,431.00
Uniforms & Accessories 0010.51.110.5183010.0000.52106.	512.79	1,359.92	2,597.00	705.30	2,597.00	2,597.00
Uniform Laundry 0010.51.110.5183010.0000.52119.	0.00	0.00	0.00	0.00	0.00	0.00
Paid Family Leave Act 0010.51.110.5183010.0000.53101.	598.97	717.10	2,226.00	1,012.14	2,228.00	2,228.00
Supplies 0010.51.110.5183010.0000.53108.	1,080.82	22,689.23	10,600.00	3,825.45	12,000.00	12,000.00
Janitorial Supplies 0010.51.110.5183010.0000.53120.	41,778.91	40,114.66	86,900.00	63,824.30	91,000.00	91,000.00
Ground Keeping Supplies 0010.51.110.5183010.0000.53133.	1,977.96	10,178.83	0.00	0.00	0.00	0.00
Building Maintenance 0010.51.110.5183010.0000.53135.	52,041.47	64,021.08	173,000.00	130,738.33	185,000.00	188,000.00
Maintenance/Repair Supplies 0010.51.110.5183010.0000.53201.	5,445.90	14,880.12	0.00	0.00	0.00	0.00
Vehicle Fuel 0010.51.110.5183010.0000.53501.	7,645.62	13,657.56	19,000.00	15,045.79	22,000.00	0.00
Minor Equipment & Small Tools 0010.51.110.5183010.0000.53503.	3,971.19	10,515.39	15,000.00	12,919.25	15,000.00	15,000.00

	2021 Actuals	2022 Actuals	2023-2024 Budget	2023 Actuals	2025-2026 Requested	2025-2026 Final Budget
IT Computer Replt Assessments 0010.51.110.5183010.0000.94191.	7,080.00	7,078.00	8,979.00	4,489.56	6,702.00	6,702.00
IT Administration Assessments 0010.51.110.5183010.0000.94193.	17,212.00	17,211.00	81,393.00	40,696.56	218,168.00	168,168.00
E R & R Fund Services 0010.51.110.5183010.0000.94198.	1,476.73	6,078.04	0.00	2,905.15	0.00	0.00
Road Fund Services 0010.51.110.5183010.0000.94503.	0.00	999.74	0.00	0.00	0.00	0.00
IT Supplemental Assessment 0010.51.110.5183010.0000.94591.	0.00	0.00	0.00	2,182.74	0.00	0.00
E R & R Replacement Assessment 0010.51.110.5183010.0000.94696.	16,310.16	16,310.84	40,718.00	24,700.20	51,970.00	51,970.00
Workers Comp Assessments 0010.51.110.5183010.0000.94697.	19,586.50	19,586.50	60,640.00	30,320.04	60,796.00	60,796.00
Insurance Mgmt Assessments 0010.51.110.5183010.0000.94699.	5,933.50	5,933.50	30,436.00	15,218.04	52,238.00	52,238.00
Accumulated Leave Assessments 0010.51.110.5183010.0000.94894.	7,725.00	7,725.00	17,705.00	8,852.52	17,891.00	17,891.00
E R & R Vehicle Maintenance GF102350 - GF 110 Jail Fac Repair & Main 0010.52.110.5235000.0000.51258.	3,787.00	3,787.00	31,884.00	15,942.00	38,048.00	38,048.00
Maintenance Worker 0010.52.110.5235000.0000.51263.	2,268.60	32,515.26	45,378.00	20,359.06	44,899.00	44,899.00
Maintenance Worker 0010.52.110.5235000.0000.51264.	20,484.98	25,496.85	51,034.00	21,074.50	48,823.00	48,823.00
Maintenance Worker 0010.52.110.5235000.0000.51268.	21,247.32	22,415.75	50,168.00	25,391.05	56,506.00	56,506.00
Maintenance Worker 0010.52.110.5235000.0000.51269.	5,212.91	0.00	0.00	0.00	0.00	0.00
Electronics Technician 0010.52.110.5235000.0000.51273.	28,576.65	30,463.06	60,702.00	30,859.86	64,650.00	64,650.00
Maintenance Worker 0010.52.110.5235000.0000.51318.	23,108.00	18,958.02	49,307.00	22,768.67	50,676.00	50,676.00
Office Assistant II 0010.52.110.5235000.0000.51324.	13,811.55	7,075.49	44,838.00	0.00	0.00	0.00
Electronics Superintendent 0010.52.110.5235000.0000.51520.	42,096.54	43,350.63	82,392.00	42,433.22	86,641.00	86,641.00
Facilities Lead Maint Worker 0010.52.110.5235000.0000.51535.	21,816.19	28,928.94	57,906.00	29,309.11	64,376.00	64,376.00
Facilities Lead Maint Worker 0010.52.110.5235000.0000.51552.	28,461.83	23,678.91	50,601.00	20,015.85	48,964.00	48,964.00
Facilities Supervisor	35,846.81	38,212.91	74,732.00	38,496.50	78,583.00	78,583.00

	2021 Actuals	2022 Actuals	2023-2024 Budget	2023 Actuals	2025-2026 Requested	2025-2026 Final Budget
0010.52.110.5235000.0000.51905. Temporary Help	0.00	0.00	0.00	0.00	0.00	0.00
0010.52.110.5235000.0000.51931. Pager Pay	5,180.00	6,020.00	8,000.00	6,720.00	8,000.00	8,000.00
0010.52.110.5235000.0000.52102. Social Security (FICA)	18,903.07	21,070.58	43,992.00	19,649.99	42,237.00	42,237.00
0010.52.110.5235000.0000.52103. Medical Insurance	67,935.08	75,892.07	164,161.00	64,998.23	133,636.00	133,636.00
0010.52.110.5235000.0000.52104. Retirement	28,703.89	28,451.78	58,943.00	25,523.63	52,617.00	52,617.00
0010.52.110.5235000.0000.52105. Uniforms & Accessories	313.08	0.00	2,204.00	520.03	2,204.00	2,204.00
0010.52.110.5235000.0000.52106. Uniform Laundry	0.00	0.00	0.00	0.00	0.00	0.00
0010.52.110.5235000.0000.52119. Paid Family Leave Act	366.98	457.02	1,265.00	559.37	1,203.00	1,203.00
0010.52.110.5235000.0000.53108. Janitorial Supplies	650.53	686.51	1,722.00	1,312.26	1,722.00	1,722.00
0010.52.110.5235000.0000.53135. Maintenance/Repair Supplies	54,536.01	53,068.16	108,150.00	66,514.95	108,150.00	108,150.00
0010.52.110.5235000.0000.53201. Vehicle Fuel	0.00	0.00	0.00	0.00	0.00	0.00
0010.52.110.5235000.0000.53501. Minor Equipment & Small Tools	0.00	0.00	26,000.00	2,621.38	26,000.00	26,000.00
0010.52.110.5235000.0000.53503. Computer Software	2,247.53	2,049.06	0.00	0.00	0.00	0.00
0010.52.110.5235000.0000.54102. Contract Services	134,146.66	143,693.82	341,000.00	172,677.57	341,000.00	341,000.00
0010.52.110.5235000.0000.54103. Professional Services	0.00	1,963.38	0.00	966.00	0.00	0.00
0010.52.110.5235000.0000.54125. Janitorial Services	10,836.00	11,403.00	24,820.00	1,172.00	24,820.00	24,820.00
0010.52.110.5235000.0000.54201. Postage	0.00	21.10	0.00	11.01	0.00	0.00
0010.52.110.5235000.0000.54701. Utilities	470,986.76	457,283.39	1,020,600.00	489,297.47	1,020,600.00	1,020,600.00
0010.52.110.5235000.0000.54804. Repair/Maintenance-Other	94,913.01	65,270.31	0.00	0.00	0.00	0.00
0010.52.110.5235000.0000.93580. New Comptr Hardware & Software	0.00	0.00	0.00	0.00	0.00	0.00
0010.52.110.5235000.0000.93581. IT Computer Repl Assessments	5,712.00	5,713.00	6,620.00	3,309.96	4,868.00	4,868.00

	2021 Actuals	2022 Actuals	2023-2024 Budget	2023 Actuals	2025-2026 Requested	2025-2026 Final Budget	
0010.52.110.5235000.0000.94116.							
Capital Fund Services	0.00	0.00	0.00	0.00	0.00	0.00	
0010.52.110.5235000.0000.94191.							
IT Administration Assessments	13,888.00	13,891.00	60,013.00	30,006.48	76,651.00	76,651.00	
0010.52.110.5235000.0000.94193.							
E R & R Fund Services	0.00	0.00	0.00	0.00	0.00	0.00	
0010.52.110.5235000.0000.94198.							
Road Fund Services	0.00	0.00	0.00	0.00	0.00	0.00	
0010.52.110.5235000.0000.94591.							
E R & R Replacement Assessment	13,893.84	13,833.16	30,022.00	18,211.80	38,318.00	38,318.00	
0010.52.110.5235000.0000.94696.							
Workers Comp Assessments	16,025.00	16,025.00	55,127.00	27,563.52	35,075.00	35,075.00	
0010.52.110.5235000.0000.94697.							
Insurance Mgmt Assessments	4,855.00	4,855.00	24,903.00	12,451.56	30,138.00	30,138.00	
0010.52.110.5235000.0000.94699.							
Accumulated Leave Assessments	4,760.00	4,760.00	10,064.00	5,031.96	9,663.00	9,663.00	
0010.52.110.5235000.0000.94894.							
E R & R Vehicle Maintenance	3,213.00	3,213.00	23,508.00	11,754.00	28,052.00	28,052.00	
GF109418 - 110 Capital Expenditures							
0010.94.110.5941800.0000.56401.							
Capital Outlay	0.00	17,808.95	0.00	10,586.91	0.00	0.00	
111 - District Court							11,582,881.00
GF111240 - GF District Court							
0010.51.111.5124000.0000.51133.							
Trainee	0.00	0.00	0.00	0.00	0.00	0.00	
0010.51.111.5124000.0000.51134.							
Judge	190,119.96	191,783.46	386,894.00	200,217.48	434,674.00	434,674.00	
0010.51.111.5124000.0000.51166.							
Judge	169,401.75	191,783.46	386,894.00	200,217.48	434,674.00	434,674.00	
0010.51.111.5124000.0000.51259.							
Judge	190,119.96	191,783.46	386,894.00	200,217.48	434,674.00	434,674.00	
0010.51.111.5124000.0000.51274.							
Judge	174,276.63	191,783.46	386,894.00	200,217.48	434,674.00	434,674.00	
0010.51.111.5124000.0000.51275.							
Judge	190,119.96	191,783.46	386,894.00	181,661.71	434,674.00	434,674.00	
0010.51.111.5124000.0000.51277.							
Administrator	70,815.60	75,486.65	158,993.00	72,010.81	158,993.00	158,993.00	
0010.51.111.5124000.0000.51278.							
Accounting Assistant III	55,800.00	55,559.74	126,504.00	65,671.43	148,880.00	142,424.00	
0010.51.111.5124000.0000.51279.							
Accounting Assistant I	50,616.00	50,771.65	114,768.00	38,485.54	112,155.00	101,235.00	
0010.51.111.5124000.0000.51280.							

	2021 Actuals	2022 Actuals	2023-2024 Budget	2023 Actuals	2025-2026 Requested	2025-2026 Final Budget
Legal Process Assistant III 0010.51.111.5124000.0000.51281.	49,447.92	56,541.00	139,488.00	71,820.00	151,632.00	151,632.00
Legal Process Assistant III 0010.51.111.5124000.0000.51282.	50,616.00	56,541.00	139,488.00	71,820.00	151,632.00	151,632.00
Legal Process Assistant IV 0010.51.111.5124000.0000.51284.	53,148.00	59,355.00	146,448.00	75,685.99	159,216.00	159,216.00
Legal Process Assistant II 0010.51.111.5124000.0000.51285.	47,091.60	53,055.00	126,504.00	65,136.00	137,568.00	137,568.00
Legal Process Assistant II 0010.51.111.5124000.0000.51286.	23,093.74	35,288.49	101,491.00	50,520.00	112,560.00	112,560.00
Legal Process Assistant III 0010.51.111.5124000.0000.51287.	40,310.11	45,608.88	121,596.00	56,942.86	124,798.00	124,798.00
Legal Process Assistant III 0010.51.111.5124000.0000.51288.	50,616.00	56,541.00	139,488.00	65,165.82	151,632.00	151,632.00
Legal Process Assistant III 0010.51.111.5124000.0000.51289.	39,029.90	34,191.00	114,501.00	57,933.00	133,323.00	133,323.00
Legal Process Assistant III 0010.51.111.5124000.0000.51290.	31,354.06	46,736.00	121,248.00	61,348.00	141,206.00	141,206.00
Legal Process Assistant II 0010.51.111.5124000.0000.51291.	0.00	0.00	0.00	0.00	0.00	0.00
Legal Process Assistant II 0010.51.111.5124000.0000.51293.	0.00	0.00	0.00	0.00	0.00	0.00
Legal Office Supervisor 0010.51.111.5124000.0000.51294.	60,732.00	62,568.00	125,136.00	73,758.00	153,672.00	153,672.00
Assistant Administrator 0010.51.111.5124000.0000.51295.	57,585.61	63,574.17	129,298.00	68,925.62	154,748.00	154,748.00
Legal Process Assistant IV 0010.51.111.5124000.0000.51296.	50,478.00	57,127.85	146,448.00	75,396.00	159,216.00	159,216.00
Legal Process Assistant IV 0010.51.111.5124000.0000.51299.	53,148.00	59,355.00	146,448.00	75,396.00	159,216.00	159,216.00
Legal Process Assistant II 0010.51.111.5124000.0000.51300.	0.00	0.00	0.00	0.00	0.00	0.00
Legal Process Assistant III 0010.51.111.5124000.0000.51301.	46,446.00	48,275.37	111,576.00	56,128.76	128,811.00	128,811.00
Legal Process Assistant III 0010.51.111.5124000.0000.51303.	50,616.00	56,521.00	139,488.00	69,074.00	124,088.00	124,088.00
Legal Process Assistant III 0010.51.111.5124000.0000.51308.	50,616.00	42,334.83	111,576.00	39,012.98	124,088.00	124,088.00
Accounting Assistant I 0010.51.111.5124000.0000.51310.	50,616.00	53,451.00	114,768.00	38,652.35	112,155.00	101,235.00
Legal Process Assistant III 0010.51.111.5124000.0000.51311.	35,925.00	30,966.00	117,156.00	53,966.23	142,424.00	142,424.00

	2021 Actuals	2022 Actuals	2023-2024 Budget	2023 Actuals	2025-2026 Requested	2025-2026 Final Budget
Legal Process Assistant IV 0010.51.111.5124000.0000.51316.	52,248.00	46,996.00	117,120.00	63,132.26	147,824.00	147,824.00
Assistant to Presiding Judge 0010.51.111.5124000.0000.51709.	64,158.00	61,968.00	137,952.00	70,452.00	160,512.00	160,512.00
Accounting Assistant I 0010.51.111.5124000.0000.51791.	38,363.66	18,253.85	111,576.00	25,740.87	113,028.00	102,108.00
Legal Process Assistant II 0010.51.111.5124000.0000.51827.	28,453.26	9,756.00	91,776.00	0.00	137,563.00	137,563.00
Legal Process Assistant II 0010.51.111.5124000.0000.51831.	0.00	0.00	0.00	0.00	108,511.00	108,511.00
Part Time District Court Com 0010.51.111.5124000.0000.51922.	0.00	0.00	0.00	0.00	195,603.00	195,603.00
Judge Pro Tem (part-time) 0010.51.111.5124000.0000.51925.	800.00	4,400.00	18,000.00	10,000.00	18,000.00	18,000.00
Overtime 0010.51.111.5124000.0000.52102.	961.62	10,471.76	10,000.00	1,402.09	10,000.00	10,000.00
Social Security (FICA) 0010.51.111.5124000.0000.52103.	149,113.70	153,868.83	391,168.00	174,679.74	459,491.00	456,491.00
Medical Insurance 0010.51.111.5124000.0000.52104.	425,037.36	407,632.52	864,098.00	411,923.76	963,963.00	963,964.00
Retirement 0010.51.111.5124000.0000.52119.	246,340.52	227,223.96	524,114.00	242,881.51	572,413.00	568,675.00
Paid Family Leave Act 0010.51.111.5124000.0000.53101.	2,875.42	3,315.96	11,250.00	4,931.26	13,089.00	13,004.00
Supplies 0010.51.111.5124000.0000.53111.	17,716.69	10,625.39	30,000.00	8,864.53	25,000.00	25,000.00
Publications 0010.51.111.5124000.0000.53123.	40.96	8,631.22	10,800.00	1,741.38	10,800.00	10,800.00
Judicial Robes 0010.51.111.5124000.0000.53133.	349.90	440.56	2,100.00	203.35	2,100.00	2,100.00
Building Maintenance 0010.51.111.5124000.0000.53201.	0.00	0.00	0.00	0.00	0.00	0.00
Vehicle Fuel 0010.51.111.5124000.0000.53501.	0.00	25.01	0.00	0.00	0.00	0.00
Minor Equipment & Small Tools 0010.51.111.5124000.0000.53507.	1,634.44	3,799.72	5,500.00	0.00	5,500.00	5,500.00
Non Replacement Computers 0010.51.111.5124000.0000.54102.	18,011.44	1,461.06	23,000.00	0.00	23,000.00	23,000.00
Contract Services 0010.51.111.5124000.0000.54103.	0.00	0.00	0.00	0.00	0.00	0.00
Professional Services 0010.51.111.5124000.0000.54107.	141,778.86	172,090.55	249,400.00	140,170.75	264,400.00	264,400.00

	2021 Actuals	2022 Actuals	2023-2024 Budget	2023 Actuals	2025-2026 Requested	2025-2026 Final Budget
Messenger Service UPS 0010.51.111.5124000.0000.54108.	540.00	540.00	1,000.00	660.00	1,000.00	1,000.00
Jury Fees & Mileage 0010.51.111.5124000.0000.54109.	16,916.74	12,760.83	90,000.00	6,462.97	90,000.00	90,000.00
Witness Fees 0010.51.111.5124000.0000.54125.	634.90	240.80	4,000.00	317.85	4,000.00	4,000.00
Janitorial Services 0010.51.111.5124000.0000.54201.	0.00	0.00	0.00	0.00	0.00	0.00
Postage 0010.51.111.5124000.0000.54202.	9,995.64	5,582.61	19,300.00	11,983.68	19,300.00	19,300.00
Telephone 0010.51.111.5124000.0000.54301.	0.00	0.00	2,400.00	0.00	2,400.00	2,400.00
Travel 0010.51.111.5124000.0000.54315.	0.00	349.00	10,000.00	2,111.57	10,000.00	10,000.00
Meals 0010.51.111.5124000.0000.54503.	0.00	0.00	0.00	330.85	0.00	0.00
Rentals-Office Equipment 0010.51.111.5124000.0000.54701.	2,711.70	1,498.26	23,712.00	1,213.77	9,151.00	9,151.00
Utilities 0010.51.111.5124000.0000.54804.	0.00	0.00	0.00	0.00	0.00	0.00
Repair/Maintenance-Other 0010.51.111.5124000.0000.54901.	0.00	0.00	0.00	0.00	0.00	0.00
Association Dues 0010.51.111.5124000.0000.54905.	8,950.00	0.00	14,500.00	5,904.65	14,500.00	14,500.00
Training 0010.51.111.5124000.0000.54906.	2,809.00	1,794.30	10,000.00	973.33	10,000.00	10,000.00
Print/Bindery 0010.51.111.5124000.0000.54907.	5,086.69	4,467.56	30,200.00	3,821.13	20,200.00	20,200.00
Other Misc Rentals/Fees 0010.51.111.5124000.0000.93580.	4,308.57	3,956.04	0.00	3,381.67	0.00	0.00
New Comptr Hardware & Software 0010.51.111.5124000.0000.93581.	0.00	0.00	0.00	0.00	0.00	0.00
IT Computer Repl Assessments 0010.51.111.5124000.0000.94111.	39,612.00	39,615.00	58,004.00	29,001.96	61,149.00	61,149.00
Juvenile Detention 0010.51.111.5124000.0000.94191.	250.00	500.00	8,000.00	50.00	8,000.00	8,000.00
IT Administration Assessments 0010.51.111.5124000.0000.94594.	145,512.00	145,510.00	577,780.00	288,890.04	627,867.00	627,867.00
Building / Office Rent 0010.51.111.5124000.0000.94693.	268,095.00	268,095.00	517,014.00	258,507.00	506,595.00	506,595.00
Building Security 0010.51.111.5124000.0000.94696.	95,000.00	95,000.00	190,000.00	95,000.00	190,000.00	190,000.00

	2021 Actuals	2022 Actuals	2023-2024 Budget	2023 Actuals	2025-2026 Requested	2025-2026 Final Budget
Workers Comp Assessments 0010.51.111.5124000.0000.94697.	9,853.00	9,853.00	20,679.00	10,339.56	19,229.00	19,229.00
Insurance Mgmt Assessments 0010.51.111.5124000.0000.94699.	33,790.50	33,790.50	110,647.00	55,323.48	193,442.00	193,442.00
Accumulated Leave Assessments GF111241 - GF Probation Services 0010.51.111.5124100.0000.51148.	38,846.00	38,846.00	89,483.00	44,741.52	104,426.00	99,104.00
Legal Process Assistant II 0010.51.111.5124100.0000.51277.	38,206.77	38,812.75	102,996.00	52,360.56	119,892.00	119,892.00
Administrator 0010.51.111.5124100.0000.51290.	7,868.40	8,387.35	17,666.00	8,001.19	17,644.00	17,644.00
Legal Process Assistant II 0010.51.111.5124100.0000.51294.	44,798.29	36,904.63	102,081.00	38,778.99	112,239.00	112,239.00
Assistant Administrator 0010.51.111.5124100.0000.51297.	6,398.39	7,063.83	14,367.00	7,658.38	17,850.00	17,850.00
Probation Officer 0010.51.111.5124100.0000.51298.	62,894.00	67,047.00	141,213.00	63,560.10	168,484.00	168,484.00
Legal Process Assistant III 0010.51.111.5124100.0000.51299.	50,616.00	56,541.00	139,488.00	60,459.45	125,875.00	125,875.00
Legal Process Assistant II 0010.51.111.5124100.0000.51832.	37,909.89	43,128.64	108,091.00	54,921.50	125,883.00	125,883.00
Legal Process Assistant III 0010.51.111.5124100.0000.51925.	38,550.00	19,189.13	101,196.00	50,306.06	112,560.00	112,560.00
Overtime 0010.51.111.5124100.0000.52102.	0.00	1,404.27	8,000.00	0.00	8,000.00	8,000.00
Social Security (FICA) 0010.51.111.5124100.0000.52103.	23,046.05	19,405.46	56,235.00	25,194.66	61,845.00	61,845.00
Medical Insurance 0010.51.111.5124100.0000.52104.	89,155.44	78,826.68	175,237.00	84,521.64	182,826.00	182,826.00
Retirement 0010.51.111.5124100.0000.52119.	33,380.39	28,679.55	75,348.00	33,364.55	80,034.00	80,034.00
Paid Family Leave Act 0010.51.111.5124100.0000.53101.	424.29	464.42	1,617.00	730.33	1,762.00	1,762.00
Supplies 0010.51.111.5124100.0000.53501.	1,236.31	921.24	15,000.00	669.73	10,000.00	10,000.00
Minor Equipment & Small Tools 0010.51.111.5124100.0000.53508.	0.00	0.00	1,500.00	0.00	1,500.00	1,500.00
Computer Replacement 0010.51.111.5124100.0000.54103.	0.00	844.00	4,500.00	0.00	4,500.00	4,500.00
Professional Services 0010.51.111.5124100.0000.54201.	10,108.27	8,890.00	26,400.00	527.28	26,400.00	26,400.00
Postage	0.00	7,491.64	33,500.00	0.00	33,500.00	33,500.00

	2021 Actuals	2022 Actuals	2023-2024 Budget	2023 Actuals	2025-2026 Requested	2025-2026 Final Budget
0010.51.111.5124100.0000.54301.						
Travel	0.00	0.00	1,500.00	0.00	1,500.00	1,500.00
0010.51.111.5124100.0000.54315.						
Meals	0.00	0.00	0.00	0.00	0.00	0.00
0010.51.111.5124100.0000.54503.						
Rentals-Office Equipment	4,120.29	2,051.64	8,000.00	2,223.51	8,000.00	8,000.00
0010.51.111.5124100.0000.54725.						
Washington State Patrol Svcs	600.00	300.00	5,300.00	350.00	5,300.00	5,300.00
0010.51.111.5124100.0000.54901.						
Association Dues	40.00	40.00	600.00	40.00	600.00	600.00
0010.51.111.5124100.0000.54905.						
Training	222.00	1,055.00	4,000.00	0.00	9,000.00	9,000.00
0010.51.111.5124100.0000.54906.						
Print/Bindery	0.00	146.49	4,500.00	0.00	4,500.00	4,500.00
0010.51.111.5124100.0000.54907.						
Other Misc Rentals/Fees	109.37	84.91	0.00	61.03	0.00	0.00
0010.51.111.5124100.0000.93581.						
IT Computer Repl Assessment	4,428.00	4,424.00	3,571.00	1,785.48	4,748.00	4,748.00
0010.51.111.5124100.0000.94191.						
IT Administration Assessments	2,516.00	2,519.00	53,798.00	26,898.96	69,208.00	69,208.00
0010.51.111.5124100.0000.94594.						
Building / Office Rent	12,639.00	12,639.00	24,880.00	12,440.04	24,758.00	24,758.00
0010.51.111.5124100.0000.94696.						
Workers Comp Assessments	2,100.00	2,100.00	4,136.00	2,067.96	4,001.00	4,001.00
0010.51.111.5124100.0000.94697.						
Insurance Mgmt Assessments	5,198.50	5,198.50	17,023.00	8,511.48	40,246.00	40,246.00
0010.51.111.5124100.0000.94699.						
Accumulated Leave Assessments	5,356.00	5,356.00	12,864.00	6,432.00	14,147.00	14,147.00
GF119412 - GF Judicial						
0010.94.111.5941200.0000.56430.						
Capital Software	0.00	0.00	0.00	0.00	0.00	0.00
114 - L.E.O.F.F.						435,000.00
GF141722 - GF LEOFF						
0010.51.114.5172200.0000.52103.						
Medical Insurance	106,746.40	108,597.00	280,000.00	130,767.60	280,000.00	280,000.00
0010.51.114.5172200.0000.52111.						
Catastrophic Insurance	34,499.15	17,463.61	70,000.00	16,406.16	70,000.00	70,000.00
0010.51.114.5172200.0000.53101.						
Supplies	0.00	0.00	0.00	0.00	0.00	0.00
0010.51.114.5172200.0000.54150.						
Medical Reimbursements	5,593.31	9,139.96	77,000.00	7,588.71	77,000.00	77,000.00
0010.51.114.5172200.0000.54201.						

	2021 Actuals	2022 Actuals	2023-2024 Budget	2023 Actuals	2025-2026 Requested	2025-2026 Final Budget	
Postage	55.00	8.56	200.00	60.00	200.00	200.00	
0010.51.114.5172200.0000.54301.							
Travel	39.20	3,626.25	7,800.00	3,433.85	7,500.00	7,500.00	
0010.51.114.5172200.0000.54315.							
Meals	0.00	224.85	0.00	233.85	300.00	300.00	
115 - Non-Departmental							10,918,399.00
GF151160 - GF Legislative Activities							
0010.51.115.5116000.0000.54101.							
Legal Services	37,555.58	581.00	50,000.00	132,835.82	50,000.00	50,000.00	
0010.51.115.5116000.0000.54104.							
Wash St Assn of Counties	43,576.00	78,653.00	171,752.00	52,695.00	171,752.00	171,752.00	
0010.51.115.5116000.0000.54105.							
Association of County Official	25,684.00	26,660.00	63,500.00	30,903.00	70,242.00	70,242.00	
0010.51.115.5116000.0000.54106.							
NACO	3,311.00	3,311.00	6,622.00	3,311.00	7,806.00	7,806.00	
0010.51.115.5116000.0000.54119.							
B F Council of Governments	24,623.00	27,205.00	55,300.00	27,205.00	61,926.00	61,926.00	
0010.51.115.5116000.0000.54400.							
Taxes & Operating Assessments	2,532.14	2,673.95	6,000.00	2,731.81	6,000.00	6,000.00	
0010.51.115.5116000.0000.54505.							
Software License/Maint Fee	0.00	0.00	0.00	0.00	0.00	0.00	
0010.51.115.5116000.0000.54735.							
Governmental Assessments	5,104.41	0.00	6,000.00	0.00	6,000.00	6,000.00	
0010.51.115.5116000.0000.54931.							
Fenced Item Contingency	0.00	0.00	6,495,954.00	0.00	2,609,318.00	2,609,318.00	
0010.51.115.5116000.0000.94491.							
IT Services (New & Budgeted)	0.00	0.00	0.00	0.00	0.00	0.00	
0010.51.115.5116000.0000.94591.							
E R & R Replacement Assessment	3,108.00	3,108.00	12,432.00	6,216.00	24,079.00	24,079.00	
0010.51.115.5116000.0000.94894.							
E R & R Vehicle Maintenance	2,286.00	2,286.00	4,572.00	2,286.00	16,654.00	16,654.00	
GF151170 - 15 Lobbying Activities							
0010.51.115.5117000.0000.54103.							
Professional Services	92,081.59	131,955.91	246,000.00	147,216.86	360,000.00	360,000.00	
GF151241 - GF ND Blake							
0010.51.115.5124170.0000.54139.							
Blake LFO Refunds	0.00	0.00	0.00	0.00	0.00	0.00	
GF151310 - GF 115 Executive Office							
0010.51.115.5131000.0000.54103.							
Professional Services	0.00	0.00	0.00	76,507.03	0.00	0.00	
GF151423 - GF Budgeting Accounting & Audt							
0010.51.115.5142300.0000.54103.							

	2021 Actuals	2022 Actuals	2023-2024 Budget	2023 Actuals	2025-2026 Requested	2025-2026 Final Budget
Professional Services	137,010.62	85,778.82	275,656.00	129,141.96	297,700.00	297,700.00
GF151720 - GF Pensn & Oth Ben Pmts to Ret 0010.51.115.5172000.0000.52120.						
Excess Comp Dept Retirement	0.00	0.00	70,000.00	0.00	70,000.00	70,000.00
GF151820 - GF Property Management Service 0010.51.115.5182000.0000.54400.						
Taxes & Operating Assessments	0.00	0.00	0.00	0.00	0.00	0.00
GF151881 - GF 115 IT Administration 0010.51.115.5188100.0000.54505.						
Software License/Maint Fee	0.00	69,083.64	0.00	0.00	0.00	0.00
GF152560 - GF Civil Defense 0010.52.115.5256000.0000.54726.						
Emergency Management	21,520.00	20,635.00	48,000.00	23,298.00	57,975.00	57,975.00
GF155370 - GF Pollution Control & Remedia 0010.55.115.5537000.0000.54723.						
Clean Air	39,316.08	39,581.16	83,440.00	40,864.64	85,017.00	85,017.00
GF155860 - GF Planning 0010.55.115.5586000.0000.54103.						
Professional Services	0.00	0.00	0.00	0.00	0.00	0.00
GF156210 - GF Admin / FPHS Cross-Cuttng C 0010.56.115.5621000.0000.54722.						
Benton-Franklin Health Dept	429,630.50	330,485.00	853,643.00	462,679.00	853,643.00	941,143.00
GF156411 - GF 115 Mental Health Svc 0010.56.115.5641100.0000.54102.						
Contract Services	0.00	12,439.52	0.00	31,669.10	0.00	0.00
0010.56.115.5641100.0000.54585.						
Building/Office Lease	0.00	115,500.00	0.00	0.00	0.00	0.00
GF156611 - GF 115 Chemical Dep Svc 0010.56.115.5661100.0000.54585.						
Building/Office Lease	0.00	115,500.00	0.00	0.00	0.00	0.00
GF157200 - GF Community Services 0010.55.115.5572000.0000.54103.						
Professional Services	322,122.00	53,648.40	0.00	0.00	0.00	0.00
GF159415 - GF Legal Services 0010.94.115.5941500.0000.56430.						
Capital Software	0.00	0.00	0.00	0.00	0.00	0.00
GF159710 - GF Operating Transfer Out 0010.97.115.5971000.0000.50002.						
T/O to Sustainable Development 0010.97.115.5971000.0000.50006.	130,000.00	0.00	0.00	0.00	600,000.00	600,000.00
T/O to Park Development 0010.97.115.5971000.0000.50007.	115,000.00	0.00	0.00	0.00	0.00	0.00

	2021 Actuals	2022 Actuals	2023-2024 Budget	2023 Actuals	2025-2026 Requested	2025-2026 Final Budget
T/O to Juvenile	1,916,400.00	1,226,546.48	0.00	0.00	4,860,831.00	4,137,676.00
0010.97.115.5971000.0000.50009.						
T/O to Election Reserve	1,060,000.00	0.00	0.00	0.00	995,103.00	834,195.00
0010.97.115.5971000.0000.50017.						
T/O to Capital Project Fund	16,313,700.00	53,467.00	0.00	10,000,000.00	0.00	0.00
0010.97.115.5971000.0000.50019.						
T/O to Fair Operations	550,000.00	1,250,000.00	0.00	0.00	500,000.00	500,000.00
0010.97.115.5971000.0000.50023.						
T/O to Protect Inspect Services	33,615.00	33,614.00	69,688.00	34,844.00	10,916.00	10,916.00
0010.97.115.5971000.0000.50045.						
T/O to Road Ret Div Rd Taxes	0.00	0.00	10,000.00	0.00	0.00	0.00
0010.97.115.5971000.0000.50046.						
T/O CRID21 Construction	0.00	0.00	0.00	0.00	0.00	0.00
0010.97.115.5971000.0000.50047.						
T/O Sheriff Investigative Fund	0.00	0.00	86,000.00	86,000.00	0.00	0.00
116 - Planning						3,716,815.00
GF163110 - GF Rural Water Supply Program						
0010.55.116.5531100.0000.53400.						
Items Purchased For Resale	23,946.00	31,832.00	60,000.00	0.00	60,000.00	60,000.00
0010.55.116.5531100.0000.53501.						
Minor Equipment & Small Tools	150.00	0.00	500.00	0.00	500.00	500.00
0010.55.116.5531100.0000.54102.						
Contract Services	363.12	1,009.26	10,800.00	1,613.23	10,800.00	10,800.00
GF164600 - GF Enforcement of Codes & Regs						
0010.52.116.5246000.0000.51194.						
Code Enforcement Supervisor	73,836.00	76,044.00	152,088.00	66,758.38	142,330.00	142,330.00
0010.52.116.5246000.0000.52102.						
Social Security (FICA)	5,780.94	5,657.10	11,635.00	5,095.59	10,888.00	10,888.00
0010.52.116.5246000.0000.52103.						
Medical Insurance	17,266.20	17,061.20	34,071.00	13,897.76	28,236.00	28,236.00
0010.52.116.5246000.0000.52104.						
Retirement	8,572.32	7,829.96	15,589.00	6,633.55	13,564.00	13,564.00
0010.52.116.5246000.0000.52119.						
Paid Family Leave Act	109.22	125.79	335.00	145.09	310.00	310.00
0010.52.116.5246000.0000.93581.						
IT Computer Repl Assessment	0.00	0.00	0.00	0.00	0.00	0.00
0010.52.116.5246000.0000.94191.						
IT Administration Assessments	0.00	0.00	0.00	0.00	0.00	0.00
0010.52.116.5246000.0000.94591.						
E R & R Replacement Assessment	0.00	0.00	0.00	0.00	0.00	0.00
0010.52.116.5246000.0000.94696.						
Workers Comp Assessments	0.00	0.00	0.00	0.00	1,192.00	1,192.00

	2021 Actuals	2022 Actuals	2023-2024 Budget	2023 Actuals	2025-2026 Requested	2025-2026 Final Budget
0010.52.116.5246000.0000.94697.						
Insurance Mgmt Assessments	0.00	0.00	0.00	0.00	0.00	0.00
0010.52.116.5246000.0000.94699.						
Accumulated Leave Assessments	0.00	0.00	0.00	0.00	2,491.00	2,491.00
0010.52.116.5246000.0000.94894.						
E R & R Vehicle Maintenance	0.00	0.00	0.00	0.00	0.00	0.00
GF168600 - GF Planning						
0010.55.116.5586000.0000.51128.						
Planning Manager	81,516.00	97,200.00	209,220.00	102,618.00	230,220.00	230,220.00
0010.55.116.5586000.0000.51194.						
Code Enforcement Supervisor	0.00	0.00	0.00	0.00	0.00	0.00
0010.55.116.5586000.0000.51196.						
Permit Technician	46,848.00	43,026.91	115,185.00	46,301.43	116,832.00	116,832.00
0010.55.116.5586000.0000.51248.						
Senior Planner	57,043.00	60,812.00	128,086.00	69,203.00	156,864.00	156,864.00
0010.55.116.5586000.0000.51327.						
Assistant Planning Manager	63,354.00	10,984.00	149,157.00	0.00	194,133.00	194,133.00
0010.55.116.5586000.0000.51328.						
Senior Planner	0.00	0.00	0.00	0.00	0.00	0.00
0010.55.116.5586000.0000.51329.						
Associate Planner	50,666.00	54,293.88	123,754.00	58,356.00	130,539.00	130,539.00
0010.55.116.5586000.0000.51331.						
Office Assistant II	55,800.00	58,914.00	126,504.00	24,931.15	111,597.00	111,597.00
0010.55.116.5586000.0000.51332.						
Office Assistant I	4,940.97	14,714.39	34,613.00	11,872.81	33,558.00	33,558.00
0010.55.116.5586000.0000.51527.						
Community Development Director	114,696.00	121,092.00	254,292.00	127,776.00	286,728.00	286,728.00
0010.55.116.5586000.0000.51572.						
Code Compliance Official	0.00	0.00	0.00	0.00	0.00	0.00
0010.55.116.5586000.0000.51626.						
Rural Water Supply Prgm Coordr	0.00	0.00	132,312.00	46,432.00	152,804.00	152,804.00
0010.55.116.5586000.0000.52102.						
Social Security (FICA)	36,166.01	35,001.72	97,394.00	37,108.36	108,116.00	108,116.00
0010.55.116.5586000.0000.52103.						
Medical Insurance	114,169.72	100,028.96	267,123.00	103,630.80	277,322.00	277,322.00
0010.55.116.5586000.0000.52104.						
Retirement	55,093.21	47,437.29	130,495.00	48,402.72	134,685.00	134,685.00
0010.55.116.5586000.0000.52105.						
Uniforms & Accessories	0.00	191.18	500.00	162.94	500.00	500.00
0010.55.116.5586000.0000.52119.						
Paid Family Leave Act	702.32	763.11	2,801.00	1,059.74	3,080.00	3,080.00
0010.55.116.5586000.0000.53101.						

	2021 Actuals	2022 Actuals	2023-2024 Budget	2023 Actuals	2025-2026 Requested	2025-2026 Final Budget
Supplies 0010.55.116.5586000.0000.53111.	1,958.96	2,285.68	6,000.00	2,136.04	6,000.00	6,000.00
Publications 0010.55.116.5586000.0000.53201.	52.00	0.00	1,500.00	0.00	1,500.00	1,500.00
Vehicle Fuel 0010.55.116.5586000.0000.53501.	3,244.47	4,606.53	7,500.00	4,078.39	7,500.00	0.00
Minor Equipment & Small Tools 0010.55.116.5586000.0000.53503.	141.17	6,951.15	2,000.00	840.35	2,000.00	2,000.00
Computer Software 0010.55.116.5586000.0000.53508.	3,954.13	0.00	0.00	107.77	0.00	0.00
Computer Replacement 0010.55.116.5586000.0000.54103.	0.00	0.00	3,000.00	0.00	3,000.00	3,000.00
Professional Services 0010.55.116.5586000.0000.54201.	43,881.86	38,464.51	150,500.00	37,603.07	150,500.00	150,500.00
Postage 0010.55.116.5586000.0000.54202.	1,279.79	1,460.67	5,000.00	1,273.46	5,000.00	5,000.00
Telephone 0010.55.116.5586000.0000.54206.	29.00	210.25	600.00	487.51	600.00	600.00
Reproduction Costs 0010.55.116.5586000.0000.54301.	0.00	0.00	300.00	0.00	300.00	300.00
Travel 0010.55.116.5586000.0000.54311.	560.94	2,306.48	7,000.00	2,228.03	7,000.00	7,000.00
Planning Commission 0010.55.116.5586000.0000.54312.	377.40	337.50	2,800.00	158.79	2,800.00	2,800.00
Boundary Review Board 0010.55.116.5586000.0000.54315.	0.00	0.00	0.00	0.00	0.00	0.00
Meals 0010.55.116.5586000.0000.54501.	0.00	521.70	0.00	546.80	0.00	0.00
Office Rent 0010.55.116.5586000.0000.54503.	0.00	0.00	500.00	0.00	500.00	500.00
Rentals-Office Equipment 0010.55.116.5586000.0000.54727.	0.00	0.00	10,000.00	0.00	2,080.00	2,080.00
EDC-800 MHZ User Fees 0010.55.116.5586000.0000.54733.	524.64	554.04	1,303.00	1,115.94	1,407.00	1,407.00
800 MHZ System Upgrade 0010.55.116.5586000.0000.54901.	0.00	487.00	447.00	199.00	429.00	429.00
Association Dues 0010.55.116.5586000.0000.54905.	414.00	2,440.00	5,000.00	2,931.00	5,000.00	5,000.00
Training 0010.55.116.5586000.0000.54907.	1,386.00	2,143.20	7,000.00	1,862.62	7,000.00	7,000.00
Other Misc Rentals/Fees 0010.55.116.5586000.0000.93201.	631.09	2,536.21	2,500.00	886.72	2,500.00	2,500.00

	2021 Actuals	2022 Actuals	2023-2024 Budget	2023 Actuals	2025-2026 Requested	2025-2026 Final Budget
Fuel Assessment 0010.55.116.5586000.0000.93580.	0.00	0.00	0.00	0.00	0.00	9,076.00
New Comptr Hardware & Software 0010.55.116.5586000.0000.93581.	0.00	0.00	3,200.00	0.00	0.00	0.00
IT Computer Replt Assessments 0010.55.116.5586000.0000.94191.	11,356.00	11,357.00	24,187.00	12,093.48	18,904.00	18,904.00
IT Administration Assessments 0010.55.116.5586000.0000.94591.	53,300.00	53,296.00	179,998.00	89,999.04	216,348.00	216,348.00
E R & R Replacement Assessment 0010.55.116.5586000.0000.94696.	8,112.00	8,112.00	12,672.00	6,336.00	19,992.00	19,992.00
Workers Comp Assessments 0010.55.116.5586000.0000.94697.	2,178.50	2,178.50	14,536.00	7,268.04	11,923.00	11,923.00
Insurance Mgmt Assessments 0010.55.116.5586000.0000.94699.	7,184.50	7,184.50	31,244.00	15,621.96	60,735.00	60,735.00
Accumulated Leave Assessments 0010.55.116.5586000.0000.94894.	11,397.00	11,397.00	22,279.00	11,139.48	24,732.00	24,732.00
E R & R Vehicle Maintenance GF168602 - GF Grant Related Expenditures 0010.55.116.5586020.0000.53101.	2,000.00	2,000.00	11,136.00	5,568.00	20,600.00	20,600.00
Supplies 0010.55.116.5586020.0000.54103.	0.00	0.00	0.00	0.00	0.00	0.00
Professional Services 0010.55.116.5586020.0000.54201.	27,775.20	0.00	0.00	0.00	800,000.00	800,000.00
Postage 0010.55.116.5586020.0000.54206.	0.00	0.00	0.00	0.00	0.00	0.00
Reproduction Costs 0010.55.116.5586020.0000.54301.	0.00	0.00	0.00	0.00	0.00	0.00
Travel 0010.55.116.5586020.0000.54503.	0.00	0.00	0.00	0.00	0.00	0.00
Rentals-Office Equipment 0010.55.116.5586020.0000.54512.	0.00	0.00	0.00	0.00	0.00	0.00
Rentals-Meeting Room 0010.55.116.5586020.0000.54743.	0.00	0.00	0.00	0.00	0.00	0.00
Intergovernmental Payments 0010.55.116.5586020.0000.54907.	160,983.69	67,153.64	150,000.00	117,488.30	125,000.00	125,000.00
Other Misc Rentals/Fees GF169300 - GF Agency Remittances 0010.58.116.5893000.0000.50097.	0.00	0.00	0.00	0.00	0.00	0.00
Sales Tax remit to State WA	1,293.56	0.00	4,600.00	0.00	4,600.00	4,600.00
117 - Prosecuting Attorney						15,200,950.00
GF175300 - GF Legal Services 0010.51.117.5153000.0000.51174.						

	2021 Actuals	2022 Actuals	2023-2024 Budget	2023 Actuals	2025-2026 Requested	2025-2026 Final Budget
Deputy Prosecuting Attorney II 0010.51.117.5153000.0000.51694.	63,481.59	82,439.00	177,702.00	91,237.00	204,848.00	204,848.00
Temp Help Courthouse 0010.51.117.5153000.0000.51704.	0.00	0.00	0.00	7,440.87	15,000.00	15,000.00
Legal Secretary IV 0010.51.117.5153000.0000.51705.	53,148.00	59,355.00	146,448.00	75,396.00	159,216.00	159,216.00
Deputy Prosecuting Attorney I 0010.51.117.5153000.0000.51782.	37,877.00	71,828.16	163,980.00	60,478.72	304,272.00	304,272.00
Deputy Prosecuting Attorney I 0010.51.117.5153000.0000.51783.	0.00	0.00	0.00	0.00	0.00	0.00
Deputy Prosecuting Attorney I 0010.51.117.5153000.0000.51792.	0.00	0.00	0.00	0.00	0.00	0.00
Deputy Prosecuting Attorney II 0010.51.117.5153000.0000.51794.	122,016.00	113,965.00	260,160.00	95,527.00	214,489.00	214,489.00
Legal Secretary I 0010.51.117.5153000.0000.51799.	36,072.00	37,553.76	94,456.00	47,506.20	109,671.00	109,671.00
Deputy Prosecuting Attorney III 0010.51.117.5153000.0000.51801.	88,740.00	98,424.00	212,305.00	115,932.00	266,742.00	266,742.00
Legal Secretary VI 0010.51.117.5153000.0000.51828.	55,650.00	63,430.00	153,808.00	80,607.17	175,536.00	175,536.00
Legal Secretary IV 0010.51.117.5153000.0000.51829.	49,188.00	56,904.00	146,448.00	74,760.00	159,216.00	159,216.00
Assistant Chief Deputy 0010.51.117.5153000.0000.51830.	122,728.00	139,179.18	304,754.00	0.00	342,392.00	342,392.00
Deputy Prosecuting Attorney III 0010.51.117.5153000.0000.51878.	107,523.00	103,982.35	249,267.00	85,902.00	192,869.00	192,869.00
Office Assistant III 0010.51.117.5153000.0000.51925.	0.00	0.00	0.00	0.00	0.00	121,248.00
Overtime 0010.51.117.5153000.0000.52102.	4,984.84	3,698.59	0.00	4,410.25	0.00	0.00
Social Security (FICA) 0010.51.117.5153000.0000.52103.	141,322.10	141,572.37	358,051.00	143,263.74	417,603.00	457,412.00
Medical Insurance 0010.51.117.5153000.0000.52104.	389,221.37	370,187.60	786,960.00	354,358.85	824,584.00	923,269.00
Retirement 0010.51.117.5153000.0000.52119.	215,544.85	192,585.78	479,742.00	185,545.61	520,229.00	569,822.00
Paid Family Leave Act 0010.51.117.5153000.0000.53101.	2,739.50	3,074.99	10,298.00	4,086.00	11,896.00	13,030.00
Supplies 0010.51.117.5153000.0000.53111.	13,473.34	15,910.15	39,337.00	18,131.12	39,337.00	39,337.00
Publications 0010.51.117.5153000.0000.53201.	14,480.94	16,556.30	29,460.00	13,836.79	29,460.00	29,460.00

	2021 Actuals	2022 Actuals	2023-2024 Budget	2023 Actuals	2025-2026 Requested	2025-2026 Final Budget
Vehicle Fuel	223.58	1,789.30	3,972.00	1,731.57	3,972.00	0.00
0010.51.117.5153000.0000.53501.						
Minor Equipment & Small Tools	4,534.95	5,304.16	0.00	3,428.13	0.00	0.00
0010.51.117.5153000.0000.53503.						
Computer Software	632.02	1,109.16	0.00	0.00	0.00	0.00
0010.51.117.5153000.0000.53508.						
Computer Replacement	4,272.65	9,633.46	0.00	2,827.47	0.00	0.00
0010.51.117.5153000.0000.54101.						
Legal Services	29,416.93	12,683.10	43,612.00	14,311.89	43,612.00	43,612.00
0010.51.117.5153000.0000.54103.						
Professional Services	45,816.82	60,233.27	150,281.00	125,559.59	150,281.00	150,281.00
0010.51.117.5153000.0000.54109.						
Witness Fees	3,977.85	16,163.79	21,876.00	30,686.33	21,876.00	21,876.00
0010.51.117.5153000.0000.54120.						
Expert Witnesses	3,282.17	-1,200.00	10,000.00	10,000.00	10,000.00	10,000.00
0010.51.117.5153000.0000.54127.						
Evidence & Briefing	7,205.67	7,161.41	20,000.00	17,740.48	20,000.00	20,000.00
0010.51.117.5153000.0000.54201.						
Postage	125.76	2,118.07	17,050.00	7,780.52	17,050.00	17,050.00
0010.51.117.5153000.0000.54202.						
Telephone	0.00	0.00	0.00	0.00	0.00	0.00
0010.51.117.5153000.0000.54315.						
Meals	0.00	7,254.55	15,000.00	7,409.55	15,000.00	15,000.00
0010.51.117.5153000.0000.54503.						
Rentals-Office Equipment	13,675.58	817.74	40,426.00	461.72	1,208.00	1,208.00
0010.51.117.5153000.0000.54506.						
Storage Space	0.00	0.00	0.00	0.00	0.00	0.00
0010.51.117.5153000.0000.54802.						
Repair/Maintenance-Vehicle	0.00	0.00	1,110.00	0.00	1,110.00	1,110.00
0010.51.117.5153000.0000.54905.						
Training	4,272.60	16,389.62	31,517.00	32,507.97	31,517.00	31,517.00
0010.51.117.5153000.0000.54907.						
Other Misc Rentals/Fees	17,618.59	14,799.71	38,000.00	17,324.92	38,000.00	38,000.00
0010.51.117.5153000.0000.93201.						
Fuel Assessment	0.00	0.00	0.00	0.00	0.00	3,679.00
0010.51.117.5153000.0000.93580.						
New Comptr Hardware & Software	0.00	527.50	15,150.00	0.00	0.00	0.00
0010.51.117.5153000.0000.93581.						
IT Computer Replt Assessments	32,472.00	32,475.00	70,463.00	35,231.52	92,982.00	92,982.00
0010.51.117.5153000.0000.94191.						
IT Administration Assessments	644,308.00	644,310.00	849,650.00	424,824.96	910,960.00	910,960.00
0010.51.117.5153000.0000.94491.						

	2021 Actuals	2022 Actuals	2023-2024 Budget	2023 Actuals	2025-2026 Requested	2025-2026 Final Budget
IT Services (New & Budgeted) 0010.51.117.5153000.0000.94503.	0.00	0.00	0.00	0.00	0.00	0.00
IT Supplemental Assessment 0010.51.117.5153000.0000.94591.	0.00	13,092.48	0.00	7,640.78	0.00	0.00
E R & R Replacement Assessment 0010.51.117.5153000.0000.94696.	5,256.00	5,256.00	5,952.00	2,976.00	8,448.00	8,448.00
Workers Comp Assessments 0010.51.117.5153000.0000.94697.	8,942.00	7,969.00	19,234.00	9,617.04	17,599.00	17,599.00
Insurance Mgmt Assessments 0010.51.117.5153000.0000.94699.	28,555.00	28,555.00	94,777.00	47,388.48	168,645.00	168,645.00
Accumulated Leave Assessments 0010.51.117.5153000.0000.94894.	34,255.00	34,255.00	81,907.00	40,953.48	95,530.00	95,530.00
E R & R Vehicle Maintenance GF175311 - GF Kids Haven 0010.51.117.5153110.0000.51358.	2,000.00	2,000.00	11,916.00	5,958.00	3,100.00	3,100.00
Child Interviewer 0010.51.117.5153110.0000.51925.	77,520.00	79,848.00	159,696.00	82,248.00	169,440.00	169,440.00
Overtime 0010.51.117.5153110.0000.52102.	0.00	0.00	0.00	0.00	0.00	0.00
Social Security (FICA) 0010.51.117.5153110.0000.52103.	5,886.70	6,064.89	12,217.00	6,250.31	12,962.00	12,962.00
Medical Insurance 0010.51.117.5153110.0000.52104.	17,266.20	17,061.20	34,071.00	17,372.20	35,295.00	35,295.00
Retirement 0010.51.117.5153110.0000.52119.	9,000.06	8,221.72	16,369.00	8,172.65	16,148.00	16,148.00
Paid Family Leave Act 0010.51.117.5153110.0000.54501.	114.66	132.09	351.00	178.76	369.00	369.00
Office Rent 0010.51.117.5153110.0000.94696.	12,000.00	0.00	30,340.00	0.00	30,340.00	30,340.00
Workers Comp Assessments 0010.51.117.5153110.0000.94697.	0.00	973.00	0.00	0.00	697.00	697.00
Insurance Mgmt Assessments 0010.51.117.5153110.0000.94699.	1,142.00	1,142.00	3,791.00	1,895.52	6,954.00	6,954.00
Accumulated Leave Assessments GF175320 - GF Civil 0010.51.117.5153200.0000.51339.	1,330.00	1,330.00	2,795.00	1,397.52	2,965.00	2,965.00
Legal Secretary VI 0010.51.117.5153200.0000.51342.	59,794.00	67,722.00	161,472.00	83,136.00	175,536.00	175,536.00
Deputy Prosecuting Attorney III 0010.51.117.5153200.0000.51350.	109,080.00	118,692.00	249,988.00	103,045.19	241,956.00	241,956.00
Chief Deputy Civil 0010.51.117.5153200.0000.51353.	159,740.04	161,137.62	325,071.00	168,223.98	365,218.00	365,218.00

	2021 Actuals	2022 Actuals	2023-2024 Budget	2023 Actuals	2025-2026 Requested	2025-2026 Final Budget
Pub Rec Ofcr/Civil Paralegal 0010.51.117.5153200.0000.51360.	57,042.00	60,813.00	128,088.00	89,072.00	196,128.00	196,128.00
Deputy Prosecuting Attorney II 0010.51.117.5153200.0000.51795.	79,356.00	90,433.00	196,462.00	34,545.51	157,960.00	157,960.00
Deputy Prosecuting Attorney III 0010.51.117.5153200.0000.51904.	126,288.00	130,080.00	260,160.00	131,751.00	268,272.00	268,272.00
Trainee - Assistant Chief Dep 0010.51.117.5153200.0000.51925.	0.00	0.00	0.00	0.00	14,500.00	14,500.00
Overtime 0010.51.117.5153200.0000.52102.	-2.62	0.00	0.00	0.00	0.00	0.00
Social Security (FICA) 0010.51.117.5153200.0000.52103.	44,214.07	47,003.63	101,075.00	46,055.89	108,597.00	108,597.00
Medical Insurance 0010.51.117.5153200.0000.52104.	100,018.20	98,741.20	197,223.00	91,027.40	204,567.00	204,567.00
Retirement 0010.51.117.5153200.0000.52119.	68,641.22	64,761.63	135,427.00	60,658.64	135,285.00	135,285.00
Paid Family Leave Act 0010.51.117.5153200.0000.94696.	849.53	1,019.24	2,907.00	1,308.56	3,094.00	3,094.00
Workers Comp Assessments 0010.51.117.5153200.0000.94697.	2,146.00	2,146.00	4,616.00	2,307.96	4,182.00	4,182.00
Insurance Mgmt Assessments 0010.51.117.5153200.0000.94699.	6,853.00	6,853.00	22,747.00	11,373.48	41,726.00	41,726.00
Accumulated Leave Assessments GF175330 - GF Legal Services Administrati 0010.51.117.5153300.0000.51178.	10,276.50	10,276.50	23,122.00	11,561.04	24,842.00	24,842.00
Legal Secretary V 0010.51.117.5153300.0000.51336.	46,648.00	48,626.00	125,506.00	63,506.00	136,836.00	136,836.00
Prosecuting Attorney 0010.51.117.5153300.0000.51341.	199,674.96	201,421.98	406,344.00	210,280.02	456,522.00	456,522.00
Office Administrator 0010.51.117.5153300.0000.52102.	80,952.00	86,292.00	181,764.00	100,649.00	216,240.00	216,240.00
Social Security (FICA) 0010.51.117.5153300.0000.52103.	21,436.94	22,299.14	54,591.00	26,587.67	61,934.00	61,934.00
Medical Insurance 0010.51.117.5153300.0000.52104.	48,219.60	47,554.00	95,012.00	48,520.20	98,684.00	98,684.00
Retirement 0010.51.117.5153300.0000.52119.	38,001.23	34,636.42	73,145.00	37,166.54	77,155.00	77,155.00
Paid Family Leave Act 0010.51.117.5153300.0000.94696.	400.43	470.21	1,570.00	744.20	1,764.00	1,764.00
Workers Comp Assessments 0010.51.117.5153300.0000.94697.	1,073.00	1,073.00	2,308.00	1,154.04	2,091.00	2,091.00
Insurance Mgmt Assessments	3,426.50	3,426.50	11,373.00	5,686.56	20,863.00	20,863.00

	2021 Actuals	2022 Actuals	2023-2024 Budget	2023 Actuals	2025-2026 Requested	2025-2026 Final Budget
0010.51.117.5153300.0000.94699. Accumulated Leave Assessments GF175370 - GF PA Blake	5,746.50	5,746.50	12,488.00	6,243.96	14,168.00	14,168.00
0010.51.117.5153570.0000.51388. Deputy Prosecuting Attorney II	26,004.00	59,517.64	173,144.00	70,343.36	223,920.00	223,920.00
0010.51.117.5153570.0000.51905. Temporary Help	0.00	0.00	0.00	5,600.00	17,500.00	17,500.00
0010.51.117.5153570.0000.51925. Overtime	11,889.93	49,983.81	90,000.00	22,327.73	72,500.00	72,500.00
0010.51.117.5153570.0000.52102. Social Security (FICA)	2,884.67	8,316.59	20,131.00	6,934.24	24,015.00	24,015.00
0010.51.117.5153570.0000.52103. Medical Insurance	5,773.95	12,772.80	34,071.00	12,735.40	35,295.00	35,295.00
0010.51.117.5153570.0000.52104. Retirement	3,884.13	10,943.85	26,972.00	9,091.03	29,917.00	29,917.00
0010.51.117.5153570.0000.52119. Paid Family Leave Act	57.07	178.38	579.00	213.54	684.00	684.00
0010.51.117.5153570.0000.53101. Supplies	0.00	0.00	4,070.00	0.00	4,070.00	4,070.00
0010.51.117.5153570.0000.53501. Minor Equipment & Small Tools	0.00	0.00	0.00	0.00	0.00	0.00
0010.51.117.5153570.0000.53508. Computer Replacement	1,057.87	0.00	0.00	0.00	0.00	0.00
0010.51.117.5153570.0000.54202. Telephone	0.00	0.00	0.00	0.00	0.00	0.00
0010.51.117.5153570.0000.94696. Workers Comp Assessments	0.00	0.00	0.00	0.00	697.00	697.00
0010.51.117.5153570.0000.94697. Insurance Mgmt Assessments	0.00	0.00	0.00	0.00	6,954.00	6,954.00
0010.51.117.5153570.0000.94699. Accumulated Leave Assessments GF175810 - GF Child Support	0.00	0.00	0.00	0.00	5,494.00	5,494.00
0010.51.117.5158100.0000.51142. Legal Secretary IV	0.00	9,325.49	111,576.00	0.00	0.00	0.00
0010.51.117.5158100.0000.51191. Legal Secretary IV	0.00	0.00	111,576.00	0.00	0.00	0.00
0010.51.117.5158100.0000.51334. Legal Secretary III	48,179.33	44,098.00	113,851.00	57,603.00	132,565.00	132,565.00
0010.51.117.5158100.0000.51346. Child Support Supervisor	55,920.05	54,311.68	106,312.00	72,256.00	165,176.00	165,176.00
0010.51.117.5158100.0000.51352. Legal Secretary III	43,356.00	26,532.00	114,826.00	58,428.00	134,460.00	134,460.00

	2021 Actuals	2022 Actuals	2023-2024 Budget	2023 Actuals	2025-2026 Requested	2025-2026 Final Budget
0010.51.117.5158100.0000.51363. Deputy Prosecuting Attorney II	94,260.00	101,639.00	217,841.00	110,241.00	267,507.00	267,507.00
0010.51.117.5158100.0000.51364. Legal Secretary I	24,195.13	34,017.42	94,188.00	46,291.16	106,282.00	106,282.00
0010.51.117.5158100.0000.51797. Legal Secretary III	37,373.00	42,315.06	115,151.00	57,777.76	134,081.00	134,081.00
0010.51.117.5158100.0000.51798. Deputy Prosecuting Attorney II	72,807.00	83,024.00	181,797.00	92,021.00	223,281.00	223,281.00
0010.51.117.5158100.0000.52102. Social Security (FICA)	30,117.19	28,605.14	89,285.00	37,534.92	88,996.00	88,996.00
0010.51.117.5158100.0000.52103. Medical Insurance	100,812.60	102,678.00	263,434.00	107,205.40	218,262.00	218,262.00
0010.51.117.5158100.0000.52104. Retirement	43,679.48	40,599.06	119,630.00	49,119.19	110,867.00	110,867.00
0010.51.117.5158100.0000.52119. Paid Family Leave Act	555.48	655.89	2,568.00	1,075.13	2,535.00	2,535.00
0010.51.117.5158100.0000.52121. Voluntary Early Retirement Pgrm	20,000.00	0.00	0.00	0.00	0.00	0.00
0010.51.117.5158100.0000.53101. Supplies	4,914.55	2,167.21	16,000.00	3,529.88	54,919.00	54,919.00
0010.51.117.5158100.0000.53501. Minor Equipment & Small Tools	0.00	0.00	0.00	0.00	0.00	0.00
0010.51.117.5158100.0000.54102. Contract Services	0.00	0.00	0.00	0.00	0.00	0.00
0010.51.117.5158100.0000.54103. Professional Services	8,283.21	13,731.29	52,100.00	15,178.70	52,100.00	52,100.00
0010.51.117.5158100.0000.54201. Postage	0.00	0.00	14,000.00	0.00	14,000.00	14,000.00
0010.51.117.5158100.0000.54315. Meals	0.00	0.00	2,000.00	307.80	2,000.00	2,000.00
0010.51.117.5158100.0000.54503. Rentals-Office Equipment	4,075.26	212.78	20,000.00	391.32	20,000.00	20,000.00
0010.51.117.5158100.0000.54901. Association Dues	956.00	0.00	1,500.00	0.00	1,500.00	1,500.00
0010.51.117.5158100.0000.54905. Training	0.00	0.00	4,400.00	44.19	4,400.00	4,400.00
0010.51.117.5158100.0000.54906. Print/Bindery	0.00	0.00	1,600.00	0.00	1,600.00	1,600.00
0010.51.117.5158100.0000.54907. Other Misc Rentals/Fees	2,829.74	2,421.46	5,500.00	3,183.51	5,500.00	5,500.00
0010.51.117.5158100.0000.94503. IT Supplemental Assessment	0.00	3,552.72	0.00	2,665.80	0.00	0.00

	2021 Actuals	2022 Actuals	2023-2024 Budget	2023 Actuals	2025-2026 Requested	2025-2026 Final Budget	
0010.51.117.5158100.0000.94696.							
Workers Comp Assessments	3,934.50	3,934.50	6,924.00	3,462.00	5,576.00	5,576.00	
0010.51.117.5158100.0000.94697.							
Insurance Mgmt Assessments	12,564.00	12,564.00	41,702.00	20,850.96	55,635.00	55,635.00	
0010.51.117.5158100.0000.94699.							
Accumulated Leave Assessments	8,728.50	8,728.50	20,424.00	10,212.00	13,205.00	13,205.00	
GF179115 - GF 117 Debt Principal							
0010.91.117.5911500.0000.57800.							
Debt Service Principal	0.00	9,455.26	0.00	11,711.29	0.00	0.00	
GF179215 - GF 117 Debt Interest							
0010.92.117.5921500.0000.58300.							
Debt Service Interest	0.00	1,797.11	0.00	1,100.27	0.00	0.00	
118 - Sheriff Administration							2,746,849.00
GF181100 - GF Law Enforcement Administrat							
0010.52.118.5211000.0000.51133.							
Trainee	0.00	0.00	0.00	0.00	0.00	0.00	
0010.52.118.5211000.0000.51366.							
Sheriff	115,432.81	134,811.00	258,443.00	127,941.96	269,876.00	269,876.00	
0010.52.118.5211000.0000.51367.							
Undersheriff	131,952.89	137,339.76	333,662.00	174,333.60	359,478.00	359,478.00	
0010.52.118.5211000.0000.51368.							
Lieutenant Community Service	0.00	0.00	0.00	0.00	0.00	0.00	
0010.52.118.5211000.0000.51371.							
Deputy Civil Investigator	63,747.33	83,774.97	201,387.00	62,264.16	220,614.00	220,614.00	
0010.52.118.5211000.0000.51373.							
Administrative Clerk	47,493.00	36,669.50	99,105.00	49,214.49	117,606.00	117,606.00	
0010.52.118.5211000.0000.51376.							
Records Clerk	72,999.00	54,739.36	100,220.00	50,031.05	115,594.00	115,594.00	
0010.52.118.5211000.0000.51378.							
Chief Financial Officer	84,278.00	89,863.44	189,233.00	95,789.00	215,092.00	215,092.00	
0010.52.118.5211000.0000.51561.							
Accreditation Manager	0.00	0.00	0.00	61,807.79	132,768.00	132,768.00	
0010.52.118.5211000.0000.51925.							
Overtime	1,170.29	3,611.91	4,590.00	2,120.67	4,590.00	4,590.00	
0010.52.118.5211000.0000.51929.							
Evidence Technician	44,792.57	55,041.43	116,202.00	56,990.34	132,555.00	132,555.00	
0010.52.118.5211000.0000.51935.							
Holiday	3,767.27	4,276.33	17,785.00	1,044.03	17,785.00	17,785.00	
0010.52.118.5211000.0000.52102.							
Social Security (FICA)	43,003.05	45,670.81	103,231.00	51,171.39	121,326.00	121,326.00	
0010.52.118.5211000.0000.52103.							
Medical Insurance	101,504.07	107,564.20	208,847.00	118,927.89	255,176.00	255,176.00	

	2021 Actuals	2022 Actuals	2023-2024 Budget	2023 Actuals	2025-2026 Requested	2025-2026 Final Budget
0010.52.118.5211000.0000.52104. Retirement	45,954.19	43,727.19	99,153.00	50,723.16	114,610.00	114,610.00
0010.52.118.5211000.0000.52105. Uniforms & Accessories	5,006.11	5,545.91	8,960.00	7,299.78	8,960.00	8,960.00
0010.52.118.5211000.0000.52106. Uniform Laundry	566.78	642.44	1,655.00	803.09	1,655.00	1,655.00
0010.52.118.5211000.0000.52119. Paid Family Leave Act	836.17	994.80	2,905.00	1,455.29	3,456.00	3,456.00
0010.52.118.5211000.0000.52121. Voluntary Early Retirement Pgrm	20,000.00	0.00	0.00	0.00	0.00	0.00
0010.52.118.5211000.0000.53101. Supplies	1,418.95	1,311.22	4,360.00	93.13	0.00	0.00
0010.52.118.5211000.0000.53106. Operating Supplies	955.50	3,241.90	5,927.00	4,907.32	10,287.00	10,287.00
0010.52.118.5211000.0000.53111. Publications	782.57	1,328.83	600.00	0.00	600.00	600.00
0010.52.118.5211000.0000.53124. Employee Recognition Supplies	0.00	373.74	200.00	230.09	200.00	200.00
0010.52.118.5211000.0000.53201. Vehicle Fuel	3,735.00	5,634.74	15,752.00	6,381.04	13,752.00	0.00
0010.52.118.5211000.0000.53501. Minor Equipment & Small Tools	6,190.45	1,843.23	7,378.00	177.12	4,378.00	4,378.00
0010.52.118.5211000.0000.53508. Computer Replacement	410.50	0.00	0.00	3,225.89	3,000.00	1,000.00
0010.52.118.5211000.0000.54102. Contract Services	4,684.08	6,876.97	2,250.00	10,228.67	10,650.00	10,650.00
0010.52.118.5211000.0000.54103. Professional Services	4,071.47	2,186.36	3,480.00	1,134.33	3,480.00	3,480.00
0010.52.118.5211000.0000.54107. Messenger Service UPS	580.00	540.00	1,440.00	495.00	1,440.00	1,440.00
0010.52.118.5211000.0000.54201. Postage	0.00	12.10	2,700.00	11.85	1,200.00	1,200.00
0010.52.118.5211000.0000.54202. Telephone	0.00	0.00	1,000.00	0.00	1,000.00	1,000.00
0010.52.118.5211000.0000.54301. Travel	3,134.79	4,948.30	9,000.00	223.72	9,000.00	9,000.00
0010.52.118.5211000.0000.54315. Meals	496.80	1,594.09	1,500.00	941.12	1,500.00	1,500.00
0010.52.118.5211000.0000.54503. Rentals-Office Equipment	571.56	0.00	2,300.00	0.00	0.00	0.00
0010.52.118.5211000.0000.54510. Rentals-Postage Meter	1,291.97	1,212.05	4,352.00	0.00	0.00	0.00

	2021 Actuals	2022 Actuals	2023-2024 Budget	2023 Actuals	2025-2026 Requested	2025-2026 Final Budget
0010.52.118.5211000.0000.54724. BI-PIN	1,251.68	2,388.39	4,605.00	1,917.84	4,177.00	4,177.00
0010.52.118.5211000.0000.54725. Washington State Patrol Svcs	72.00	36.00	400.00	18.00	400.00	400.00
0010.52.118.5211000.0000.54727. EDC-800 MHZ User Fees	2,659.68	2,060.47	7,819.00	2,943.60	8,445.00	8,445.00
0010.52.118.5211000.0000.54728. Secomm	8,960.00	8,835.78	31,506.00	16,322.04	35,161.00	35,161.00
0010.52.118.5211000.0000.54733. 800 MHZ System Upgrade	0.00	1,948.00	2,684.00	1,196.00	2,574.00	2,574.00
0010.52.118.5211000.0000.54802. Repair/Maintenance-Vehicle	0.00	51.04	1,800.00	0.00	1,800.00	1,800.00
0010.52.118.5211000.0000.54805. Service/Maintenance Agreements	0.00	0.00	2,430.00	0.00	2,430.00	2,430.00
0010.52.118.5211000.0000.54901. Association Dues	1,440.00	1,950.00	5,220.00	1,190.00	5,220.00	5,220.00
0010.52.118.5211000.0000.54905. Training	1,125.00	3,830.00	6,250.00	1,345.00	6,250.00	6,250.00
0010.52.118.5211000.0000.54906. Print/Bindery	0.00	0.00	1,400.00	444.96	1,400.00	1,400.00
0010.52.118.5211000.0000.54907. Other Misc Rentals/Fees	1,694.59	836.85	4,000.00	614.92	0.00	0.00
0010.52.118.5211000.0000.54924. Employee Recognition Costs	1,854.08	3,144.29	5,500.00	1,148.65	3,500.00	3,500.00
0010.52.118.5211000.0000.55114. Washington State Patrol Svcs	0.00	0.00	0.00	0.00	0.00	0.00
0010.52.118.5211000.0000.93201. Fuel Assessment	0.00	0.00	0.00	0.00	0.00	12,556.00
0010.52.118.5211000.0000.93580. New Comptr Hardware & Software	0.00	0.00	0.00	0.00	0.00	0.00
0010.52.118.5211000.0000.93581. IT Computer Repl Assessments	13,924.00	13,926.00	12,087.00	6,043.56	18,842.00	18,842.00
0010.52.118.5211000.0000.94191. IT Administration Assessments	30,376.00	30,372.00	191,045.00	95,522.52	202,552.00	202,552.00
0010.52.118.5211000.0000.94503. IT Supplemental Assessment	0.00	1,917.43	0.00	1,540.71	0.00	0.00
0010.52.118.5211000.0000.94696. Workers Comp Assessments	21,905.00	21,905.00	34,614.00	17,307.00	38,697.00	38,697.00
0010.52.118.5211000.0000.94697. Insurance Mgmt Assessments	56,286.00	56,286.00	144,448.00	72,224.04	222,713.00	222,713.00
0010.52.118.5211000.0000.94699. Accumulated Leave Assessments	10,877.00	10,877.00	23,111.00	11,555.52	27,754.00	27,754.00

	2021 Actuals	2022 Actuals	2023-2024 Budget	2023 Actuals	2025-2026 Requested	2025-2026 Final Budget
0010.52.118.5211000.0000.94894.						
E R & R Vehicle Maintenance	4,123.00	4,123.00	13,107.00	6,553.56	16,502.00	16,502.00
GF181310 - GF Court Security						
0010.52.118.5213100.0000.51905.						
Temporary Help	0.00	0.00	0.00	0.00	0.00	0.00
0010.52.118.5213100.0000.51913.						
Custody Officer	0.00	0.00	0.00	0.00	0.00	0.00
0010.52.118.5213100.0000.51925.						
Overtime	0.00	0.00	0.00	0.00	0.00	0.00
0010.52.118.5213100.0000.51935.						
Holiday	0.00	0.00	0.00	0.00	0.00	0.00
0010.52.118.5213100.0000.52102.						
Social Security (FICA)	0.00	0.00	0.00	0.00	0.00	0.00
0010.52.118.5213100.0000.52103.						
Medical Insurance	0.00	0.00	0.00	0.00	0.00	0.00
0010.52.118.5213100.0000.52104.						
Retirement	0.00	0.00	0.00	0.00	0.00	0.00
0010.52.118.5213100.0000.52105.						
Uniforms & Accessories	0.00	0.00	0.00	0.00	0.00	0.00
0010.52.118.5213100.0000.52106.						
Uniform Laundry	0.00	0.00	0.00	0.00	0.00	0.00
0010.52.118.5213100.0000.52119.						
Paid Family Leave Act	0.00	0.00	0.00	0.00	0.00	0.00
0010.52.118.5213100.0000.53106.						
Operating Supplies	0.00	0.00	0.00	0.00	0.00	0.00
0010.52.118.5213100.0000.54301.						
Travel	0.00	0.00	0.00	0.00	0.00	0.00
0010.52.118.5213100.0000.54905.						
Training	0.00	0.00	0.00	0.00	0.00	0.00
0010.52.118.5213100.0000.55119.						
EDC-800 MHZ User Fees	0.00	0.00	0.00	0.00	0.00	0.00
0010.52.118.5213100.0000.94696.						
Workers Comp Assessments	0.00	0.00	0.00	0.00	0.00	0.00
0010.52.118.5213100.0000.94697.						
Insurance Mgmt Assessments	0.00	0.00	0.00	0.00	0.00	0.00
0010.52.118.5213100.0000.94699.						
Accumulated Leave Assessments	0.00	0.00	0.00	0.00	0.00	0.00
119 - Sheriff Clerk & Records						1,354,491.00
GF191220 - GF Boat Patrol						
0010.52.119.5212200.0000.51372.						
Records Clerk	53,598.00	42,565.90	91,992.00	43,608.19	101,022.00	101,022.00
0010.52.119.5212200.0000.51381.						

	2021 Actuals	2022 Actuals	2023-2024 Budget	2023 Actuals	2025-2026 Requested	2025-2026 Final Budget
Records Sergeant 0010.52.119.5212200.0000.51382.	55,465.00	55,772.19	120,828.00	59,401.09	137,310.00	137,310.00
Records Clerk 0010.52.119.5212200.0000.51383.	0.00	0.00	0.00	0.00	0.00	0.00
Records Clerk 0010.52.119.5212200.0000.51384.	44,912.00	36,610.68	101,074.00	34,384.40	98,451.00	98,451.00
Records Clerk 0010.52.119.5212200.0000.51385.	51,443.88	37,027.36	89,388.00	44,058.36	94,860.00	94,860.00
Records Clerk 0010.52.119.5212200.0000.51386.	54,498.00	55,759.67	112,128.00	34,208.96	97,335.00	97,335.00
Records Clerk 0010.52.119.5212200.0000.51429.	0.00	0.00	0.00	0.00	0.00	0.00
Records Clerk 0010.52.119.5212200.0000.51549.	22,491.18	22,916.16	89,133.00	43,949.00	101,889.00	101,889.00
Criminologist 0010.52.119.5212200.0000.51925.	60,390.00	46,225.98	125,136.00	0.00	0.00	0.00
Overtime 0010.52.119.5212200.0000.51930.	2,632.02	5,680.97	6,360.00	3,269.51	6,360.00	6,360.00
Temporary Supervisor Pay 0010.52.119.5212200.0000.51935.	0.00	0.00	600.00	0.00	600.00	600.00
Holiday 0010.52.119.5212200.0000.52102.	413.72	1,682.47	38,750.00	501.49	38,750.00	38,750.00
Social Security (FICA) 0010.52.119.5212200.0000.52103.	26,582.04	23,483.24	59,318.00	20,288.43	51,758.00	51,758.00
Medical Insurance 0010.52.119.5212200.0000.52104.	91,415.49	86,801.30	195,877.00	76,296.22	161,807.00	161,807.00
Retirement 0010.52.119.5212200.0000.52105.	40,096.75	31,271.22	79,477.00	26,132.18	66,981.00	66,981.00
Uniforms & Accessories 0010.52.119.5212200.0000.52106.	4,519.34	3,021.40	4,586.00	3,633.14	4,586.00	4,586.00
Uniform Laundry 0010.52.119.5212200.0000.52119.	792.47	896.85	2,314.00	1,122.87	2,314.00	2,314.00
Paid Family Leave Act 0010.52.119.5212200.0000.53106.	510.93	500.97	1,706.00	572.50	1,474.00	1,474.00
Operating Supplies 0010.52.119.5212200.0000.53201.	3,487.06	6,142.85	10,861.00	5,678.74	10,861.00	10,861.00
Vehicle Fuel 0010.52.119.5212200.0000.53501.	131.64	287.01	540.00	206.97	540.00	0.00
Minor Equipment & Small Tools 0010.52.119.5212200.0000.53508.	688.73	3,882.89	5,997.00	869.58	3,997.00	3,997.00
Computer Replacement 0010.52.119.5212200.0000.54102.	0.00	0.00	0.00	0.00	2,000.00	2,000.00

	2021 Actuals	2022 Actuals	2023-2024 Budget	2023 Actuals	2025-2026 Requested	2025-2026 Final Budget
Contract Services 0010.52.119.5212200.0000.54103.	0.00	0.00	0.00	0.00	6,100.00	6,100.00
Professional Services 0010.52.119.5212200.0000.54201.	3,936.81	0.00	4,700.00	7,064.88	4,700.00	4,700.00
Postage 0010.52.119.5212200.0000.54301.	0.00	0.00	666.00	29.96	666.00	666.00
Travel 0010.52.119.5212200.0000.54315.	634.25	1,089.69	4,800.00	417.88	4,800.00	4,800.00
Meals 0010.52.119.5212200.0000.54503.	0.00	152.95	0.00	445.75	0.00	0.00
Rentals-Office Equipment 0010.52.119.5212200.0000.54510.	496.56	0.00	3,100.00	0.00	0.00	0.00
Rentals-Postage Meter 0010.52.119.5212200.0000.54724.	633.07	658.56	1,740.00	1,265.28	1,740.00	1,740.00
BI-PIN 0010.52.119.5212200.0000.54725.	38,168.56	43,379.44	94,400.00	39,314.36	85,630.00	85,630.00
Washington State Patrol Svcs 0010.52.119.5212200.0000.54729.	528.00	343.50	1,834.00	132.00	1,834.00	1,834.00
Background Checks - WSP 0010.52.119.5212200.0000.54901.	13,002.00	15,103.75	46,000.00	15,737.50	46,000.00	46,000.00
Association Dues 0010.52.119.5212200.0000.54905.	0.00	0.00	450.00	25.00	450.00	450.00
Training 0010.52.119.5212200.0000.54906.	1,249.00	2,220.00	3,400.00	868.16	3,400.00	3,400.00
Print/Bindery 0010.52.119.5212200.0000.54907.	0.00	0.00	503.00	289.79	503.00	503.00
Other Misc Rentals/Fees 0010.52.119.5212200.0000.54908.	1,528.30	618.77	3,500.00	215.02	500.00	500.00
Licenses & Special Fees 0010.52.119.5212200.0000.55114.	0.00	113.00	250.00	100.00	250.00	250.00
Washington State Patrol Svcs 0010.52.119.5212200.0000.93201.	0.00	0.00	0.00	0.00	0.00	0.00
Fuel Assessment 0010.52.119.5212200.0000.93581.	0.00	0.00	0.00	0.00	0.00	516.00
IT Computer Repl Assessment 0010.52.119.5212200.0000.94191.	0.00	0.00	0.00	0.00	0.00	0.00
IT Administration Assessments 0010.52.119.5212200.0000.94503.	29,248.00	29,249.00	106,808.00	53,403.96	105,879.00	105,879.00
IT Supplemental Assessment 0010.52.119.5212200.0000.94696.	0.00	1,714.67	0.00	0.00	0.00	0.00
Workers Comp Assessments 0010.52.119.5212200.0000.94697.	6,661.00	6,661.00	4,211.00	2,105.52	4,039.00	4,039.00

	2021 Actuals	2022 Actuals	2023-2024 Budget	2023 Actuals	2025-2026 Requested	2025-2026 Final Budget
0010.52.120.5213100.0000.52119. Paid Family Leave Act	0.00	0.00	0.00	0.00	0.00	0.00
0010.52.120.5213100.0000.53106. Operating Supplies	0.00	0.00	0.00	0.00	0.00	0.00
0010.52.120.5213100.0000.54727. EDC-800 MHZ User Fees	0.00	0.00	0.00	0.00	0.00	0.00
0010.52.120.5213100.0000.54905. Training	0.00	0.00	0.00	0.00	0.00	0.00
0010.52.120.5213100.0000.55119. EDC-800 MHZ User Fees	0.00	0.00	0.00	0.00	0.00	0.00
0010.52.120.5213100.0000.94696. Workers Comp Assessments	0.00	0.00	0.00	0.00	0.00	0.00
0010.52.120.5213100.0000.94697. Insurance Mgmt Assessments	0.00	0.00	0.00	0.00	0.00	0.00
0010.52.120.5213100.0000.94699. Accumulated Leave Assessments	0.00	0.00	0.00	0.00	0.00	0.00
GF203210 - GF 120 Monitoring of Prisoners						
0010.52.120.5232100.0000.51407. Custody Officer	71,856.00	74,796.23	0.00	0.00	0.00	0.00
0010.52.120.5232100.0000.51516. Jail Records Clerk	35,828.00	42,878.67	90,672.00	44,554.00	103,055.00	103,055.00
0010.52.120.5232100.0000.51925. Overtime	0.00	112.69	0.00	0.00	0.00	0.00
0010.52.120.5232100.0000.51935. Holiday	3,955.56	3,997.30	9,144.00	224.25	9,144.00	9,144.00
0010.52.120.5232100.0000.52102. Social Security (FICA)	8,162.78	8,923.50	7,636.00	3,418.16	8,583.00	8,583.00
0010.52.120.5232100.0000.52103. Medical Insurance	27,802.36	30,283.44	26,968.00	13,483.92	26,968.00	26,968.00
0010.52.120.5232100.0000.52104. Retirement	13,051.03	12,540.97	10,589.00	4,452.62	11,108.00	11,108.00
0010.52.120.5232100.0000.52106. Uniform Laundry	178.68	121.66	463.00	0.00	463.00	463.00
0010.52.120.5232100.0000.52119. Paid Family Leave Act	165.21	201.88	220.00	97.46	245.00	245.00
0010.52.120.5232100.0000.53109. Jail Clothing	0.00	0.00	0.00	0.00	0.00	0.00
0010.52.120.5232100.0000.53128. Home Monitoring Supplies	0.00	0.00	0.00	0.00	0.00	0.00
0010.52.120.5232100.0000.53129. Work Release Supplies	307.16	232.74	2,700.00	0.00	2,700.00	2,700.00
0010.52.120.5232100.0000.54915.						

	2021 Actuals	2022 Actuals	2023-2024 Budget	2023 Actuals	2025-2026 Requested	2025-2026 Final Budget
Home Monitoring System 0010.52.120.5232100.0000.54928.	2,675.38	0.00	0.00	0.00	0.00	0.00
Home Monitoring Services 0010.52.120.5232100.0000.54934.	0.00	0.00	0.00	0.00	0.00	0.00
Work Release Services 0010.52.120.5232100.0000.94696.	0.00	0.00	1,450.00	0.00	1,450.00	1,450.00
Workers Comp Assessments 0010.52.120.5232100.0000.94697.	16,477.00	0.00	9,608.00	4,803.96	11,069.00	11,069.00
Insurance Mgmt Assessments 0010.52.120.5232100.0000.94699.	11,047.00	11,047.00	22,491.00	11,245.56	20,791.00	20,791.00
Accumulated Leave Assessments GF203291 - GF Work Crew #1 0010.52.120.5232910.0000.51743.	2,062.50	2,062.50	4,478.00	2,238.96	1,963.00	1,963.00
Custody Officer 0010.52.120.5232910.0000.51925.	0.00	0.00	0.00	0.00	157,560.00	157,560.00
Overtime 0010.52.120.5232910.0000.51935.	0.00	0.00	0.00	0.00	1,064.00	1,064.00
Holiday 0010.52.120.5232910.0000.52102.	0.00	0.00	0.00	0.00	7,031.00	7,031.00
Social Security (FICA) 0010.52.120.5232910.0000.52103.	0.00	0.00	0.00	0.00	12,673.00	12,673.00
Medical Insurance 0010.52.120.5232910.0000.52104.	0.00	0.00	0.00	0.00	36,690.00	36,690.00
Retirement 0010.52.120.5232910.0000.52105.	0.00	0.00	0.00	0.00	16,400.00	16,400.00
Uniforms & Accessories 0010.52.120.5232910.0000.52106.	0.00	0.00	0.00	0.00	600.00	600.00
Uniform Laundry 0010.52.120.5232910.0000.52119.	0.00	0.00	0.00	0.00	232.00	232.00
Paid Family Leave Act 0010.52.120.5232910.0000.53106.	0.00	0.00	0.00	0.00	361.00	361.00
Operating Supplies 0010.52.120.5232910.0000.53201.	0.00	0.00	0.00	0.00	1,930.00	1,930.00
Vehicle Fuel 0010.52.120.5232910.0000.53501.	0.00	0.00	0.00	0.00	7,204.00	0.00
Minor Equipment & Small Tools 0010.52.120.5232910.0000.54103.	0.00	0.00	0.00	0.00	3,000.00	3,000.00
Professional Services 0010.52.120.5232910.0000.54727.	0.00	0.00	0.00	0.00	898.00	898.00
EDC-800 MHZ User Fees 0010.52.120.5232910.0000.54802.	0.00	0.00	0.00	0.00	2,815.00	2,815.00
Repair/Maintenance-Vehicle	0.00	0.00	0.00	0.00	750.00	750.00

	2021 Actuals	2022 Actuals	2023-2024 Budget	2023 Actuals	2025-2026 Requested	2025-2026 Final Budget
0010.52.120.5232910.0000.55119. EDC-800 MHZ User Fees	0.00	0.00	0.00	0.00	550.00	550.00
0010.52.120.5232910.0000.93201. Fuel Assessment	0.00	0.00	0.00	0.00	0.00	6,570.00
0010.52.120.5232910.0000.94191. IT Administration Assessments	0.00	0.00	0.00	0.00	3,049.00	3,049.00
0010.52.120.5232910.0000.94696. Workers Comp Assessments	0.00	0.00	0.00	0.00	11,069.00	11,069.00
0010.52.120.5232910.0000.94697. Insurance Mgmt Assessments	0.00	0.00	0.00	0.00	74,450.00	74,450.00
0010.52.120.5232910.0000.94699. Accumulated Leave Assessments	0.00	0.00	0.00	0.00	3,009.00	3,010.00
0010.52.120.5232910.0000.94894. E R & R Vehicle Maintenance	0.00	0.00	0.00	0.00	1,276.00	1,276.00
GF203292 - GF Work Crew #2						
0010.52.120.5232920.0000.51812. Custody Officer	71,856.00	74,517.82	155,568.00	76,848.00	158,280.00	158,280.00
0010.52.120.5232920.0000.51925. Overtime	0.00	470.19	1,064.00	0.00	1,064.00	1,064.00
0010.52.120.5232920.0000.51935. Holiday	4,525.55	4,386.23	7,031.00	3,843.70	7,031.00	7,031.00
0010.52.120.5232920.0000.52102. Social Security (FICA)	5,510.40	5,739.17	12,520.00	5,802.81	12,728.00	12,728.00
0010.52.120.5232920.0000.52103. Medical Insurance	16,498.65	16,799.52	33,462.00	17,622.84	36,690.00	36,690.00
0010.52.120.5232920.0000.52104. Retirement	8,605.79	8,280.67	17,005.00	8,211.13	16,471.00	16,471.00
0010.52.120.5232920.0000.52105. Uniforms & Accessories	0.00	0.00	600.00	0.00	600.00	600.00
0010.52.120.5232920.0000.52106. Uniform Laundry	0.00	0.00	232.00	0.00	232.00	232.00
0010.52.120.5232920.0000.52119. Paid Family Leave Act	112.98	131.09	360.00	175.42	360.00	360.00
0010.52.120.5232920.0000.53106. Operating Supplies	860.73	951.51	1,930.00	1,609.52	1,930.00	1,930.00
0010.52.120.5232920.0000.53201. Vehicle Fuel	2,605.16	1,618.04	7,204.00	4,669.35	7,204.00	0.00
0010.52.120.5232920.0000.53501. Minor Equipment & Small Tools	0.00	0.00	3,000.00	363.27	3,000.00	3,000.00
0010.52.120.5232920.0000.54103. Professional Services	0.00	0.00	898.00	3,866.81	898.00	898.00
0010.52.120.5232920.0000.54727.						

	2021 Actuals	2022 Actuals	2023-2024 Budget	2023 Actuals	2025-2026 Requested	2025-2026 Final Budget
EDC-800 MHZ User Fees 0010.52.120.5232920.0000.54802.	0.00	0.00	2,606.00	0.00	2,815.00	2,815.00
Repair/Maintenance-Vehicle 0010.52.120.5232920.0000.54906.	0.00	0.00	750.00	0.00	750.00	750.00
Print/Bindery 0010.52.120.5232920.0000.55119.	0.00	0.00	550.00	0.00	550.00	550.00
EDC-800 MHZ User Fees 0010.52.120.5232920.0000.93201.	0.00	0.00	0.00	0.00	0.00	0.00
Fuel Assessment 0010.52.120.5232920.0000.94191.	0.00	0.00	0.00	0.00	0.00	6,570.00
IT Administration Assessments 0010.52.120.5232920.0000.94696.	1,336.00	1,339.00	2,772.00	1,386.00	3,049.00	3,049.00
Workers Comp Assessments 0010.52.120.5232920.0000.94697.	10,231.50	10,231.50	10,777.00	5,388.48	12,443.00	12,443.00
Insurance Mgmt Assessments 0010.52.120.5232920.0000.94699.	42,249.50	42,249.50	71,155.00	35,577.48	74,450.00	74,450.00
Accumulated Leave Assessments 0010.52.120.5232920.0000.94894.	1,304.50	1,304.50	2,864.00	1,431.96	2,912.00	2,912.00
E R & R Vehicle Maintenance GF203294 - GF Work Crew #4 0010.52.120.5232940.0000.51814.	2,857.52	2,857.48	3,956.00	1,977.96	2,551.00	2,551.00
Custody Officer 0010.52.120.5232940.0000.51925.	0.00	0.00	121,728.00	51,202.00	158,280.00	158,280.00
Overtime 0010.52.120.5232940.0000.51935.	0.00	0.00	1,064.00	0.00	1,064.00	1,064.00
Holiday 0010.52.120.5232940.0000.52102.	0.00	0.00	5,230.00	4,762.83	5,230.00	5,230.00
Social Security (FICA) 0010.52.120.5232940.0000.52103.	0.00	0.00	9,794.00	4,046.61	12,590.00	12,590.00
Medical Insurance 0010.52.120.5232940.0000.52104.	0.00	0.00	33,462.00	11,770.44	36,690.00	36,690.00
Retirement 0010.52.120.5232940.0000.52105.	0.00	0.00	13,301.00	5,583.17	16,293.00	16,293.00
Uniforms & Accessories 0010.52.120.5232940.0000.52106.	0.00	0.00	550.00	0.00	550.00	550.00
Uniform Laundry 0010.52.120.5232940.0000.52119.	0.00	0.00	232.00	0.00	232.00	232.00
Paid Family Leave Act 0010.52.120.5232940.0000.53106.	0.00	0.00	282.00	121.53	359.00	359.00
Operating Supplies 0010.52.120.5232940.0000.53201.	0.00	159.83	4,650.00	1,620.38	4,650.00	4,650.00
Vehicle Fuel	159.62	2,882.36	7,796.00	3,025.03	7,796.00	0.00

	2021 Actuals	2022 Actuals	2023-2024 Budget	2023 Actuals	2025-2026 Requested	2025-2026 Final Budget
0010.52.120.5232960.0000.52104. Retirement	0.00	0.00	0.00	0.00	0.00	0.00
0010.52.120.5232960.0000.52105. Uniforms & Accessories	0.00	0.00	0.00	0.00	0.00	0.00
0010.52.120.5232960.0000.52106. Uniform Laundry	0.00	0.00	0.00	0.00	0.00	0.00
0010.52.120.5232960.0000.53106. Operating Supplies	0.00	0.00	0.00	0.00	0.00	0.00
0010.52.120.5232960.0000.53201. Vehicle Fuel	0.00	0.00	0.00	0.00	0.00	0.00
0010.52.120.5232960.0000.53501. Minor Equipment & Small Tools	0.00	0.00	0.00	0.00	0.00	0.00
0010.52.120.5232960.0000.54103. Professional Services	0.00	0.00	0.00	0.00	0.00	0.00
0010.52.120.5232960.0000.54727. EDC-800 MHZ User Fees	0.00	0.00	0.00	0.00	0.00	0.00
0010.52.120.5232960.0000.54802. Repair/Maintenance-Vehicle	0.00	0.00	0.00	0.00	0.00	0.00
0010.52.120.5232960.0000.54906. Print/Bindery	0.00	0.00	0.00	0.00	0.00	0.00
0010.52.120.5232960.0000.55119. EDC-800 MHZ User Fees	0.00	0.00	0.00	0.00	0.00	0.00
0010.52.120.5232960.0000.94696. Workers Comp Assessments	0.00	0.00	0.00	0.00	0.00	0.00
0010.52.120.5232960.0000.94697. Insurance Mgmt Assessments	0.00	0.00	0.00	0.00	0.00	0.00
0010.52.120.5232960.0000.94699. Accumulated Leave Assessments	0.00	0.00	0.00	0.00	0.00	0.00
0010.52.120.5232960.0000.94894. E R & R Vehicle Maintenance	0.00	0.00	0.00	0.00	0.00	0.00
GF203610 - GF Inmate Medical						
0010.52.120.5236100.0000.53110. Medical Supplies	260,262.86	258,408.87	462,650.00	316,788.05	462,650.00	462,650.00
0010.52.120.5236100.0000.53501. Minor Equipment & Small Tools	866.63	131.80	5,000.00	0.00	5,000.00	5,000.00
0010.52.120.5236100.0000.54102. Contract Services	2,531,067.75	2,640,869.10	7,616,251.00	3,839,224.07	10,030,418.00	10,030,418.00
0010.52.120.5236100.0000.54103. Professional Services	143,998.75	184,106.61	300,000.00	141,126.55	300,000.00	300,000.00
0010.52.120.5236100.0000.54301. Travel	0.00	0.00	300.00	0.00	300.00	300.00
0010.52.120.5236100.0000.54315.						

	2021 Actuals	2022 Actuals	2023-2024 Budget	2023 Actuals	2025-2026 Requested	2025-2026 Final Budget
Meals	0.00	0.00	0.00	0.00	0.00	0.00
0010.52.120.5236100.0000.54503.						
Rentals-Office Equipment	0.00	0.00	4,500.00	0.00	0.00	0.00
0010.52.120.5236100.0000.54905.						
Training	0.00	0.00	1,000.00	0.00	1,000.00	1,000.00
0010.52.120.5236100.0000.54907.						
Other Misc Rentals/Fees	0.00	0.00	0.00	0.00	0.00	0.00
GF203620 - GF Custody of Prisoners						
0010.52.120.5236200.0000.51130.						
Provisional Corrections Office	0.00	0.00	0.00	0.00	0.00	0.00
0010.52.120.5236200.0000.51271.						
Interim Chief of Corrections	0.00	66,569.60	0.00	0.00	0.00	0.00
0010.52.120.5236200.0000.51319.						
Custody Officer	66,214.39	71,892.60	152,208.00	75,183.00	154,920.00	154,920.00
0010.52.120.5236200.0000.51320.						
Custody Officer	68,188.74	43,785.28	151,248.00	59,363.10	145,181.00	145,181.00
0010.52.120.5236200.0000.51323.						
Custody Officer	0.00	0.00	119,004.00	38,678.96	131,640.00	131,640.00
0010.52.120.5236200.0000.51369.						
Procurement/Contract Coordintr	85,488.00	88,044.00	176,088.00	90,708.00	186,792.00	0.00
0010.52.120.5236200.0000.51390.						
Custody Officer	28,543.32	14,366.16	152,208.00	60,608.64	154,920.00	154,920.00
0010.52.120.5236200.0000.51391.						
Custody Officer	73,257.12	76,288.71	159,072.00	78,398.16	161,352.00	161,352.00
0010.52.120.5236200.0000.51392.						
Custody Officer	73,930.99	76,330.99	156,672.00	78,398.16	161,352.00	161,352.00
0010.52.120.5236200.0000.51393.						
Custody Officer	44,139.74	34,481.33	112,956.00	43,499.39	126,228.00	126,228.00
0010.52.120.5236200.0000.51394.						
Corrections Sergeant	85,607.80	87,684.00	183,180.00	79,497.99	199,872.00	199,872.00
0010.52.120.5236200.0000.51396.						
Custody Officer	73,344.16	74,189.20	152,208.00	76,328.00	118,344.00	118,344.00
0010.52.120.5236200.0000.51397.						
Custody Officer	59,451.82	38,295.10	140,777.00	67,829.00	153,720.00	153,720.00
0010.52.120.5236200.0000.51398.						
Corrections Sergeant	83,606.78	86,439.00	183,180.00	92,080.00	199,152.00	199,152.00
0010.52.120.5236200.0000.51399.						
Custody Officer	62,328.00	49,784.10	121,728.00	55,481.58	156,552.00	156,552.00
0010.52.120.5236200.0000.51400.						
Corrections Sergeant	89,521.64	89,401.63	186,768.00	94,383.60	204,744.00	204,744.00
0010.52.120.5236200.0000.51401.						
Custody Officer	0.00	0.00	119,004.00	38,678.96	131,640.00	131,640.00

	2021 Actuals	2022 Actuals	2023-2024 Budget	2023 Actuals	2025-2026 Requested	2025-2026 Final Budget
0010.52.120.5236200.0000.51402. Corrections Sergeant	77,407.78	0.00	175,248.00	89,702.72	204,504.00	204,504.00
0010.52.120.5236200.0000.51403. Custody Officer	51,070.35	54,454.80	126,970.00	35,162.46	126,742.00	126,742.00
0010.52.120.5236200.0000.51404. Corrections Sergeant	75,478.74	62,948.09	179,880.00	87,716.00	198,912.00	198,912.00
0010.52.120.5236200.0000.51405. Custody Officer	0.00	0.00	119,004.00	18,276.45	133,956.00	133,956.00
0010.52.120.5236200.0000.51406. Custody Officer	68,373.94	70,999.43	154,992.00	76,763.16	157,512.00	157,512.00
0010.52.120.5236200.0000.51407. Custody Officer	0.00	0.00	156,048.00	76,908.00	158,280.00	158,280.00
0010.52.120.5236200.0000.51408. Custody Officer	0.00	0.00	119,004.00	17,523.20	127,770.00	127,770.00
0010.52.120.5236200.0000.51409. Custody Officer	62,333.00	67,723.05	150,148.00	73,434.00	155,880.00	155,880.00
0010.52.120.5236200.0000.51410. Custody Officer	61,607.00	35,175.25	134,351.00	35,635.11	153,480.00	153,480.00
0010.52.120.5236200.0000.51411. Chief of Corrections	129,618.00	63,116.00	250,800.00	129,168.00	266,088.00	266,088.00
0010.52.120.5236200.0000.51412. Custody Officer	75,114.90	75,721.49	155,472.00	77,938.16	160,632.00	160,632.00
0010.52.120.5236200.0000.51413. Corrections Corporal	79,934.69	83,195.95	173,796.00	81,982.56	186,840.00	186,840.00
0010.52.120.5236200.0000.51415. Corrections Corporal	73,370.37	81,600.00	170,460.00	85,856.00	185,568.00	185,568.00
0010.52.120.5236200.0000.51416. Custody Officer	0.00	43,986.50	134,864.00	48,366.13	126,742.00	126,742.00
0010.52.120.5236200.0000.51417. Custody Officer	60,067.00	50,438.58	126,464.00	58,487.79	138,076.00	138,076.00
0010.52.120.5236200.0000.51418. Custody Officer	75,943.79	75,528.74	155,232.00	77,788.16	160,392.00	160,392.00
0010.52.120.5236200.0000.51419. Custody Officer	74,103.22	74,189.68	152,208.00	42,680.97	128,284.00	128,284.00
0010.52.120.5236200.0000.51421. Custody Officer	0.00	0.00	0.00	0.00	0.00	0.00
0010.52.120.5236200.0000.51422. Custody Officer	26,383.91	46,858.48	148,032.00	73,530.00	154,440.00	154,440.00
0010.52.120.5236200.0000.51423. Custody Officer	0.00	0.00	0.00	0.00	0.00	0.00
0010.52.120.5236200.0000.51425. Custody Officer	72,749.23	72,886.21	153,168.00	72,001.83	158,280.00	158,280.00

	2021 Actuals	2022 Actuals	2023-2024 Budget	2023 Actuals	2025-2026 Requested	2025-2026 Final Budget
0010.52.120.5236200.0000.51426.						
Jail Records Clerk	54,468.00	56,064.00	112,128.00	56,064.00	118,752.00	118,752.00
0010.52.120.5236200.0000.51427.						
Jail Records Clerk	0.00	0.00	0.00	0.00	0.00	0.00
0010.52.120.5236200.0000.51428.						
Jail Records Clerk	45,172.00	53,139.79	109,248.00	54,624.00	115,872.00	115,872.00
0010.52.120.5236200.0000.51432.						
Custody Officer	68,409.12	72,387.15	150,048.00	75,178.00	154,920.00	154,920.00
0010.52.120.5236200.0000.51434.						
Custody Officer	74,033.22	74,105.85	152,208.00	76,278.00	157,320.00	157,320.00
0010.52.120.5236200.0000.51435.						
Custody Officer	73,506.32	74,355.17	152,760.00	5,738.88	128,007.00	128,007.00
0010.52.120.5236200.0000.51513.						
Budget and Finance Analyst	0.00	0.00	0.00	0.00	0.00	182,625.00
0010.52.120.5236200.0000.51515.						
Custody Officer	73,247.94	52,090.84	156,600.00	4,777.83	126,228.00	126,228.00
0010.52.120.5236200.0000.51518.						
Jail Records Clerk	54,248.00	55,964.00	111,888.00	56,364.00	93,780.00	93,780.00
0010.52.120.5236200.0000.51519.						
Records Sergeant	57,454.00	61,151.00	128,656.00	72,723.00	143,736.00	143,736.00
0010.52.120.5236200.0000.51522.						
Jail Records Clerk	0.00	0.00	0.00	0.00	0.00	0.00
0010.52.120.5236200.0000.51526.						
Custody Officer	46,189.60	71,096.49	153,000.00	73,675.57	155,736.00	155,736.00
0010.52.120.5236200.0000.51584.						
Custody Lieutenant	101,861.85	112,347.10	232,752.00	117,631.80	237,360.00	237,360.00
0010.52.120.5236200.0000.51599.						
Custody Lieutenant	0.00	0.00	206,301.00	105,304.00	228,216.00	228,216.00
0010.52.120.5236200.0000.51813.						
Jail Commander	111,966.00	0.00	0.00	0.00	0.00	0.00
0010.52.120.5236200.0000.51815.						
Custody Officer	0.00	0.00	0.00	0.00	0.00	0.00
0010.52.120.5236200.0000.51816.						
Custody Officer	73,324.33	74,729.53	153,408.00	76,908.00	158,280.00	158,280.00
0010.52.120.5236200.0000.51817.						
Custody Officer	69,283.84	57,972.79	150,048.00	75,218.00	155,160.00	155,160.00
0010.52.120.5236200.0000.51818.						
Custody Officer	72,051.87	70,838.38	154,272.00	4,184.05	126,228.00	126,228.00
0010.52.120.5236200.0000.51819.						
Custody Officer	71,856.00	74,923.64	156,048.00	76,908.00	158,280.00	158,280.00
0010.52.120.5236200.0000.51820.						
Public Records Clerk	54,468.00	56,064.00	112,128.00	50,848.00	116,738.00	116,738.00

	2021 Actuals	2022 Actuals	2023-2024 Budget	2023 Actuals	2025-2026 Requested	2025-2026 Final Budget
0010.52.120.5236200.0000.51862. Custody Officer	72,937.12	75,420.05	157,392.00	77,718.16	160,152.00	160,152.00
0010.52.120.5236200.0000.51863. Custody Officer	0.00	0.00	0.00	0.00	0.00	0.00
0010.52.120.5236200.0000.51864. Custody Officer	0.00	0.00	0.00	0.00	0.00	0.00
0010.52.120.5236200.0000.51865. Custody Officer	69,033.90	73,141.67	151,728.00	75,408.00	154,440.00	154,440.00
0010.52.120.5236200.0000.51866. Custody Officer	73,257.12	76,130.66	158,832.00	78,398.16	161,352.00	161,352.00
0010.52.120.5236200.0000.51867. Administrative Clerk	54,579.00	55,350.00	115,416.00	57,798.00	122,880.00	122,880.00
0010.52.120.5236200.0000.51868. Custody Officer	71,856.00	74,837.59	156,048.00	43,532.04	127,005.00	127,005.00
0010.52.120.5236200.0000.51869. Custody Lieutenant	94,992.29	108,420.04	229,368.00	115,916.36	233,928.00	233,928.00
0010.52.120.5236200.0000.51870. Corrections Corporal	75,103.62	76,596.00	165,910.00	83,416.26	186,360.00	186,360.00
0010.52.120.5236200.0000.51871. Corrections Corporal	55,012.48	15,311.28	172,140.00	58,304.47	188,760.00	188,760.00
0010.52.120.5236200.0000.51872. Corrections Corporal	78,766.03	79,997.41	172,140.00	86,613.96	188,040.00	188,040.00
0010.52.120.5236200.0000.51873. Corrections Corporal	81,346.87	81,482.59	173,796.00	87,841.92	189,672.00	189,672.00
0010.52.120.5236200.0000.51874. Custody Officer	73,257.12	75,868.81	158,112.00	0.00	131,627.00	131,627.00
0010.52.120.5236200.0000.51875. Custody Officer	74,514.34	75,208.08	154,440.00	77,473.08	159,576.00	159,576.00
0010.52.120.5236200.0000.51876. Custody Officer	75,214.90	76,167.13	156,432.00	78,398.16	161,352.00	161,352.00
0010.52.120.5236200.0000.51877. Custody Officer	73,943.22	29,768.67	121,728.00	63,032.00	146,106.00	146,106.00
0010.52.120.5236200.0000.51879. Custody Officer	74,133.48	75,974.76	156,096.00	78,258.32	161,304.00	161,304.00
0010.52.120.5236200.0000.51880. Custody Lieutenant	100,055.16	111,094.23	229,368.00	116,374.01	235,056.00	235,056.00
0010.52.120.5236200.0000.51882. Custody Officer	59,830.42	64,576.94	144,676.00	56,590.65	153,456.00	153,456.00
0010.52.120.5236200.0000.51883. Custody Officer	73,762.43	75,420.15	154,680.00	77,653.08	159,816.00	159,816.00
0010.52.120.5236200.0000.51884. Custody Officer	73,215.99	29,736.69	121,728.00	34,041.36	134,476.00	134,476.00

	2021 Actuals	2022 Actuals	2023-2024 Budget	2023 Actuals	2025-2026 Requested	2025-2026 Final Budget
0010.52.120.5236200.0000.51885. Custody Officer	0.00	0.00	0.00	0.00	0.00	0.00
0010.52.120.5236200.0000.51887. Custody Officer	74,058.22	74,078.72	151,968.00	76,278.00	157,080.00	157,080.00
0010.52.120.5236200.0000.51888. Custody Officer	0.00	0.00	0.00	0.00	0.00	0.00
0010.52.120.5236200.0000.51889. Custody Officer	68,008.97	69,623.83	149,028.00	74,511.96	157,032.00	157,032.00
0010.52.120.5236200.0000.51890. Custody Officer	71,806.00	74,295.24	155,088.00	75,709.04	124,854.00	124,854.00
0010.52.120.5236200.0000.51891. Custody Officer	59,646.00	64,726.61	144,832.00	69,899.00	154,440.00	154,440.00
0010.52.120.5236200.0000.51892. Custody Officer	46,933.85	71,029.95	151,248.00	0.00	125,511.00	125,511.00
0010.52.120.5236200.0000.51893. Custody Officer	74,514.34	75,946.48	154,680.00	69,140.22	159,816.00	159,816.00
0010.52.120.5236200.0000.51894. Custody Officer	0.00	0.00	0.00	0.00	0.00	0.00
0010.52.120.5236200.0000.51895. Custody Officer	0.00	0.00	0.00	0.00	0.00	0.00
0010.52.120.5236200.0000.51896. Custody Officer	0.00	0.00	0.00	0.00	0.00	0.00
0010.52.120.5236200.0000.51897. Custody Officer	71,674.50	72,682.61	154,272.00	45,424.43	126,742.00	126,742.00
0010.52.120.5236200.0000.51898. Corrections Corporal	79,080.00	67,971.15	170,460.00	85,765.72	186,048.00	186,048.00
0010.52.120.5236200.0000.51899. Custody Officer	72,316.21	73,184.93	150,288.00	75,398.00	155,400.00	155,400.00
0010.52.120.5236200.0000.51900. Custody Officer	73,813.78	74,521.37	153,168.00	76,788.00	158,280.00	158,280.00
0010.52.120.5236200.0000.51901. Custody Officer	74,584.90	75,252.49	154,512.00	77,408.16	159,672.00	159,672.00
0010.52.120.5236200.0000.51902. Custody Officer	69,059.16	33,735.54	121,728.00	61,027.00	124,854.00	124,854.00
0010.52.120.5236200.0000.51903. Custody Officer	0.00	0.00	0.00	0.00	0.00	0.00
0010.52.120.5236200.0000.51905. Temporary Help	14,411.09	0.00	0.00	0.00	0.00	0.00
0010.52.120.5236200.0000.51913. Custody Officer	52,087.61	56,024.41	124,946.00	60,153.00	139,711.00	139,711.00
0010.52.120.5236200.0000.51925. Overtime	253,302.61	777,484.50	228,438.00	696,328.53	228,438.00	228,438.00

	2021 Actuals	2022 Actuals	2023-2024 Budget	2023 Actuals	2025-2026 Requested	2025-2026 Final Budget
0010.52.120.5236200.0000.51933.						
Salary Attrition Allowance	0.00	0.00	-171,289.00	0.00	-171,289.00	-171,289.00
0010.52.120.5236200.0000.51935.						
Holiday	314,997.80	342,146.79	783,823.00	361,441.74	783,823.00	783,823.00
0010.52.120.5236200.0000.52102.						
Social Security (FICA)	527,061.89	541,155.43	1,224,426.00	555,363.10	1,251,456.00	1,251,138.00
0010.52.120.5236200.0000.52103.						
Medical Insurance	1,506,994.36	1,448,761.85	3,192,496.00	1,514,678.99	3,238,514.00	3,238,514.00
0010.52.120.5236200.0000.52104.						
Retirement	813,928.56	763,831.80	1,663,000.00	767,609.39	1,619,532.00	1,619,119.00
0010.52.120.5236200.0000.52105.						
Uniforms & Accessories	25,372.92	57,251.96	98,728.00	68,069.18	98,728.00	98,728.00
0010.52.120.5236200.0000.52106.						
Uniform Laundry	8,258.78	7,129.74	26,127.00	10,152.09	26,127.00	26,127.00
0010.52.120.5236200.0000.52115.						
Separation Pay	0.00	151,652.32	0.00	0.00	0.00	0.00
0010.52.120.5236200.0000.52119.						
Paid Family Leave Act	10,606.69	12,374.25	35,217.00	16,545.15	35,649.00	35,640.00
0010.52.120.5236200.0000.53101.						
Supplies	6,416.44	7,392.58	28,008.00	26,684.84	28,008.00	28,008.00
0010.52.120.5236200.0000.53106.						
Operating Supplies	120,267.06	134,752.71	286,339.00	146,314.87	286,339.00	286,339.00
0010.52.120.5236200.0000.53109.						
Jail Clothing	4,461.98	25,544.13	51,350.00	8,645.33	51,350.00	51,350.00
0010.52.120.5236200.0000.53110.						
Medical Supplies	94,324.94	201,919.89	188,650.00	200,251.50	188,650.00	188,650.00
0010.52.120.5236200.0000.53119.						
Indigent Supplies	11,464.22	3,784.27	43,000.00	3,372.86	43,000.00	43,000.00
0010.52.120.5236200.0000.53126.						
Ammunition	3,804.58	8,193.26	27,565.00	4,743.13	27,565.00	27,565.00
0010.52.120.5236200.0000.53135.						
Maintenance/Repair Supplies	303.21	260.73	8,949.00	131.61	8,949.00	8,949.00
0010.52.120.5236200.0000.53143.						
Repair/Maint Supplies-Vehicle	0.00	63.21	1,000.00	532.49	1,000.00	1,000.00
0010.52.120.5236200.0000.53154.						
Training Supplies	213.40	2,374.36	14,108.00	5,470.36	14,108.00	14,108.00
0010.52.120.5236200.0000.53201.						
Vehicle Fuel	8,094.86	15,188.96	61,528.00	15,472.69	61,528.00	0.00
0010.52.120.5236200.0000.53409.						
Indigent Supplies	0.00	0.00	0.00	0.00	0.00	0.00
0010.52.120.5236200.0000.53501.						
Minor Equipment & Small Tools	23,357.29	8,673.80	51,916.00	22,400.24	51,916.00	51,916.00

	2021 Actuals	2022 Actuals	2023-2024 Budget	2023 Actuals	2025-2026 Requested	2025-2026 Final Budget
0010.52.120.5236200.0000.53503. Computer Software	740.75	105.50	1,820.00	11,250.97	1,820.00	1,820.00
0010.52.120.5236200.0000.53508. Computer Replacement	11,261.72	0.00	5,000.00	2,422.06	5,000.00	5,000.00
0010.52.120.5236200.0000.54102. Contract Services	0.00	9,038.50	0.00	0.00	0.00	0.00
0010.52.120.5236200.0000.54103. Professional Services	32,840.31	78,965.10	124,295.00	44,985.80	124,295.00	124,295.00
0010.52.120.5236200.0000.54114. Pre-employment Exams	4,698.00	15,345.00	23,342.00	32,771.96	23,342.00	23,342.00
0010.52.120.5236200.0000.54122. Prof Svs Opioid Res Treatment	259,243.24	243,846.60	1,101,750.00	313,138.67	1,101,750.00	1,101,750.00
0010.52.120.5236200.0000.54131. Security	0.00	0.00	0.00	0.00	0.00	0.00
0010.52.120.5236200.0000.54201. Postage	9,594.34	9,379.51	46,624.00	5,291.25	46,624.00	46,624.00
0010.52.120.5236200.0000.54202. Telephone	0.00	0.00	200.00	70.10	200.00	200.00
0010.52.120.5236200.0000.54301. Travel	5,921.85	977.89	35,892.00	2,819.88	25,892.00	25,892.00
0010.52.120.5236200.0000.54315. Meals	250.95	8,394.78	0.00	4,284.45	10,000.00	10,000.00
0010.52.120.5236200.0000.54503. Rentals-Office Equipment	6,198.69	-1,470.63	13,200.00	0.00	0.00	0.00
0010.52.120.5236200.0000.54510. Rentals-Postage Meter	3,513.68	4,393.72	7,400.00	2,422.46	4,303.00	4,303.00
0010.52.120.5236200.0000.54709. Medical Waste Disposal	680.83	1,154.09	5,000.00	931.94	2,000.00	2,000.00
0010.52.120.5236200.0000.54724. BI-PIN	347,665.00	408,700.00	918,104.00	376,360.00	829,642.00	829,642.00
0010.52.120.5236200.0000.54725. Washington State Patrol Svcs	1,079.50	642.50	6,408.00	350.00	6,408.00	6,408.00
0010.52.120.5236200.0000.54727. EDC-800 MHZ User Fees	48,791.52	45,154.26	76,890.00	44,637.60	80,226.00	80,226.00
0010.52.120.5236200.0000.54728. Secomm	223,988.00	220,863.46	330,816.00	171,385.36	369,192.00	369,192.00
0010.52.120.5236200.0000.54802. Repair/Maintenance-Vehicle	0.00	32.61	15,000.00	63.05	15,000.00	15,000.00
0010.52.120.5236200.0000.54813. Repair/Maintenance-Radios	0.00	0.00	20,400.00	0.00	20,400.00	20,400.00
0010.52.120.5236200.0000.54901. Association Dues	75.00	275.00	560.00	75.00	560.00	560.00

	2021 Actuals	2022 Actuals	2023-2024 Budget	2023 Actuals	2025-2026 Requested	2025-2026 Final Budget
0010.52.120.5236200.0000.54905.						
Training	12,468.00	11,100.00	91,759.00	5,245.00	91,759.00	91,759.00
0010.52.120.5236200.0000.54906.						
Print/Bindery	1,633.57	6,741.40	9,100.00	3,331.35	9,100.00	9,100.00
0010.52.120.5236200.0000.54907.						
Other Misc Rentals/Fees	1,528.03	2,670.84	0.00	2,747.76	0.00	0.00
0010.52.120.5236200.0000.54908.						
Licenses & Special Fees	323.25	110.00	940.00	192.00	940.00	940.00
0010.52.120.5236200.0000.54927.						
Judgments and Settlements	0.00	1,426.00	0.00	1,447.00	0.00	0.00
0010.52.120.5236200.0000.55114.						
Washington State Patrol Svcs	0.00	0.00	0.00	0.00	0.00	0.00
0010.52.120.5236200.0000.55119.						
EDC-800 MHZ User Fees	0.00	0.00	0.00	0.00	0.00	0.00
0010.52.120.5236200.0000.93201.						
Fuel Assessment	0.00	0.00	0.00	0.00	0.00	32,041.00
0010.52.120.5236200.0000.93580.						
New Comptr Hardware & Software	0.00	0.00	0.00	0.00	0.00	0.00
0010.52.120.5236200.0000.93581.						
IT Computer Replt Assessments	35,428.00	35,431.00	98,200.00	49,100.04	154,592.00	154,592.00
0010.52.120.5236200.0000.94110.						
Administrative Costs	0.00	0.00	0.00	0.00	0.00	0.00
0010.52.120.5236200.0000.94129.						
Sheriff-Custody Assessment	0.00	0.00	0.00	0.00	0.00	0.00
0010.52.120.5236200.0000.94180.						
Legal Services - PA	121,202.64	143,374.23	276,887.00	139,630.85	276,887.00	276,887.00
0010.52.120.5236200.0000.94191.						
IT Administration Assessments	167,784.00	167,782.00	849,786.00	424,893.00	1,231,152.00	1,231,152.00
0010.52.120.5236200.0000.94198.						
Road Fund Services	0.00	0.00	0.00	0.00	0.00	0.00
0010.52.120.5236200.0000.94503.						
IT Supplemental Assessment	0.00	9,417.48	0.00	3,424.24	0.00	0.00
0010.52.120.5236200.0000.94591.						
E R & R Replacement Assessment	24,328.00	27,048.00	37,200.00	18,600.00	39,168.00	39,168.00
0010.52.120.5236200.0000.94696.						
Workers Comp Assessments	488,131.00	508,727.00	903,147.00	451,573.56	1,095,818.00	1,095,818.00
0010.52.120.5236200.0000.94697.						
Insurance Mgmt Assessments	671,914.50	671,914.50	1,353,131.00	676,565.52	2,059,483.00	2,059,483.00
0010.52.120.5236200.0000.94699.						
Accumulated Leave Assessments	148,588.50	148,588.50	280,420.00	140,210.04	286,283.00	286,208.00
0010.52.120.5236200.0000.94894.						
E R & R Vehicle Maintenance	14,285.00	14,285.00	20,348.00	10,173.96	13,122.00	13,122.00

	2021 Actuals	2022 Actuals	2023-2024 Budget	2023 Actuals	2025-2026 Requested	2025-2026 Final Budget	
GF203900 - GF Custody Food Services 0010.52.120.5239000.0000.53118.							
Kitchen Supplies	5,687.53	0.00	8,500.00	0.00	8,500.00	8,500.00	
0010.52.120.5239000.0000.54178.							
Jail Food Service	1,020,277.67	1,150,702.48	2,868,199.00	1,313,586.44	2,868,199.00	2,868,199.00	
GF204230 - GF Detention/Correction 0010.94.120.5942300.0000.56410.							
Capital Outlay - Vehicles	0.00	0.00	0.00	0.00	0.00	0.00	
GF205200 - GF Extraordinary Item 0010.58.120.5852000.0000.50081.							
Other Adjustements	0.00	0.00	0.00	0.00	0.00	0.00	
GF207100 - GF Operating Transfer Out 0010.97.120.5971000.0000.50016.							
T/O to Jail Depreciation Fund	268,300.00	268,300.00	536,600.00	268,300.00	536,600.00	536,600.00	
121 - Sheriff Patrol							20,245,808.00
GF211210 - GF Investigation 0010.52.121.5212100.0000.51370.							
Deputy	79,656.36	14,687.10	169,032.00	78,781.88	185,286.00	185,286.00	
0010.52.121.5212100.0000.51374.							
Commander	0.00	0.00	0.00	0.00	0.00	0.00	
0010.52.121.5212100.0000.51436.							
Commander	123,808.17	130,799.76	317,773.00	181,032.00	342,360.00	342,360.00	
0010.52.121.5212100.0000.51437.							
Lieutenant Detectives	82,473.16	135,234.36	281,750.00	140,874.72	290,496.00	290,496.00	
0010.52.121.5212100.0000.51438.							
Deputy	78,536.57	97,975.14	212,976.00	105,819.84	216,481.00	216,481.00	
0010.52.121.5212100.0000.51439.							
Lieutenant Patrol	106,040.46	128,401.60	276,016.00	136,479.84	290,496.00	290,496.00	
0010.52.121.5212100.0000.51440.							
Sergeant	105,854.77	112,029.19	256,658.00	128,676.71	270,840.00	270,840.00	
0010.52.121.5212100.0000.51442.							
Deputy	89,342.99	103,441.15	205,960.00	106,613.28	223,198.00	223,198.00	
0010.52.121.5212100.0000.51443.							
Deputy	26,493.38	67,116.38	165,006.00	83,045.00	196,803.00	196,803.00	
0010.52.121.5212100.0000.51444.							
Corporal	95,059.18	114,696.98	229,408.00	117,647.71	241,052.00	241,052.00	
0010.52.121.5212100.0000.51446.							
Deputy	60,602.05	81,622.83	181,659.00	88,612.16	207,175.00	207,175.00	
0010.52.121.5212100.0000.51447.							
Deputy	82,615.37	102,043.09	200,448.00	103,175.68	215,964.00	215,964.00	
0010.52.121.5212100.0000.51448.							
Deputy	77,263.80	87,656.26	188,448.00	80,549.60	218,031.00	218,031.00	

	2021 Actuals	2022 Actuals	2023-2024 Budget	2023 Actuals	2025-2026 Requested	2025-2026 Final Budget
0010.52.121.5212100.0000.51449. Deputy	89,357.51	106,367.42	214,208.00	107,402.64	227,331.00	227,331.00
0010.52.121.5212100.0000.51450. Sergeant	97,545.65	129,694.17	258,469.00	132,279.32	273,331.00	273,331.00
0010.52.121.5212100.0000.51451. Deputy Detective	5,798.55	103,360.97	215,711.00	105,966.00	218,548.00	218,548.00
0010.52.121.5212100.0000.51452. Sergeant	103,650.80	125,002.49	257,865.00	126,919.64	266,897.00	266,897.00
0010.52.121.5212100.0000.51453. Sergeant	95,975.21	108,524.81	259,882.00	123,284.46	261,501.00	261,501.00
0010.52.121.5212100.0000.51454. Deputy Detective	66,001.56	9,827.14	169,032.00	73,330.56	228,881.00	228,881.00
0010.52.121.5212100.0000.51456. Deputy	45,595.93	7,827.51	169,032.00	109,766.16	226,814.00	226,814.00
0010.52.121.5212100.0000.51457. Deputy	70,550.15	80,418.60	199,991.00	100,584.91	219,064.00	219,064.00
0010.52.121.5212100.0000.51458. Deputy	70,844.00	87,158.24	198,533.00	53,183.52	204,204.00	204,204.00
0010.52.121.5212100.0000.51459. Deputy Detective	27,264.70	83,586.30	190,338.00	90,940.20	211,173.00	211,173.00
0010.52.121.5212100.0000.51460. Deputy	88,336.92	50,217.16	169,032.00	76,835.93	194,926.00	194,926.00
0010.52.121.5212100.0000.51461. Deputy	75,046.22	72,900.32	218,488.00	46,645.98	185,177.00	185,177.00
0010.52.121.5212100.0000.51462. Deputy	77,322.96	105,292.92	218,488.00	107,429.17	222,509.00	222,509.00
0010.52.121.5212100.0000.51463. Corporal	0.00	0.00	0.00	0.00	0.00	0.00
0010.52.121.5212100.0000.51464. Deputy	37,201.23	105,320.73	210,596.00	105,485.76	217,773.00	217,773.00
0010.52.121.5212100.0000.51466. Corporal	98,179.14	109,179.42	221,171.00	111,120.34	237,649.00	237,649.00
0010.52.121.5212100.0000.51468. Deputy	90,541.73	18,554.55	169,032.00	83,385.86	174,276.00	174,276.00
0010.52.121.5212100.0000.51469. Deputy	79,619.56	99,245.39	206,552.00	100,034.69	215,448.00	215,448.00
0010.52.121.5212100.0000.51470. Deputy	89,087.43	105,604.47	210,972.00	105,485.76	218,806.00	218,806.00
0010.52.121.5212100.0000.51471. Deputy	33,411.87	80,646.38	203,645.00	101,416.56	210,798.00	210,798.00
0010.52.121.5212100.0000.51472. Deputy	90,565.25	24,291.94	169,032.00	81,494.24	218,031.00	218,031.00

	2021 Actuals	2022 Actuals	2023-2024 Budget	2023 Actuals	2025-2026 Requested	2025-2026 Final Budget
0010.52.121.5212100.0000.51492. Deputy	16,175.05	33,670.72	213,978.00	71,010.54	213,898.00	213,898.00
0010.52.121.5212100.0000.51493. Sergeant	108,998.93	126,315.58	261,891.00	90,618.47	253,436.00	253,436.00
0010.52.121.5212100.0000.51495. Deputy	76,323.00	76,146.15	201,542.00	81,519.37	180,376.00	180,376.00
0010.52.121.5212100.0000.51497. Deputy	47,808.90	92,630.81	199,991.00	43,714.94	209,764.00	209,764.00
0010.52.121.5212100.0000.51523. Deputy	0.00	0.00	0.00	0.00	0.00	0.00
0010.52.121.5212100.0000.51524. Deputy	65,070.66	38,894.28	169,032.00	83,645.63	194,926.00	194,926.00
0010.52.121.5212100.0000.51525. Deputy	26,065.23	109,870.37	219,491.00	112,250.88	231,636.00	231,636.00
0010.52.121.5212100.0000.51578. Deputy	71,906.72	89,106.27	204,457.00	95,805.68	224,231.00	224,231.00
0010.52.121.5212100.0000.51905. Temporary Help	0.00	729.29	4,000.00	0.00	4,000.00	4,000.00
0010.52.121.5212100.0000.51916. Deputy	81,565.22	71,006.93	172,557.00	73,800.64	196,144.00	196,144.00
0010.52.121.5212100.0000.51917. Corporal	97,690.23	113,751.96	232,554.00	113,024.87	232,932.00	232,932.00
0010.52.121.5212100.0000.51918. Deputy	0.00	0.00	0.00	0.00	0.00	0.00
0010.52.121.5212100.0000.51925. Overtime	137,466.80	256,521.94	211,182.00	227,108.41	211,182.00	211,182.00
0010.52.121.5212100.0000.51926. Overtime - Extra Duty	0.00	0.00	10,000.00	5,536.08	10,000.00	10,000.00
0010.52.121.5212100.0000.51927. Overtime - Grant Related	61,366.13	66,419.93	208,045.00	65,033.57	320,077.00	320,077.00
0010.52.121.5212100.0000.51935. Holiday	167,465.85	193,623.49	414,601.00	235,842.58	414,601.00	414,601.00
0010.52.121.5212100.0000.52102. Social Security (FICA)	260,410.90	308,433.55	730,153.00	352,386.75	773,911.00	773,911.00
0010.52.121.5212100.0000.52103. Medical Insurance	533,765.60	524,668.60	1,211,310.00	631,929.71	1,355,631.00	1,355,631.00
0010.52.121.5212100.0000.52104. Retirement	187,218.96	223,141.21	508,834.00	250,866.06	538,197.00	538,197.00
0010.52.121.5212100.0000.52105. Uniforms & Accessories	66,024.37	87,746.08	123,072.00	68,192.48	123,072.00	123,072.00
0010.52.121.5212100.0000.52106. Uniform Laundry	4,222.83	4,808.64	12,279.00	5,958.40	12,279.00	12,279.00

	2021 Actuals	2022 Actuals	2023-2024 Budget	2023 Actuals	2025-2026 Requested	2025-2026 Final Budget
0010.52.121.5212100.0000.52119. Paid Family Leave Act	5,285.32	6,685.93	21,000.00	9,915.22	22,046.00	22,046.00
0010.52.121.5212100.0000.52121. Voluntary Early Retirement Pgrm	20,000.00	0.00	0.00	0.00	0.00	0.00
0010.52.121.5212100.0000.53101. Supplies	1,476.26	8,264.10	2,964.00	65.97	0.00	0.00
0010.52.121.5212100.0000.53106. Operating Supplies	24,415.81	36,018.27	29,775.00	35,003.74	62,739.00	32,739.00
0010.52.121.5212100.0000.53113. Training Supplies	3,303.64	5,972.17	9,148.00	9,826.43	9,148.00	9,148.00
0010.52.121.5212100.0000.53126. Ammunition	9,051.03	34,803.57	48,252.00	31,391.84	48,252.00	48,252.00
0010.52.121.5212100.0000.53127. SWAT Supplies	7,146.62	10,648.10	11,961.00	10,248.16	11,961.00	11,961.00
0010.52.121.5212100.0000.53134. SWAT ammunition	0.00	11,862.01	12,000.00	11,999.99	12,000.00	12,000.00
0010.52.121.5212100.0000.53135. Maintenance/Repair Supplies	46.03	46.75	0.00	0.00	0.00	0.00
0010.52.121.5212100.0000.53201. Vehicle Fuel	128,946.32	157,348.08	463,976.00	186,822.21	393,976.00	0.00
0010.52.121.5212100.0000.53501. Minor Equipment & Small Tools	20,397.76	80,194.70	41,239.00	26,035.01	41,239.00	41,239.00
0010.52.121.5212100.0000.53503. Computer Software	405.00	3,261.00	5,461.00	110.75	5,461.00	5,461.00
0010.52.121.5212100.0000.54102. Contract Services	25,757.20	12,749.53	185,520.00	37,287.18	86,320.00	46,320.00
0010.52.121.5212100.0000.54103. Professional Services	7,703.24	11,360.92	33,000.00	27,137.44	33,000.00	33,000.00
0010.52.121.5212100.0000.54114. Pre-employment Exams	6,504.50	4,964.50	7,094.00	2,470.00	7,094.00	7,094.00
0010.52.121.5212100.0000.54201. Postage	1,376.22	1,471.18	5,000.00	1,871.53	5,000.00	5,000.00
0010.52.121.5212100.0000.54202. Telephone	196.24	0.00	161.00	0.00	161.00	161.00
0010.52.121.5212100.0000.54301. Travel	17,541.38	31,755.18	28,296.00	15,023.29	28,296.00	28,296.00
0010.52.121.5212100.0000.54315. Meals	1,066.75	14,766.00	5,000.00	8,892.38	15,000.00	15,000.00
0010.52.121.5212100.0000.54505. Software License/Maint Fee	0.00	0.00	0.00	0.00	0.00	485,000.00
0010.52.121.5212100.0000.54509. Rentals	232.50	0.00	2,268.00	0.00	0.00	0.00

	2021 Actuals	2022 Actuals	2023-2024 Budget	2023 Actuals	2025-2026 Requested	2025-2026 Final Budget
0010.52.121.5212100.0000.54510. Rentals-Postage Meter	603.12	658.75	739.00	1,265.28	739.00	739.00
0010.52.121.5212100.0000.54727. EDC-800 MHZ User Fees	77,134.74	80,539.56	149,870.00	83,896.23	161,859.00	161,859.00
0010.52.121.5212100.0000.54728. Secomm	255,348.00	251,783.92	603,871.00	312,846.64	673,922.00	673,922.00
0010.52.121.5212100.0000.54733. 800 MHZ System Upgrade	0.00	55,512.00	51,442.00	22,921.00	49,338.00	49,338.00
0010.52.121.5212100.0000.54743. Intergovernmental Payments	0.00	0.00	20,000.00	0.00	10,000.00	0.00
0010.52.121.5212100.0000.54746. Richland Police Department	0.00	0.00	1,200.00	0.00	1,200.00	0.00
0010.52.121.5212100.0000.54802. Repair/Maintenance-Vehicle	4,360.63	6,122.75	22,964.00	3,020.14	22,964.00	22,964.00
0010.52.121.5212100.0000.54813. Repair/Maintenance-Radios	593.23	0.00	4,904.00	2,364.27	4,904.00	4,904.00
0010.52.121.5212100.0000.54901. Association Dues	275.00	800.00	800.00	360.00	800.00	800.00
0010.52.121.5212100.0000.54905. Training	35,068.00	32,686.26	47,664.00	23,263.97	47,664.00	47,664.00
0010.52.121.5212100.0000.54906. Print/Bindery	0.00	753.68	5,488.00	307.78	3,713.00	3,713.00
0010.52.121.5212100.0000.54907. Other Misc Rentals/Fees	507.90	696.00	1,500.00	2,133.95	0.00	0.00
0010.52.121.5212100.0000.54908. Licenses & Special Fees	1,062.83	1,574.50	7,639.00	3,034.32	7,639.00	7,639.00
0010.52.121.5212100.0000.54912. Animal Impound	0.00	0.00	500.00	0.00	500.00	0.00
0010.52.121.5212100.0000.54938. Dangerous Dog Appeals	166.00	0.00	4,500.00	498.00	4,500.00	0.00
0010.52.121.5212100.0000.55119. EDC-800 MHZ User Fees	0.00	0.00	0.00	0.00	0.00	0.00
0010.52.121.5212100.0000.93201. Fuel Assessment	0.00	0.00	0.00	0.00	0.00	385,790.00
0010.52.121.5212100.0000.93580. New Comptr Hardware & Software	0.00	0.00	0.00	0.00	0.00	0.00
0010.52.121.5212100.0000.93581. IT Computer Replt Assessments	129,964.00	129,962.00	227,986.00	113,993.04	57,574.00	57,574.00
0010.52.121.5212100.0000.94132. Sheriff-Patrol Assessment	446,460.00	0.00	475,228.00	0.00	562,342.00	0.00
0010.52.121.5212100.0000.94191. IT Administration Assessments	370,724.00	370,723.00	1,059,053.00	529,526.52	967,054.00	967,054.00

	2021 Actuals	2022 Actuals	2023-2024 Budget	2023 Actuals	2025-2026 Requested	2025-2026 Final Budget
0010.52.121.5212100.0000.94193.						
E R & R Fund Services	0.00	30,391.38	0.00	22,135.83	0.00	0.00
0010.52.121.5212100.0000.94503.						
IT Supplemental Assessment	0.00	0.00	0.00	1,540.71	0.00	0.00
0010.52.121.5212100.0000.94594.						
Building / Office Rent	1,610.00	1,380.00	5,520.00	0.00	5,520.00	5,520.00
0010.52.121.5212100.0000.94696.						
Workers Comp Assessments	220,503.00	220,503.00	390,551.00	195,275.52	509,640.00	509,640.00
0010.52.121.5212100.0000.94697.						
Insurance Mgmt Assessments	558,728.00	558,728.00	1,593,811.00	796,905.48	2,565,121.00	2,565,121.00
0010.52.121.5212100.0000.94699.						
Accumulated Leave Assessments	73,308.00	73,308.00	167,027.00	83,513.52	177,039.00	177,039.00
0010.52.121.5212100.0000.94894.						
E R & R Vehicle Maintenance	151,359.00	151,359.00	290,191.00	145,095.48	365,352.00	365,352.00
GF211242 - GF WASPC Sex Offdr Address Ver						
0010.52.121.5212420.0000.51562.						
Deputy Detective	66,795.57	109,545.80	217,987.00	109,494.72	227,847.00	227,847.00
0010.52.121.5212420.0000.51925.						
Overtime	133.90	4,334.95	1,259.00	483.60	1,259.00	1,259.00
0010.52.121.5212420.0000.51935.						
Holiday	3,169.07	5,161.85	9,883.00	6,001.13	9,883.00	9,883.00
0010.52.121.5212420.0000.52102.						
Social Security (FICA)	5,493.41	9,160.66	17,528.00	8,969.40	18,283.00	18,283.00
0010.52.121.5212420.0000.52103.						
Medical Insurance	11,286.96	15,168.58	30,021.00	16,177.09	33,095.00	33,095.00
0010.52.121.5212420.0000.52104.						
Retirement	3,683.47	6,297.85	12,144.00	6,140.11	12,714.00	12,714.00
0010.52.121.5212420.0000.52105.						
Uniforms & Accessories	0.00	0.00	1,000.00	162.40	1,000.00	1,000.00
0010.52.121.5212420.0000.52106.						
Uniform Laundry	79.46	76.23	232.00	112.59	232.00	232.00
0010.52.121.5212420.0000.52119.						
Paid Family Leave Act	104.07	196.90	504.00	251.64	521.00	521.00
0010.52.121.5212420.0000.52121.						
Voluntary Early Retirement Pgrm	20,000.00	0.00	0.00	0.00	0.00	0.00
0010.52.121.5212420.0000.53106.						
Operating Supplies	0.00	0.00	0.00	0.00	0.00	0.00
0010.52.121.5212420.0000.53201.						
Vehicle Fuel	0.00	72.63	0.00	0.00	0.00	0.00
0010.52.121.5212420.0000.53501.						
Minor Equipment & Small Tools	86.47	0.00	0.00	0.00	0.00	0.00
0010.52.121.5212420.0000.54102.						

	2021 Actuals	2022 Actuals	2023-2024 Budget	2023 Actuals	2025-2026 Requested	2025-2026 Final Budget
Contract Services 0010.52.121.5212420.0000.54103.	1,881.58	1,976.06	0.00	0.00	0.00	0.00
Professional Services 0010.52.121.5212420.0000.54301.	0.00	0.00	0.00	0.00	0.00	0.00
Travel 0010.52.121.5212420.0000.54905.	0.00	0.00	0.00	0.00	0.00	0.00
Training 0010.52.121.5212420.0000.54906.	0.00	0.00	0.00	0.00	0.00	0.00
Print/Bindery 0010.52.121.5212420.0000.55119.	224.53	0.00	0.00	0.00	0.00	0.00
EDC-800 MHZ User Fees 0010.52.121.5212420.0000.94696.	0.00	0.00	0.00	0.00	0.00	0.00
Workers Comp Assessments 0010.52.121.5212420.0000.94697.	4,998.50	4,998.50	9,753.00	4,876.56	12,430.00	12,430.00
Insurance Mgmt Assessments 0010.52.121.5212420.0000.94699.	12,641.50	12,641.50	36,158.00	18,078.96	62,386.00	62,386.00
Accumulated Leave Assessments GF211243 - GF Justice Assistance Grant (J) 0010.52.121.5212430.0000.53501.	1,729.50	1,729.50	4,010.00	2,004.96	4,182.00	4,182.00
Minor Equipment & Small Tools GF211300 - GF Crime Prevention 0010.52.121.5213000.0000.53106.	6,418.00	0.00	11,015.00	8,454.08	11,015.00	11,015.00
Operating Supplies 0010.52.121.5213000.0000.54906.	0.00	0.00	9,500.00	2,637.14	9,500.00	9,500.00
Print/Bindery GF211340 - GF STOP School Violence Traini 0010.52.121.5213400.0000.53101.	0.00	0.00	500.00	0.00	500.00	500.00
Supplies 0010.52.121.5213400.0000.53501.	1,808.84	0.00	0.00	6,727.82	0.00	0.00
Minor Equipment & Small Tools 0010.52.121.5213400.0000.54102.	0.00	6,694.08	0.00	0.00	0.00	0.00
Contract Services 0010.52.121.5213400.0000.54301.	0.00	0.00	0.00	0.00	0.00	0.00
Travel 0010.52.121.5213400.0000.54315.	22,720.91	5,070.19	0.00	2,490.94	0.00	0.00
Meals 0010.52.121.5213400.0000.54905.	0.00	0.00	0.00	349.95	0.00	0.00
Training GF212123 - GF Gang Task Force 0010.52.121.5212310.0000.52105.	18,166.00	3,629.00	0.00	6,000.00	0.00	0.00
Uniforms & Accessories 0010.52.121.5212310.0000.53106.	321.00	-321.00	0.00	0.00	0.00	0.00

	2021 Actuals	2022 Actuals	2023-2024 Budget	2023 Actuals	2025-2026 Requested	2025-2026 Final Budget
Operating Supplies 0010.52.121.5212310.0000.53201.	0.00	0.00	0.00	270.55	0.00	0.00
Vehicle Fuel 0010.52.121.5212310.0000.53501.	0.00	0.00	0.00	0.00	0.00	0.00
Minor Equipment & Small Tools 0010.52.121.5212310.0000.54103.	827.79	-827.79	30,000.00	0.00	0.00	0.00
Professional Services GF214210 - GF Law Enforcement 0010.94.121.5942100.0000.56401.	0.00	0.00	0.00	0.00	0.00	0.00
Capital Outlay 0010.94.121.5942100.0000.56410.	0.00	32,892.62	0.00	0.00	0.00	0.00
Capital Outlay - Vehicles 123 - Superior Court	0.00	0.00	0.00	0.00	0.00	0.00
						8,980,012.00
GF232210 - GF 123 Superior Court 0010.51.123.5122100.0000.51057.						
Judicial Assistant 0010.51.123.5122100.0000.51379.	0.00	0.00	0.00	0.00	0.00	0.00
Court Reporter 0010.51.123.5122100.0000.51380.	37,848.65	0.00	119,598.00	0.00	0.00	0.00
Bailiff 0010.51.123.5122100.0000.51431.	48,720.00	53,630.16	120,456.00	62,040.00	0.00	0.00
Court Commissioner Trainee 0010.51.123.5122100.0000.51473.	1,209.60	0.00	0.00	0.00	0.00	0.00
Superior Court Judges 0010.51.123.5122100.0000.51474.	599,024.88	479,966.01	1,082,891.00	590,968.31	1,141,305.00	1,141,305.00
Court Reporter 0010.51.123.5122100.0000.51475.	47,601.00	0.00	118,560.00	0.00	0.00	0.00
Court Reporter 0010.51.123.5122100.0000.51476.	71,988.00	76,332.00	148,248.00	83,136.00	171,264.00	171,264.00
Executive Assistant 0010.51.123.5122100.0000.51477.	44,510.00	56,672.94	113,910.00	59,400.71	134,256.00	134,256.00
Court Reporter 0010.51.123.5122100.0000.51478.	71,988.00	76,332.00	148,248.00	83,136.00	171,264.00	171,264.00
Assistant Administrator 0010.51.123.5122100.0000.51479.	34,481.14	25,536.09	119,598.00	57,273.00	148,860.00	148,860.00
Court Commissioner 0010.51.123.5122100.0000.51480.	179,707.56	181,279.86	365,704.00	189,252.06	410,870.00	410,870.00
Court Commissioner 0010.51.123.5122100.0000.51481.	89,853.86	90,640.00	182,852.00	94,626.07	205,435.00	205,435.00
Court Commissioner 0010.51.123.5122100.0000.51482.	173,026.09	173,365.82	365,704.00	189,252.06	410,870.00	410,870.00
Bailiff	43,448.00	49,459.85	117,080.00	59,264.00	127,776.00	127,776.00

	2021 Actuals	2022 Actuals	2023-2024 Budget	2023 Actuals	2025-2026 Requested	2025-2026 Final Budget
0010.51.123.5122100.0000.51483. Bailiff	32,983.10	43,627.19	102,618.00	52,136.13	116,604.00	0.00
0010.51.123.5122100.0000.51484. Bailiff	46,411.00	52,827.00	120,456.00	46,798.32	127,776.00	0.00
0010.51.123.5122100.0000.51485. Bailiff	48,720.00	53,532.00	120,456.00	62,040.00	0.00	0.00
0010.51.123.5122100.0000.51486. Judicial Assistant	29,067.56	42,259.90	87,228.00	45,569.21	124,248.00	124,248.00
0010.51.123.5122100.0000.51487. Administrative Assistant	64,748.00	71,208.53	145,359.00	51,555.80	171,342.00	171,342.00
0010.51.123.5122100.0000.51488. Superior Court Administrator	84,564.00	96,220.00	189,855.00	112,459.20	259,056.00	259,056.00
0010.51.123.5122100.0000.51489. Office Support	9,243.22	8,655.25	20,000.00	23,374.29	23,000.00	20,000.00
0010.51.123.5122100.0000.51490. Judicial Assistant	0.00	0.00	0.00	7,266.99	62,124.00	124,294.00
0010.51.123.5122100.0000.51539. Judicial Assistant	39,630.53	42,148.08	86,982.00	46,484.82	124,834.00	124,834.00
0010.51.123.5122100.0000.51548. Bailiff	0.00	0.00	0.00	0.00	0.00	0.00
0010.51.123.5122100.0000.51550. Bailiff	0.00	0.00	0.00	0.00	0.00	0.00
0010.51.123.5122100.0000.51553. Bailiff	0.00	0.00	0.00	0.00	0.00	0.00
0010.51.123.5122100.0000.51556. Assistant to Presiding Judge	0.00	0.00	0.00	0.00	0.00	0.00
0010.51.123.5122100.0000.51560. Case Manager	0.00	0.00	0.00	0.00	0.00	0.00
0010.51.123.5122100.0000.51637. Court Commissioner	0.00	0.00	0.00	0.00	410,870.00	410,870.00
0010.51.123.5122100.0000.51638. Court Commissioner	0.00	0.00	0.00	0.00	410,870.00	410,870.00
0010.51.123.5122100.0000.51691. Temp Help - Rural 9 Intern	0.00	0.00	0.00	0.00	44,200.00	0.00
0010.51.123.5122100.0000.51752. Judicial Assistant	31,986.60	24,708.99	84,768.00	34,568.06	123,662.00	123,662.00
0010.51.123.5122100.0000.51803. Judicial Assistant	0.00	0.00	0.00	0.00	127,088.00	127,088.00
0010.51.123.5122100.0000.51804. Judicial Assistant	0.00	0.00	0.00	0.00	127,088.00	127,088.00
0010.51.123.5122100.0000.51805. Judicial Assistant	0.00	0.00	0.00	0.00	122,580.00	122,580.00

	2021 Actuals	2022 Actuals	2023-2024 Budget	2023 Actuals	2025-2026 Requested	2025-2026 Final Budget
0010.51.123.5122100.0000.51806. Judicial Assistant	0.00	0.00	0.00	0.00	0.00	0.00
0010.51.123.5122100.0000.51922. Judge Pro Tem (part-time)	5,705.04	62,385.63	40,000.00	34,027.17	40,000.00	40,000.00
0010.51.123.5122100.0000.51925. Overtime	311.24	2,045.94	0.00	4,834.03	14,888.00	14,888.00
0010.51.123.5122100.0000.52102. Social Security (FICA)	92,511.86	92,963.19	212,791.00	101,804.79	313,530.00	294,856.00
0010.51.123.5122100.0000.52103. Medical Insurance	250,539.97	233,193.00	526,429.00	247,978.13	651,409.00	605,588.00
0010.51.123.5122100.0000.52104. Retirement	131,888.56	114,088.15	285,109.00	125,890.52	393,758.00	375,725.00
0010.51.123.5122100.0000.52105. Uniforms & Accessories	294.52	400.00	2,400.00	841.21	1,200.00	2,400.00
0010.51.123.5122100.0000.52119. Paid Family Leave Act	1,775.11	2,043.24	6,120.00	2,887.36	10,857.00	11,163.00
0010.51.123.5122100.0000.53101. Supplies	3,461.80	5,341.11	13,000.00	9,073.98	13,000.00	13,000.00
0010.51.123.5122100.0000.53104. Jury Supplies	1,151.29	877.77	4,000.00	1,722.61	4,000.00	4,000.00
0010.51.123.5122100.0000.53136. Bailiff Supplies	812.26	140.20	2,000.00	1,758.21	2,000.00	2,000.00
0010.51.123.5122100.0000.53137. Judges Books	5,865.27	7,010.07	6,879.00	7,089.41	6,879.00	6,879.00
0010.51.123.5122100.0000.53501. Minor Equipment & Small Tools	28,425.69	9,791.04	3,685.00	2,067.39	3,685.00	3,685.00
0010.51.123.5122100.0000.53507. Non Replacement Computers	17,079.69	2,442.03	2,500.00	0.00	2,500.00	2,500.00
0010.51.123.5122100.0000.54102. Contract Services	93,190.04	213,348.28	364,336.00	338,889.76	510,144.00	510,144.00
0010.51.123.5122100.0000.54103. Professional Services	5,120.77	2,561.76	6,000.00	3,530.02	6,000.00	6,000.00
0010.51.123.5122100.0000.54107. Messenger Service UPS	200.00	1,966.00	1,200.00	500.00	1,200.00	1,200.00
0010.51.123.5122100.0000.54175. Court Reporter Services	0.00	0.00	2,000.00	5,442.50	2,000.00	2,000.00
0010.51.123.5122100.0000.54201. Postage	132.20	0.00	4,830.00	1,374.10	4,830.00	4,830.00
0010.51.123.5122100.0000.54202. Telephone	339.55	1,103.87	0.00	1,893.87	0.00	0.00
0010.51.123.5122100.0000.54301. Travel	2,949.28	1,766.60	14,135.00	4,205.88	14,135.00	14,135.00

	2021 Actuals	2022 Actuals	2023-2024 Budget	2023 Actuals	2025-2026 Requested	2025-2026 Final Budget
0010.51.123.5122100.0000.54315.						
Meals	0.00	0.00	0.00	1,964.41	0.00	0.00
0010.51.123.5122100.0000.54503.						
Rentals-Office Equipment	1,763.60	440.90	9,400.00	386.40	0.00	0.00
0010.51.123.5122100.0000.54801.						
Repair/Maintenance-Office	0.00	0.00	800.00	0.00	800.00	800.00
0010.51.123.5122100.0000.54901.						
Association Dues	4,401.12	4,249.37	11,355.00	5,348.75	11,355.00	11,355.00
0010.51.123.5122100.0000.54905.						
Training	620.00	795.00	5,865.00	2,454.50	5,865.00	5,865.00
0010.51.123.5122100.0000.54906.						
Print/Bindery	2,170.93	2,881.15	18,945.00	2,413.84	6,745.00	6,745.00
0010.51.123.5122100.0000.54907.						
Other Misc Rentals/Fees	1,667.21	1,964.70	4,000.00	6,099.23	0.00	0.00
0010.51.123.5122100.0000.93580.						
New Comptr Hardware & Software	0.00	0.00	13,600.00	0.00	11,220.00	0.00
0010.51.123.5122100.0000.93581.						
IT Computer Repl Assessments	25,060.00	25,059.00	69,848.00	34,923.96	63,591.00	63,591.00
0010.51.123.5122100.0000.94191.						
IT Administration Assessments	68,096.00	68,097.00	383,360.00	191,679.96	462,229.00	469,709.00
0010.51.123.5122100.0000.94693.						
Building Security	95,000.00	95,000.00	190,000.00	95,000.00	190,000.00	190,000.00
0010.51.123.5122100.0000.94696.						
Workers Comp Assessments	5,627.50	5,627.50	11,585.00	5,792.52	12,255.00	12,255.00
0010.51.123.5122100.0000.94697.						
Insurance Mgmt Assessments	19,853.50	19,853.50	85,212.00	42,606.00	149,081.00	149,081.00
0010.51.123.5122100.0000.94699.						
Accumulated Leave Assessments	16,209.00	16,209.00	34,360.00	17,180.04	35,670.00	35,671.00
0010.51.123.5122100.0000.94894.						
E R & R Vehicle Maintenance	1,000.00	1,000.00	0.00	0.00	0.00	0.00
GF232215 - GF Franklin CO -Superior Court						
0010.51.123.5122150.0000.51473.						
Superior Court Judges	28,952.83	29,206.16	58,919.00	27,336.40	65,991.00	65,991.00
0010.51.123.5122150.0000.51480.						
Court Commissioner	26,057.50	26,285.52	53,027.00	24,602.72	59,391.00	59,391.00
0010.51.123.5122150.0000.51489.						
Office Support	0.00	0.00	0.00	0.00	0.00	0.00
0010.51.123.5122150.0000.51490.						
Case Manager I	6,192.45	6,828.62	13,752.00	4,721.90	18,016.00	0.00
0010.51.123.5122150.0000.51548.						
Bailliff	0.00	0.00	0.00	10,503.50	0.00	31,025.00
0010.51.123.5122150.0000.51550.						

	2021 Actuals	2022 Actuals	2023-2024 Budget	2023 Actuals	2025-2026 Requested	2025-2026 Final Budget
Bailiff	0.00	0.00	0.00	11,501.96	0.00	0.00
0010.51.123.5122150.0000.51681.						
Bailiff	9,518.02	9,289.65	25,120.00	11,467.43	0.00	0.00
0010.51.123.5122150.0000.52102.						
Social Security (FICA)	3,195.35	2,933.95	7,030.00	4,588.44	5,626.00	6,917.00
0010.51.123.5122150.0000.52103.						
Medical Insurance	5,990.22	5,195.95	13,282.00	12,862.18	9,238.00	12,629.00
0010.51.123.5122150.0000.52104.						
Retirement	4,827.56	3,618.50	9,420.00	5,830.66	7,472.00	8,617.00
0010.51.123.5122150.0000.52105.						
Uniforms & Accessories	0.00	0.00	104.00	98.62	0.00	0.00
0010.51.123.5122150.0000.52119.						
Paid Family Leave Act	61.85	62.52	202.00	128.79	371.00	341.00
0010.51.123.5122150.0000.54901.						
Association Dues	54.37	271.87	612.00	243.75	612.00	612.00
0010.51.123.5122150.0000.94191.						
IT Administration Assessments	0.00	0.00	0.00	0.00	9,052.00	9,052.00
0010.51.123.5122150.0000.94696.						
Workers Comp Assessments	536.00	536.00	1,655.00	827.52	926.00	926.00
0010.51.123.5122150.0000.94697.						
Insurance Mgmt Assessments	0.00	0.00	0.00	0.00	11,264.00	11,264.00
0010.51.123.5122150.0000.94699.						
Accumulated Leave Assessments	105.00	105.00	680.00	700.56	1,875.00	1,875.00
GF232217 - GF SC Blake						
0010.51.123.5122170.0000.51302.						
PT SC Commissioner	0.00	0.00	0.00	0.00	0.00	0.00
0010.51.123.5122170.0000.51326.						
Case Manager I	0.00	0.00	84,087.00	0.00	46,772.00	59,663.00
0010.51.123.5122170.0000.51473.						
Superior Court Judges	0.00	116,108.31	136,123.00	39,871.93	228,261.00	228,261.00
0010.51.123.5122170.0000.51488.						
Superior Court Administrator	0.00	0.00	0.00	2,908.80	38,858.00	38,858.00
0010.51.123.5122170.0000.51489.						
Office Support	0.00	0.00	0.00	2,294.45	50,354.00	37,463.00
0010.51.123.5122170.0000.52102.						
Social Security (FICA)	0.00	0.00	16,846.00	395.93	10,403.00	10,403.00
0010.51.123.5122170.0000.52103.						
Medical Insurance	0.00	0.00	53,356.00	403.85	3,523.00	3,523.00
0010.51.123.5122170.0000.52104.						
Retirement	0.00	0.00	22,572.00	495.89	12,959.00	12,959.00
0010.51.123.5122170.0000.52119.						
Paid Family Leave Act	0.00	0.00	485.00	11.18	565.00	565.00

	2021 Actuals	2022 Actuals	2023-2024 Budget	2023 Actuals	2025-2026 Requested	2025-2026 Final Budget
0010.51.123.5122170.0000.53101.						
Supplies	1,227.17	0.00	3,500.00	0.00	3,500.00	3,500.00
0010.51.123.5122170.0000.53508.						
Computer Replacement	0.00	0.00	0.00	0.00	0.00	0.00
0010.51.123.5122170.0000.94696.						
Workers Comp Assessments	0.00	0.00	0.00	0.00	545.00	545.00
0010.51.123.5122170.0000.94697.						
Insurance Mgmt Assessments	0.00	0.00	0.00	0.00	6,626.00	6,626.00
0010.51.123.5122170.0000.94699.						
Accumulated Leave Assessments	0.00	0.00	0.00	0.00	2,380.00	2,380.00
GF232219 - GF Limited Use Funds						
0010.51.123.5122190.0000.54103.						
Professional Services	101,829.27	46,764.06	144,000.00	38,117.27	144,000.00	144,000.00
0010.51.123.5122190.0000.54131.						
Security	4,386.64	6,180.59	50,000.00	1,373.27	50,000.00	50,000.00
0010.51.123.5122190.0000.54169.						
Arbitration Services	9,620.59	10,904.48	32,000.00	13,611.47	32,000.00	32,000.00
GF232220 - GF Family Court						
0010.51.123.5122200.0000.51489.						
Office Support	23,908.62	25,737.84	54,360.00	18,824.97	0.00	0.00
0010.51.123.5122200.0000.51810.						
Case Manager III	66,972.32	69,266.16	137,952.00	61,981.00	122,806.00	122,806.00
0010.51.123.5122200.0000.51925.						
Overtime	0.00	870.50	0.00	0.00	0.00	0.00
0010.51.123.5122200.0000.52102.						
Social Security (FICA)	6,952.45	7,334.48	14,712.00	6,157.46	9,395.00	9,395.00
0010.51.123.5122200.0000.52103.						
Medical Insurance	17,266.20	17,061.20	34,071.00	16,104.34	26,372.00	26,372.00
0010.51.123.5122200.0000.52104.						
Retirement	10,546.43	9,873.57	19,712.00	8,084.99	11,703.00	11,703.00
0010.51.123.5122200.0000.52119.						
Paid Family Leave Act	134.43	158.84	423.00	175.77	268.00	268.00
0010.51.123.5122200.0000.53101.						
Supplies	115.04	1,195.66	2,000.00	184.53	2,000.00	2,000.00
0010.51.123.5122200.0000.53201.						
Vehicle Fuel	0.00	0.00	1,000.00	0.00	1,000.00	0.00
0010.51.123.5122200.0000.53501.						
Minor Equipment & Small Tools	1,176.74	2,093.86	0.00	2,868.37	0.00	0.00
0010.51.123.5122200.0000.54103.						
Professional Services	32.85	1,035.58	10,000.00	1,033.30	10,000.00	10,000.00
0010.51.123.5122200.0000.54201.						
Postage	650.60	1,486.65	1,787.00	611.75	1,787.00	1,787.00

	2021 Actuals	2022 Actuals	2023-2024 Budget	2023 Actuals	2025-2026 Requested	2025-2026 Final Budget
0010.51.123.5122200.0000.54301.						
Travel	0.00	0.00	2,000.00	445.66	2,000.00	2,000.00
0010.51.123.5122200.0000.54315.						
Meals	0.00	0.00	0.00	0.00	0.00	0.00
0010.51.123.5122200.0000.54503.						
Rentals-Office Equipment	1,763.60	141.60	6,000.00	0.00	0.00	0.00
0010.51.123.5122200.0000.54729.						
Background Checks - WSP	429.00	352.00	1,800.00	275.00	1,800.00	1,800.00
0010.51.123.5122200.0000.54802.						
Repair/Maintenance-Vehicle	0.00	0.00	500.00	0.00	500.00	500.00
0010.51.123.5122200.0000.54901.						
Association Dues	0.00	0.00	40.00	0.00	40.00	40.00
0010.51.123.5122200.0000.54905.						
Training	281.50	991.35	1,700.00	975.00	1,700.00	1,700.00
0010.51.123.5122200.0000.54907.						
Other Misc Rentals/Fees	101.09	811.82	0.00	759.03	0.00	0.00
0010.51.123.5122200.0000.93201.						
Fuel Assessment	0.00	0.00	0.00	0.00	0.00	1,000.00
0010.51.123.5122200.0000.94191.						
IT Administration Assessments	10,800.00	10,802.00	12,326.00	6,162.96	12,038.00	12,038.00
0010.51.123.5122200.0000.94696.						
Workers Comp Assessments	268.00	268.00	552.00	276.00	545.00	545.00
0010.51.123.5122200.0000.94697.						
Insurance Mgmt Assessments	1,164.00	1,164.00	0.00	0.00	6,626.00	6,626.00
0010.51.123.5122200.0000.94699.						
Accumulated Leave Assessments	1,572.00	1,572.00	3,365.00	1,682.52	2,149.00	2,149.00
GF239112 - GF 123 Debt Principal						
0010.91.123.5911200.0000.57800.						
Debt Service Principal	0.00	4,568.83	0.00	3,453.87	0.00	0.00
GF239212 - GF 123 Debt Interest						
0010.92.123.5921200.0000.58300.						
Debt Service Interest	0.00	281.07	0.00	76.53	0.00	0.00
124 - Treasurer						3,488,062.00
GF244220 - GF Fiduciary Services						
0010.51.124.5142200.0000.51176.						
Prosser Office Supervisor	0.00	0.00	0.00	0.00	122,313.00	122,313.00
0010.51.124.5142200.0000.51255.						
Accounting Assistant III Train	0.00	0.00	0.00	10,320.40	0.00	0.00
0010.51.124.5142200.0000.51498.						
Treasurer	127,958.64	129,297.48	266,292.00	131,909.75	276,252.00	276,252.00
0010.51.124.5142200.0000.51499.						
Tax Collection Manager	61,648.00	65,724.00	138,420.00	70,060.00	157,300.00	157,300.00

	2021 Actuals	2022 Actuals	2023-2024 Budget	2023 Actuals	2025-2026 Requested	2025-2026 Final Budget
0010.51.124.5142200.0000.51500. Manager of Treasury Operations	64,486.10	73,452.69	160,224.00	67,477.00	182,085.00	182,085.00
0010.51.124.5142200.0000.51501. Chief Deputy Treasurer	97,450.80	99,642.96	205,305.00	101,636.16	214,389.00	214,389.00
0010.51.124.5142200.0000.51502. Accounting Assistant II	50,637.91	55,332.07	126,504.00	65,136.00	137,568.00	137,568.00
0010.51.124.5142200.0000.51503. Accounting Assistant II	8,541.19	8,790.01	19,779.00	10,005.34	23,031.00	23,031.00
0010.51.124.5142200.0000.51504. Accounting Assistant I	37,624.71	34,022.48	91,776.00	42,129.15	101,526.00	101,526.00
0010.51.124.5142200.0000.51505. Accounting Assistant III	48,089.96	52,551.93	123,684.00	62,609.63	0.00	0.00
0010.51.124.5142200.0000.51506. Office Assistant I	28,001.89	32,557.27	91,776.00	42,096.42	104,476.00	104,476.00
0010.51.124.5142200.0000.51507. Office Assistant I	37,950.29	42,236.00	98,890.00	50,030.00	115,150.00	115,150.00
0010.51.124.5142200.0000.51508. Accounting Assistant I	40,128.00	43,884.00	99,177.00	45,885.00	115,485.00	115,485.00
0010.51.124.5142200.0000.51512. Financial Analyst	50,218.20	59,196.00	123,780.00	62,652.00	140,658.00	140,658.00
0010.51.124.5142200.0000.51514. Office Assistant I	26,020.50	40,265.76	93,384.00	47,250.00	108,750.00	108,750.00
0010.51.124.5142200.0000.51589. Office Assistant II	14,749.25	23,808.41	37,405.00	18,282.24	42,083.00	42,083.00
0010.51.124.5142200.0000.51905. Temporary Help	0.00	0.00	2,000.00	0.00	2,000.00	2,000.00
0010.51.124.5142200.0000.51925. Overtime	43.48	214.08	3,000.00	2,316.67	5,000.00	3,000.00
0010.51.124.5142200.0000.52102. Social Security (FICA)	52,338.70	56,714.28	128,627.00	62,728.53	141,224.00	141,224.00
0010.51.124.5142200.0000.52103. Medical Insurance	181,943.49	180,799.00	372,983.00	191,546.17	392,013.00	392,013.00
0010.51.124.5142200.0000.52104. Retirement	65,666.59	64,142.43	172,343.00	69,360.27	151,900.00	151,900.00
0010.51.124.5142200.0000.52119. Paid Family Leave Act	1,005.63	1,227.05	3,699.00	1,777.29	4,023.00	4,023.00
0010.51.124.5142200.0000.53101. Supplies	5,706.56	7,053.41	25,600.00	4,637.96	25,600.00	25,600.00
0010.51.124.5142200.0000.53111. Publications	0.00	0.00	502.00	0.00	502.00	502.00
0010.51.124.5142200.0000.53201. Vehicle Fuel	598.62	1,033.64	6,230.00	487.18	1,000.00	0.00

	2021 Actuals	2022 Actuals	2023-2024 Budget	2023 Actuals	2025-2026 Requested	2025-2026 Final Budget
0010.51.124.5142200.0000.53501.						
Minor Equipment & Small Tools	0.00	1,508.83	4,520.00	0.00	4,500.00	4,500.00
0010.51.124.5142200.0000.53503.						
Computer Software	105.50	211.00	0.00	0.00	0.00	0.00
0010.51.124.5142200.0000.53508.						
Computer Replacement	0.00	703.03	0.00	0.00	0.00	0.00
0010.51.124.5142200.0000.54103.						
Professional Services	6,469.90	5,062.05	11,480.00	5,035.47	14,500.00	11,480.00
0010.51.124.5142200.0000.54123.						
Arbitrage Fees	1,575.00	0.00	5,800.00	0.00	4,800.00	4,800.00
0010.51.124.5142200.0000.54133.						
Bond Admin Fees	170.00	752.74	3,700.00	550.00	3,700.00	3,700.00
0010.51.124.5142200.0000.54172.						
Tax Statement Service	18,393.10	16,706.40	46,744.00	18,662.02	50,000.00	49,850.00
0010.51.124.5142200.0000.54201.						
Postage	39,777.75	41,683.81	94,424.00	46,450.97	106,000.00	106,000.00
0010.51.124.5142200.0000.54202.						
Telephone	0.00	0.00	0.00	0.00	0.00	0.00
0010.51.124.5142200.0000.54301.						
Travel	0.00	3,681.79	4,500.00	1,341.42	4,500.00	2,940.00
0010.51.124.5142200.0000.54315.						
Meals	0.00	554.70	0.00	129.90	500.00	0.00
0010.51.124.5142200.0000.54503.						
Rentals-Office Equipment	150.00	0.00	2,680.00	0.00	0.00	0.00
0010.51.124.5142200.0000.54802.						
Repair/Maintenance-Vehicle	0.00	0.00	1,400.00	0.00	1,000.00	1,000.00
0010.51.124.5142200.0000.54901.						
Association Dues	300.00	300.00	2,000.00	0.00	1,500.00	1,500.00
0010.51.124.5142200.0000.54905.						
Training	1,383.11	1,085.91	5,000.00	1,500.34	5,000.00	5,000.00
0010.51.124.5142200.0000.54907.						
Other Misc Rentals/Fees	1,268.61	1,526.97	3,000.00	814.81	0.00	0.00
0010.51.124.5142200.0000.54950.						
Misc Bank Fees	0.00	24,421.61	80,000.00	2,030.47	80,000.00	41,398.00
0010.51.124.5142200.0000.93201.						
Fuel Assessment	0.00	0.00	0.00	0.00	0.00	1,589.00
0010.51.124.5142200.0000.93580.						
New Comptr Hardware & Software	0.00	0.00	800.00	0.00	0.00	0.00
0010.51.124.5142200.0000.93581.						
IT Computer Replt Assessments	17,252.00	17,253.00	41,563.00	20,781.48	18,728.00	18,728.00
0010.51.124.5142200.0000.94191.						
IT Administration Assessments	197,912.00	197,912.00	448,692.00	224,346.00	456,193.00	456,193.00

	2021 Actuals	2022 Actuals	2023-2024 Budget	2023 Actuals	2025-2026 Requested	2025-2026 Final Budget	
0010.51.124.5142200.0000.94591.							
E R & R Replacement Assessment	6,264.00	3,880.00	5,568.00	2,784.00	6,216.00	6,216.00	
0010.51.124.5142200.0000.94696.							
Workers Comp Assessments	4,225.50	4,225.50	8,779.00	4,389.48	8,237.00	8,237.00	
0010.51.124.5142200.0000.94697.							
Insurance Mgmt Assessments	13,861.00	13,861.00	54,359.00	27,179.52	93,797.00	93,797.00	
0010.51.124.5142200.0000.94699.							
Accumulated Leave Assessments	13,175.50	13,175.50	29,424.00	14,712.00	32,306.00	32,306.00	
0010.51.124.5142200.0000.94894.							
E R & R Vehicle Maintenance	1,000.00	1,000.00	3,024.00	1,512.00	3,500.00	3,500.00	
GF244229 - GF Limitd Use Funds Cash Trans							
0010.51.124.5142290.0000.54102.							
Contract Services	23,378.69	24,069.71	48,160.00	26,690.44	74,000.00	74,000.00	
GF249414 - GF 124 Financial Rec & Elect							
0010.94.124.5941400.0000.56410.							
Capital Outlay - Vehicles	0.00	0.00	0.00	0.00	0.00	0.00	
125 - Sheriff Traffic Control							1,465,887.00
GF251700 - GF Traffic Policing							
0010.52.125.5217000.0000.51471.							
Deputy	0.00	0.00	0.00	0.00	0.00	0.00	
0010.52.125.5217000.0000.51497.							
Deputy	0.00	0.00	0.00	0.00	0.00	0.00	
0010.52.125.5217000.0000.51523.							
Deputy	84,492.20	101,976.48	204,457.00	102,228.48	170,816.00	170,816.00	
0010.52.125.5217000.0000.51530.							
Deputy	89,523.14	95,482.74	205,626.00	93,787.21	215,409.00	215,409.00	
0010.52.125.5217000.0000.51918.							
Deputy	90,901.04	107,746.47	212,976.00	106,989.12	223,198.00	223,198.00	
0010.52.125.5217000.0000.51919.							
Deputy	83,248.87	60,006.93	169,032.00	100,068.06	215,103.00	215,103.00	
0010.52.125.5217000.0000.51925.							
Overtime	18,071.24	25,940.48	8,732.00	17,200.19	8,732.00	8,732.00	
0010.52.125.5217000.0000.51935.							
Holiday	20,254.84	23,067.17	38,260.00	24,452.53	38,260.00	38,260.00	
0010.52.125.5217000.0000.52102.							
Social Security (FICA)	29,261.32	31,532.08	64,190.00	34,205.47	66,671.00	66,671.00	
0010.52.125.5217000.0000.52103.							
Medical Insurance	54,200.00	49,013.24	111,505.00	64,164.00	131,797.00	131,797.00	
0010.52.125.5217000.0000.52104.							
Retirement	20,449.82	21,993.59	44,471.00	23,434.83	46,365.00	46,365.00	
0010.52.125.5217000.0000.52105.							
Uniforms & Accessories	561.45	596.41	5,276.00	2,403.71	5,276.00	5,276.00	

	2021 Actuals	2022 Actuals	2023-2024 Budget	2023 Actuals	2025-2026 Requested	2025-2026 Final Budget
0010.52.125.5217000.0000.52106.						
Uniform Laundry	349.42	305.01	926.00	449.36	926.00	926.00
0010.52.125.5217000.0000.52119.						
Paid Family Leave Act	570.57	685.21	1,846.00	966.11	1,899.00	1,899.00
0010.52.125.5217000.0000.53106.						
Operating Supplies	0.00	0.00	3,358.00	902.71	3,358.00	3,358.00
0010.52.125.5217000.0000.53135.						
Maintenance/Repair Supplies	0.00	0.00	3,200.00	0.00	3,200.00	3,200.00
0010.52.125.5217000.0000.53201.						
Vehicle Fuel	747.46	46,396.04	56,325.00	32,438.36	56,325.00	0.00
0010.52.125.5217000.0000.53501.						
Minor Equipment & Small Tools	0.00	2,421.04	710.00	17.73	710.00	710.00
0010.52.125.5217000.0000.54102.						
Contract Services	1,460.38	0.00	1,000.00	1,040.07	1,000.00	1,000.00
0010.52.125.5217000.0000.54103.						
Professional Services	758.41	0.00	1,000.00	3,900.69	1,000.00	1,000.00
0010.52.125.5217000.0000.54301.						
Travel	156.81	603.60	1,000.00	679.56	1,000.00	1,000.00
0010.52.125.5217000.0000.54315.						
Meals	0.00	0.00	0.00	0.00	0.00	0.00
0010.52.125.5217000.0000.54727.						
EDC-800 MHZ User Fees	3,989.58	1,329.86	10,426.00	5,887.22	11,260.00	11,260.00
0010.52.125.5217000.0000.54728.						
Secomm	17,920.00	17,668.58	42,008.00	21,763.04	46,882.00	46,882.00
0010.52.125.5217000.0000.54733.						
800 MHZ System Upgrade	0.00	3,896.00	3,579.00	1,594.00	3,432.00	3,432.00
0010.52.125.5217000.0000.54802.						
Repair/Maintenance-Vehicle	0.00	0.00	1,205.00	0.00	1,205.00	1,205.00
0010.52.125.5217000.0000.54813.						
Repair/Maintenance-Radios	0.00	0.00	2,700.00	0.00	2,700.00	2,700.00
0010.52.125.5217000.0000.54905.						
Training	100.00	0.00	2,000.00	853.75	2,000.00	2,000.00
0010.52.125.5217000.0000.55119.						
EDC-800 MHZ User Fees	0.00	0.00	0.00	0.00	0.00	0.00
0010.52.125.5217000.0000.93201.						
Fuel Assessment	0.00	0.00	0.00	0.00	0.00	56,325.00
0010.52.125.5217000.0000.94191.						
IT Administration Assessments	0.00	0.00	0.00	0.00	0.00	0.00
0010.52.125.5217000.0000.94696.						
Workers Comp Assessments	19,772.50	19,772.50	42,594.00	21,297.00	42,676.00	42,676.00
0010.52.125.5217000.0000.94697.						
Insurance Mgmt Assessments	40,781.50	40,781.50	114,858.00	57,429.00	129,130.00	129,130.00

	2021 Actuals	2022 Actuals	2023-2024 Budget	2023 Actuals	2025-2026 Requested	2025-2026 Final Budget	
0010.52.125.5217000.0000.94699.							
Accumulated Leave Assessments	6,696.50	6,696.50	14,684.00	7,341.96	15,252.00	15,252.00	
0010.52.125.5217000.0000.94894.							
E R & R Vehicle Maintenance	5,073.00	5,073.00	16,128.00	8,064.00	20,305.00	20,305.00	
126 - Park Department							655,710.00
GF266800 - GF General Parks							
0010.57.126.5768000.0000.51533.							
Park Caretaker	55,900.95	62,568.00	125,136.00	64,452.00	132,768.00	132,768.00	
0010.57.126.5768000.0000.51538.							
Park Caretaker	39,412.99	49,028.00	103,002.00	50,847.36	117,044.00	117,044.00	
0010.57.126.5768000.0000.51905.							
Temporary Help	0.00	0.00	0.00	0.00	0.00	0.00	
0010.57.126.5768000.0000.51925.							
Overtime	0.00	0.00	300.00	0.00	300.00	300.00	
0010.57.126.5768000.0000.52102.							
Social Security (FICA)	7,274.05	8,531.75	17,476.00	8,815.14	19,134.00	19,134.00	
0010.57.126.5768000.0000.52103.							
Medical Insurance	32,491.80	34,122.40	68,141.00	34,744.40	70,589.00	70,589.00	
0010.57.126.5768000.0000.52104.							
Retirement	10,958.22	11,490.84	23,415.00	11,449.81	23,836.00	23,836.00	
0010.57.126.5768000.0000.52105.							
Uniforms & Accessories	499.34	76.01	1,200.00	0.00	0.00	0.00	
0010.57.126.5768000.0000.52119.							
Paid Family Leave Act	141.12	184.70	503.00	250.63	545.00	545.00	
0010.57.126.5768000.0000.53101.							
Supplies	143.15	2,616.04	500.00	4,558.26	14,000.00	14,000.00	
0010.57.126.5768000.0000.53108.							
Janitorial Supplies	881.25	988.34	1,500.00	502.03	1,500.00	1,500.00	
0010.57.126.5768000.0000.53117.							
Chemicals	2,775.05	3,343.98	6,987.00	240.30	7,000.00	7,000.00	
0010.57.126.5768000.0000.53120.							
Ground Keeping Supplies	10,605.01	11,442.90	16,000.00	67.90	1,500.00	2,500.00	
0010.57.126.5768000.0000.53201.							
Vehicle Fuel	4,489.93	6,132.75	12,000.00	6,179.77	13,000.00	0.00	
0010.57.126.5768000.0000.53501.							
Minor Equipment & Small Tools	76.01	511.21	1,500.00	245.17	1,500.00	1,500.00	
0010.57.126.5768000.0000.54102.							
Contract Services	2,424.71	1,951.75	5,000.00	0.00	0.00	0.00	
0010.57.126.5768000.0000.54103.							
Professional Services	1,003.03	1,193.86	2,500.00	5,229.73	12,000.00	12,000.00	
0010.57.126.5768000.0000.54201.							
Postage	0.00	0.00	50.00	0.00	0.00	0.00	

	2021 Actuals	2022 Actuals	2023-2024 Budget	2023 Actuals	2025-2026 Requested	2025-2026 Final Budget	
0010.57.126.5768000.0000.54400.							
Taxes & Operating Assessments	797.49	805.61	1,950.00	823.52	2,000.00	2,000.00	
0010.57.126.5768000.0000.54500.							
Rentals	0.00	0.00	8,000.00	0.00	0.00	0.00	
0010.57.126.5768000.0000.54504.							
Rentals-Small Equipment	1,156.80	0.00	0.00	0.00	2,000.00	2,000.00	
0010.57.126.5768000.0000.54701.							
Utilities	10,671.34	12,239.24	24,000.00	13,283.30	35,000.00	35,000.00	
0010.57.126.5768000.0000.54703.							
Waste Disposal	7,284.59	5,270.69	10,000.00	4,234.48	10,000.00	10,000.00	
0010.57.126.5768000.0000.54804.							
Repair/Maintenance-Other	13,081.06	1,227.74	10,000.00	9,975.02	6,000.00	6,000.00	
0010.57.126.5768000.0000.54905.							
Training	470.00	481.38	1,600.00	393.00	2,000.00	2,000.00	
0010.57.126.5768000.0000.54906.							
Print/Bindery	650.51	203.82	1,500.00	0.00	0.00	0.00	
0010.57.126.5768000.0000.54907.							
Other Misc Rentals/Fees	4,327.00	4,568.00	12,400.00	7,042.00	15,000.00	15,000.00	
0010.57.126.5768000.0000.93201.							
Fuel Assessment	0.00	0.00	0.00	0.00	0.00	12,867.00	
0010.57.126.5768000.0000.93580.							
New Comptr Hardware & Software	0.00	0.00	2,625.00	0.00	0.00	0.00	
0010.57.126.5768000.0000.94191.							
IT Administration Assessments	2,380.00	2,380.00	7,815.00	3,907.56	13,658.00	13,658.00	
0010.57.126.5768000.0000.94193.							
E R & R Fund Services	1,777.46	480.00	0.00	0.00	0.00	0.00	
0010.57.126.5768000.0000.94591.							
E R & R Replacement Assessment	11,872.00	11,872.00	20,352.00	10,176.00	55,320.00	55,320.00	
0010.57.126.5768000.0000.94696.							
Workers Comp Assessments	8,398.50	8,398.50	0.00	0.00	17,148.00	17,148.00	
0010.57.126.5768000.0000.94697.							
Insurance Mgmt Assessments	2,780.00	2,780.00	1,078.00	539.04	15,125.00	15,125.00	
0010.57.126.5768000.0000.94699.							
Accumulated Leave Assessments	1,886.00	1,886.00	3,998.00	1,998.96	4,376.00	4,376.00	
0010.57.126.5768000.0000.94894.							
E R & R Vehicle Maintenance	4,000.00	4,000.00	30,792.00	15,396.00	62,500.00	62,500.00	
127 - Personnel Resources							1,249,488.00
GF278100 - GF Personnel Services							
0010.51.127.5181000.0000.51192.							
Human Resources Generalist	0.00	0.00	0.00	0.00	125,504.00	125,504.00	
0010.51.127.5181000.0000.51583.							
Human Resources Generalist	0.00	12,281.07	123,780.00	67,849.75	123,326.00	123,326.00	

	2021 Actuals	2022 Actuals	2023-2024 Budget	2023 Actuals	2025-2026 Requested	2025-2026 Final Budget
0010.51.127.5181000.0000.51732. Human Resources Director	96,726.00	110,959.28	140,285.00	72,102.09	222,804.00	248,850.00
0010.51.127.5181000.0000.51734. Human Resources Assistant	30,366.12	31,284.10	62,568.00	28,776.11	11,180.00	11,180.00
0010.51.127.5181000.0000.51736. HR Assistant Manager	83,556.00	78,130.54	187,452.00	95,352.00	106,341.00	106,341.00
0010.51.127.5181000.0000.51737. HR Sec/Civil Srv Chief Examine	36,799.98	33,172.88	58,538.00	33,667.41	88,443.00	88,443.00
0010.51.127.5181000.0000.52102. Social Security (FICA)	18,944.90	20,326.44	42,712.00	22,768.32	51,836.00	53,829.00
0010.51.127.5181000.0000.52103. Medical Insurance	56,978.47	58,601.11	122,568.00	65,426.64	137,648.00	137,648.00
0010.51.127.5181000.0000.52104. Retirement	28,662.99	27,375.53	57,229.00	29,597.23	64,575.00	67,057.00
0010.51.127.5181000.0000.52119. Paid Family Leave Act	365.93	444.02	1,229.00	647.08	1,477.00	1,533.00
0010.51.127.5181000.0000.53101. Supplies	1,661.89	324.09	2,000.00	2,744.42	5,000.00	4,400.00
0010.51.127.5181000.0000.53201. Vehicle Fuel	26.11	58.20	1,500.00	51.05	1,000.00	0.00
0010.51.127.5181000.0000.53501. Minor Equipment & Small Tools	76.01	0.00	0.00	0.00	0.00	0.00
0010.51.127.5181000.0000.53508. Computer Replacement	2,838.45	3,286.08	0.00	0.00	0.00	0.00
0010.51.127.5181000.0000.54103. Professional Services	13,851.80	113,641.96	111,000.00	71,359.27	135,674.00	135,674.00
0010.51.127.5181000.0000.54201. Postage	0.00	174.00	200.00	0.00	200.00	200.00
0010.51.127.5181000.0000.54301. Travel	0.00	0.00	0.00	203.38	3,000.00	3,000.00
0010.51.127.5181000.0000.54315. Meals	0.00	0.00	0.00	80.95	1,000.00	1,000.00
0010.51.127.5181000.0000.54503. Rentals-Office Equipment	3,407.23	2,860.37	10,000.00	0.00	0.00	0.00
0010.51.127.5181000.0000.54901. Association Dues	219.00	0.00	200.00	206.25	1,000.00	1,000.00
0010.51.127.5181000.0000.54905. Training	0.00	0.00	2,575.00	3,374.89	6,000.00	6,000.00
0010.51.127.5181000.0000.54906. Print/Bindery	0.00	0.00	300.00	165.88	300.00	300.00
0010.51.127.5181000.0000.54907. Other Misc Rentals/Fees	1,174.88	0.00	0.00	1,262.20	2,000.00	2,000.00

	2021 Actuals	2022 Actuals	2023-2024 Budget	2023 Actuals	2025-2026 Requested	2025-2026 Final Budget	
0010.51.127.5181000.0000.93201.							
Fuel Assessment	0.00	0.00	0.00	0.00	0.00	1,600.00	
0010.51.127.5181000.0000.93580.							
New Comptr Hardware & Software	0.00	0.00	300.00	0.00	0.00	0.00	
0010.51.127.5181000.0000.93581.							
IT Computer Replt Assessments	4,000.00	4,003.00	6,444.00	3,472.53	11,385.00	11,385.00	
0010.51.127.5181000.0000.94191.							
IT Administration Assessments	22,864.00	22,864.00	76,062.00	39,813.97	71,322.00	71,322.00	
0010.51.127.5181000.0000.94503.							
IT Supplemental Assessment	0.00	2,849.76	0.00	0.00	0.00	0.00	
0010.51.127.5181000.0000.94696.							
Workers Comp Assessments	897.00	897.00	2,517.00	1,306.72	2,654.00	2,654.00	
0010.51.127.5181000.0000.94697.							
Insurance Mgmt Assessments	2,926.00	2,926.00	15,475.00	7,737.48	33,384.00	33,384.00	
0010.51.127.5181000.0000.94699.							
Accumulated Leave Assessments	4,294.00	4,294.00	9,771.00	5,084.78	11,858.00	11,858.00	
129 - TB Hospital							158,343.00
GF292000 - GF Public Health Services							
0010.56.129.5620000.0000.53110.							
Medical Supplies	0.00	0.00	24,600.00	0.00	24,600.00	24,600.00	
0010.56.129.5620000.0000.54103.							
Professional Services	640.00	4,081.25	22,500.00	0.00	22,500.00	22,500.00	
0010.56.129.5620000.0000.54721.							
TB Hospital/Health	47,515.00	35,716.25	111,240.00	55,327.50	122,643.00	111,243.00	
0010.56.129.5620000.0000.55108.							
TB Hospital/Health	0.00	0.00	0.00	0.00	0.00	0.00	
131 - GIS							556,488.00
GF318830 - GF GIS							
0010.51.131.5188300.0000.51149.							
GIS Analyst	47,687.60	44,778.21	114,882.00	73,585.90	170,429.00	170,429.00	
0010.51.131.5188300.0000.51238.							
GIS Technician II	43,584.44	53,722.36	114,882.00	2,445.52	0.00	0.00	
0010.51.131.5188300.0000.51491.							
Office Assistant I	0.00	0.00	0.00	0.00	0.00	0.00	
0010.51.131.5188300.0000.52102.							
Social Security (FICA)	6,970.73	7,535.36	17,577.00	5,749.35	13,038.00	13,038.00	
0010.51.131.5188300.0000.52103.							
Medical Insurance	31,806.60	31,283.20	68,141.00	15,214.20	28,095.00	28,095.00	
0010.51.131.5188300.0000.52104.							
Retirement	10,485.94	10,146.72	23,551.00	7,533.59	16,242.00	16,242.00	
0010.51.131.5188300.0000.52119.							
Paid Family Leave Act	135.15	163.53	506.00	165.28	371.00	371.00	

	2021 Actuals	2022 Actuals	2023-2024 Budget	2023 Actuals	2025-2026 Requested	2025-2026 Final Budget
0010.51.136.5159100.0000.93581. IT Computer Replt Assessments	6,596.00	6,599.00	16,358.00	8,178.96	0.00	0.00
0010.51.136.5159100.0000.94191. IT Administration Assessments	61,684.00	61,686.00	117,196.00	58,598.04	0.00	0.00
0010.51.136.5159100.0000.94594. Building / Office Rent	28,855.00	28,855.00	53,086.00	26,543.04	0.00	0.00
0010.51.136.5159100.0000.94696. Workers Comp Assessments	473.00	473.00	1,495.00	747.48	763.00	763.00
0010.51.136.5159100.0000.94697. Insurance Mgmt Assessments	1,542.50	1,542.50	6,632.00	3,315.96	10,378.00	10,378.00
0010.51.136.5159100.0000.94699. Accumulated Leave Assessments	3,607.00	3,607.00	6,879.00	3,439.56	8,078.00	8,078.00
GF365911 - GF District Court Indigent Def						
0010.51.136.5159110.0000.51026. Case Supervisor - Attorney II	0.00	0.00	0.00	0.00	155,826.00	155,826.00
0010.51.136.5159110.0000.51027. Case Supervisor - Attorney II	0.00	0.00	0.00	0.00	155,826.00	155,826.00
0010.51.136.5159110.0000.51045. Public Defense Attorney I	0.00	0.00	0.00	0.00	134,604.00	134,604.00
0010.51.136.5159110.0000.51046. Public Defense Attorney I	0.00	0.00	0.00	0.00	134,604.00	134,604.00
0010.51.136.5159110.0000.51050. Public Defense Attorney I	0.00	0.00	0.00	0.00	134,604.00	134,604.00
0010.51.136.5159110.0000.51068. Public Defense Attorney I	0.00	0.00	0.00	0.00	134,604.00	134,604.00
0010.51.136.5159110.0000.51072. Public Defense Attorney I	0.00	0.00	0.00	0.00	134,604.00	134,604.00
0010.51.136.5159110.0000.51074. Public Defense Attorney I	0.00	0.00	0.00	0.00	134,604.00	134,604.00
0010.51.136.5159110.0000.51075. Public Defense Attorney I	0.00	0.00	0.00	0.00	134,604.00	134,604.00
0010.51.136.5159110.0000.51076. Public Defense Attorney I	0.00	0.00	0.00	0.00	44,868.00	44,868.00
0010.51.136.5159110.0000.51077. Public Defense Attorney I	0.00	0.00	0.00	0.00	44,868.00	44,868.00
0010.51.136.5159110.0000.51078. Public Defense Attorney II	0.00	0.00	0.00	0.00	155,826.00	155,826.00
0010.51.136.5159110.0000.51079. Public Defense Attorney II	0.00	0.00	0.00	0.00	155,826.00	155,826.00
0010.51.136.5159110.0000.51123. Public Defense Attorney II	0.00	0.00	0.00	0.00	155,826.00	155,826.00
0010.51.136.5159110.0000.51144.						

	2021 Actuals	2022 Actuals	2023-2024 Budget	2023 Actuals	2025-2026 Requested	2025-2026 Final Budget
OPD Legal Support Manager	0.00	0.00	0.00	0.00	0.00	0.00
0010.51.136.5159110.0000.51168.						
Public Defense Attorney II	0.00	0.00	0.00	0.00	155,826.00	155,826.00
0010.51.136.5159110.0000.51170.						
Public Defense Attorney II	0.00	0.00	0.00	0.00	155,826.00	155,826.00
0010.51.136.5159110.0000.51171.						
Public Defense Attorney II	0.00	0.00	0.00	0.00	155,826.00	155,826.00
0010.51.136.5159110.0000.51172.						
Public Defense Attorney II	0.00	0.00	0.00	0.00	51,942.00	51,942.00
0010.51.136.5159110.0000.51180.						
Public Defense Attorney II	0.00	0.00	0.00	0.00	51,942.00	51,942.00
0010.51.136.5159110.0000.51304.						
Public Defense Attorney II	23,833.95	0.00	0.00	0.00	0.00	0.00
0010.51.136.5159110.0000.51565.						
Public Defense Attorney II	59,904.71	65,455.46	155,883.00	34,464.82	163,486.00	163,486.00
0010.51.136.5159110.0000.51634.						
Public Defense Attorney	0.00	0.00	155,268.00	59,701.19	232,617.00	232,617.00
0010.51.136.5159110.0000.51696.						
Legal Secretary III	0.00	0.00	0.00	0.00	119,160.00	119,160.00
0010.51.136.5159110.0000.51727.						
Public Defense Attorney II	0.00	0.00	0.00	0.00	51,942.00	51,942.00
0010.51.136.5159110.0000.51786.						
Legal Secretary III	0.00	0.00	0.00	0.00	122,317.00	122,317.00
0010.51.136.5159110.0000.51920.						
Public Defense Manager	0.00	0.00	0.00	0.00	0.00	0.00
0010.51.136.5159110.0000.51928.						
Public Defense Attorney I	0.00	5,780.00	0.00	72,799.19	232,617.00	232,617.00
0010.51.136.5159110.0000.52102.						
Social Security (FICA)	6,405.93	5,449.45	23,803.00	12,271.92	252,802.00	252,802.00
0010.51.136.5159110.0000.52103.						
Medical Insurance	22,334.22	17,994.94	68,142.00	29,863.26	574,775.00	574,775.00
0010.51.136.5159110.0000.52104.						
Retirement	9,833.75	7,339.48	31,893.00	15,633.03	314,928.00	314,928.00
0010.51.136.5159110.0000.52119.						
Paid Family Leave Act	121.87	121.01	685.00	348.34	7,201.00	7,201.00
0010.51.136.5159110.0000.53101.						
Supplies	126.09	224.39	500.00	310.40	500.00	500.00
0010.51.136.5159110.0000.53111.						
Publications	0.00	0.00	0.00	0.00	0.00	0.00
0010.51.136.5159110.0000.54101.						
Legal Services	742,302.01	961,061.27	2,070,448.00	668,143.10	2,070,448.00	2,070,448.00
0010.51.136.5159110.0000.54102.						

	2021 Actuals	2022 Actuals	2023-2024 Budget	2023 Actuals	2025-2026 Requested	2025-2026 Final Budget
Contract Services	0.00	521.76	0.00	4,352.35	0.00	0.00
0010.51.136.5159110.0000.54103.						
Professional Services	18,438.36	26,365.14	20,000.00	32,983.15	20,000.00	20,000.00
0010.51.136.5159110.0000.54201.						
Postage	15.80	0.00	600.00	50.00	600.00	600.00
0010.51.136.5159110.0000.54202.						
Telephone	0.00	-23.48	0.00	0.00	0.00	0.00
0010.51.136.5159110.0000.54301.						
Travel	0.00	63.94	700.00	0.00	700.00	700.00
0010.51.136.5159110.0000.54315.						
Meals	70.95	0.00	0.00	133.95	0.00	0.00
0010.51.136.5159110.0000.54503.						
Rentals-Office Equipment	1,856.40	1,856.40	3,712.00	933.21	0.00	0.00
0010.51.136.5159110.0000.54901.						
Association Dues	0.00	0.00	0.00	388.39	0.00	0.00
0010.51.136.5159110.0000.54905.						
Training	0.00	0.00	0.00	0.00	0.00	0.00
0010.51.136.5159110.0000.54907.						
Other Misc Rentals/Fees	714.61	550.33	1,770.00	481.08	1,770.00	1,770.00
0010.51.136.5159110.0000.93581.						
IT Computer Repl Assessment	0.00	0.00	0.00	0.00	10,731.00	10,731.00
0010.51.136.5159110.0000.94191.						
IT Administration Assessments	23,128.00	23,129.00	46,207.00	23,103.48	196,350.00	196,350.00
0010.51.136.5159110.0000.94594.						
Building / Office Rent	0.00	0.00	0.00	0.00	32,112.00	32,112.00
0010.51.136.5159110.0000.94696.						
Workers Comp Assessments	473.00	473.00	747.00	373.56	1,593.00	1,593.00
0010.51.136.5159110.0000.94697.						
Insurance Mgmt Assessments	1,542.50	1,542.50	6,632.00	3,315.96	21,671.00	21,671.00
0010.51.136.5159110.0000.94699.						
Accumulated Leave Assessments	2,256.00	2,256.00	2,728.00	1,364.04	57,830.00	57,830.00
GF365919 - GF OPD Limited Use Funds						
0010.51.136.5159190.0000.51008.						
Public Defense Attorney III	0.00	0.00	0.00	0.00	180,378.00	180,378.00
0010.51.136.5159190.0000.51009.						
Public Defense Attorney III	0.00	0.00	0.00	0.00	180,378.00	180,378.00
0010.51.136.5159190.0000.51011.						
Public Defense Attorney III	0.00	0.00	0.00	0.00	180,378.00	180,378.00
0010.51.136.5159190.0000.51012.						
Public Defense Attorney III	0.00	0.00	0.00	0.00	60,126.00	60,126.00
0010.51.136.5159190.0000.51013.						
Public Defense Attorney IV	0.00	0.00	0.00	0.00	198,864.00	198,864.00

	2021 Actuals	2022 Actuals	2023-2024 Budget	2023 Actuals	2025-2026 Requested	2025-2026 Final Budget
0010.51.136.5159190.0000.51014. Public Defense Attorney IV	0.00	0.00	0.00	0.00	198,864.00	198,864.00
0010.51.136.5159190.0000.51017. Public Defense Attorney IV	0.00	0.00	0.00	0.00	198,864.00	198,864.00
0010.51.136.5159190.0000.51018. Public Defense Attorney IV	0.00	0.00	0.00	0.00	66,288.00	66,288.00
0010.51.136.5159190.0000.51023. Case Supervisor - Attorney IV	0.00	0.00	0.00	0.00	66,288.00	66,288.00
0010.51.136.5159190.0000.51024. Case Supervisor - Attorney IV	0.00	0.00	0.00	0.00	198,864.00	198,864.00
0010.51.136.5159190.0000.51025. Case Supervisor - Attorney IV	0.00	0.00	0.00	0.00	198,864.00	198,864.00
0010.51.136.5159190.0000.51304. Public Defense Attorney II	42,385.13	63,931.00	179,712.00	47,583.03	232,286.00	232,286.00
0010.51.136.5159190.0000.51565. Public Defense Attorney II	1,852.71	2,024.35	4,821.00	785.88	0.00	0.00
0010.51.136.5159190.0000.51566. Chief Staff Defender	106,743.05	82,694.72	239,724.00	47,398.84	265,429.00	265,429.00
0010.51.136.5159190.0000.51700. Public Defense Attorney II	93,064.54	79,769.35	179,712.00	51,739.94	164,904.00	164,904.00
0010.51.136.5159190.0000.51717. Legal Secretary III	0.00	0.00	0.00	0.00	119,160.00	119,160.00
0010.51.136.5159190.0000.51928. Public Defense Attorney I	78,936.00	51,513.00	187,641.00	0.00	0.00	0.00
0010.51.136.5159190.0000.52102. Social Security (FICA)	24,708.06	21,414.87	60,558.00	11,275.09	192,010.00	192,010.00
0010.51.136.5159190.0000.52103. Medical Insurance	63,693.18	56,744.26	136,282.00	22,436.74	305,610.00	305,610.00
0010.51.136.5159190.0000.52104. Retirement	37,182.39	28,777.18	81,140.00	14,452.63	239,197.00	239,197.00
0010.51.136.5159190.0000.52119. Paid Family Leave Act	479.50	459.29	1,742.00	320.25	5,470.00	5,470.00
0010.51.136.5159190.0000.54103. Professional Services	185,442.77	389,147.28	496,956.00	414,615.16	496,956.00	496,956.00
0010.51.136.5159190.0000.54163. Superior Court Indigent Defnse	840,033.02	890,550.14	1,779,953.00	489,518.65	1,779,953.00	1,779,953.00
0010.51.136.5159190.0000.93581. IT Computer Replt Assessments	0.00	0.00	0.00	0.00	10,731.00	10,731.00
0010.51.136.5159190.0000.94191. IT Administration Assessments	0.00	0.00	0.00	0.00	196,350.00	196,350.00
0010.51.136.5159190.0000.94594. Building / Office Rent	0.00	0.00	0.00	0.00	32,111.00	32,111.00

	2021 Actuals	2022 Actuals	2023-2024 Budget	2023 Actuals	2025-2026 Requested	2025-2026 Final Budget
0010.51.136.5159190.0000.94696.						
Workers Comp Assessments	709.00	709.00	2,990.00	1,494.96	1,570.00	1,570.00
0010.51.136.5159190.0000.94697.						
Insurance Mgmt Assessments	2,313.50	2,313.50	9,948.00	4,974.00	21,366.00	21,366.00
0010.51.136.5159190.0000.94699.						
Accumulated Leave Assessments	4,946.00	4,946.00	13,854.00	6,927.00	43,924.00	43,924.00
GF365927 - 136 Blake OPD Expenses						
0010.51.136.5159270.0000.54102.						
Contract Services	900.00	90,001.30	0.00	0.00	0.00	0.00
GF365940 - GF Juvenile Offender						
0010.51.136.5159400.0000.51019.						
Public Defense Attorney II	0.00	0.00	0.00	0.00	155,826.00	155,826.00
0010.51.136.5159400.0000.51020.						
Public Defense Attorney II	0.00	0.00	0.00	0.00	51,942.00	51,942.00
0010.51.136.5159400.0000.51021.						
Public Defense Attorney I	0.00	0.00	0.00	0.00	134,604.00	134,604.00
0010.51.136.5159400.0000.51022.						
Public Defense Attorney I	0.00	0.00	0.00	0.00	134,604.00	134,604.00
0010.51.136.5159400.0000.52102.						
Social Security (FICA)	0.00	0.00	0.00	0.00	36,489.00	36,489.00
0010.51.136.5159400.0000.52103.						
Medical Insurance	0.00	0.00	0.00	0.00	88,238.00	88,238.00
0010.51.136.5159400.0000.52104.						
Retirement	0.00	0.00	0.00	0.00	45,456.00	45,456.00
0010.51.136.5159400.0000.52119.						
Paid Family Leave Act	0.00	0.00	0.00	0.00	1,039.00	1,039.00
0010.51.136.5159400.0000.54102.						
Contract Services	273,345.00	281,285.50	653,250.00	487,851.45	296,190.00	296,190.00
0010.51.136.5159400.0000.54103.						
Professional Services	15,582.29	37,109.13	100,000.00	114,033.73	100,000.00	100,000.00
0010.51.136.5159400.0000.94699.						
Accumulated Leave Assessments	0.00	0.00	0.00	0.00	8,346.00	8,346.00
GF365950 - GF Juv Depend &Term of Parenta						
0010.51.136.5159500.0000.54102.						
Contract Services	110,281.85	144,505.08	0.00	0.00	0.00	0.00
137 - Animal Control						1,182,612.00
GF374301 - GF Animal Control & Shelter						
0010.55.137.5543010.0000.51136.						
Canine Control Officer II	21,266.25	24,511.32	54,720.00	28,319.96	106,794.00	106,794.00
0010.55.137.5543010.0000.51145.						
Canine Control Officer II	0.00	0.00	0.00	0.00	106,794.00	106,794.00
0010.55.137.5543010.0000.51146.						

	2021 Actuals	2022 Actuals	2023-2024 Budget	2023 Actuals	2025-2026 Requested	2025-2026 Final Budget
Canine Control Supervisor 0010.55.137.5543010.0000.51150.	57,569.00	61,002.00	128,473.00	65,034.00	158,382.00	158,382.00
Canine Control Officer III 0010.55.137.5543010.0000.51156.	0.00	0.00	0.00	0.00	0.00	0.00
Canine Control Officer II 0010.55.137.5543010.0000.51181.	0.00	0.00	0.00	0.00	106,794.00	106,794.00
Canine Control Officer II 0010.55.137.5543010.0000.51905.	47,358.00	50,189.00	105,698.00	53,499.00	120,116.00	120,116.00
Temporary Help 0010.55.137.5543010.0000.51925.	0.00	0.00	0.00	0.00	0.00	0.00
Overtime 0010.55.137.5543010.0000.51934.	0.00	0.00	1,108.00	0.00	22,108.00	22,108.00
On-Call Pay 0010.55.137.5543010.0000.52102.	0.00	0.00	0.00	0.00	20,000.00	20,000.00
Social Security (FICA) 0010.55.137.5543010.0000.52103.	9,653.84	10,380.93	22,629.00	11,254.22	49,036.00	49,036.00
Medical Insurance 0010.55.137.5543010.0000.52104.	34,532.40	34,122.40	68,225.00	34,744.40	176,475.00	176,475.00
Retirement 0010.55.137.5543010.0000.52105.	14,634.74	13,974.33	30,440.00	14,583.95	61,086.00	61,086.00
Uniforms & Accessories 0010.55.137.5543010.0000.52119.	1,030.32	834.36	2,000.00	1,486.35	8,500.00	8,500.00
Paid Family Leave Act 0010.55.137.5543010.0000.53101.	186.65	224.83	733.00	319.19	1,397.00	1,397.00
Supplies 0010.55.137.5543010.0000.53106.	0.00	1,896.90	2,000.00	982.77	3,000.00	3,000.00
Operating Supplies 0010.55.137.5543010.0000.53201.	4,538.64	16,205.68	19,000.00	9,354.31	30,000.00	30,000.00
Vehicle Fuel 0010.55.137.5543010.0000.53501.	1,311.43	1,371.84	10,000.00	1,751.97	10,000.00	0.00
Minor Equipment & Small Tools 0010.55.137.5543010.0000.53503.	0.00	0.00	415.00	0.00	1,000.00	1,000.00
Computer Software 0010.55.137.5543010.0000.53508.	0.00	0.00	0.00	0.00	0.00	0.00
Computer Replacement 0010.55.137.5543010.0000.54102.	0.00	3,364.58	0.00	0.00	0.00	0.00
Contract Services 0010.55.137.5543010.0000.54201.	14,264.41	10,601.55	32,631.00	22,740.62	45,000.00	45,000.00
Postage 0010.55.137.5543010.0000.54202.	0.00	300.00	300.00	0.00	300.00	300.00
Telephone 0010.55.137.5543010.0000.54301.	87.22	0.00	0.00	0.00	0.00	0.00

	2021 Actuals	2022 Actuals	2023-2024 Budget	2023 Actuals	2025-2026 Requested	2025-2026 Final Budget
Travel	0.00	0.00	2,808.00	0.00	2,808.00	2,808.00
0010.55.137.5543010.0000.54315.						
Meals	0.00	0.00	0.00	0.00	0.00	0.00
0010.55.137.5543010.0000.54503.						
Rentals-Office Equipment	9.72	0.00	0.00	0.00	0.00	0.00
0010.55.137.5543010.0000.54727.						
EDC-800 MHZ User Fees	1,573.92	2,950.67	3,910.00	956.52	4,222.00	4,222.00
0010.55.137.5543010.0000.54733.						
800 MHZ System Upgrade	0.00	1,948.00	1,342.00	1,076.26	1,287.00	1,287.00
0010.55.137.5543010.0000.54801.						
Repair/Maintenance-Office	0.00	0.00	2,000.00	0.00	2,000.00	2,000.00
0010.55.137.5543010.0000.54802.						
Repair/Maintenance-Vehicle	0.00	0.00	3,000.00	0.00	3,000.00	3,000.00
0010.55.137.5543010.0000.54901.						
Association Dues	0.00	0.00	1,000.00	25.00	1,000.00	1,000.00
0010.55.137.5543010.0000.54905.						
Training	0.00	100.00	2,508.00	0.00	5,500.00	5,500.00
0010.55.137.5543010.0000.54906.						
Print/Bindery	0.00	0.00	300.00	0.00	300.00	300.00
0010.55.137.5543010.0000.54907.						
Other Misc Rentals/Fees	305.98	58.54	0.00	0.00	0.00	0.00
0010.55.137.5543010.0000.54908.						
Licenses & Special Fees	57.50	107.50	200.00	57.50	200.00	200.00
0010.55.137.5543010.0000.55119.						
EDC-800 MHZ User Fees	0.00	0.00	0.00	0.00	0.00	0.00
0010.55.137.5543010.0000.93201.						
Fuel Assessment	0.00	0.00	0.00	0.00	0.00	7,000.00
0010.55.137.5543010.0000.93581.						
IT Computer Replt Assessments	1,476.00	1,473.00	1,718.00	858.96	2,242.00	2,242.00
0010.55.137.5543010.0000.94191.						
IT Administration Assessments	10,804.00	10,801.00	36,243.00	18,121.56	59,940.00	59,940.00
0010.55.137.5543010.0000.94503.						
IT Supplemental Assessment	0.00	0.00	0.00	0.00	0.00	0.00
0010.55.137.5543010.0000.94696.						
Workers Comp Assessments	9,529.50	9,529.50	45,759.00	22,879.56	25,410.00	25,410.00
0010.55.137.5543010.0000.94697.						
Insurance Mgmt Assessments	2,909.50	2,909.50	7,934.00	3,966.96	34,996.00	34,996.00
0010.55.137.5543010.0000.94699.						
Accumulated Leave Assessments	2,495.50	2,495.50	5,095.00	2,547.48	10,325.00	10,325.00
0010.55.137.5543010.0000.94894.						
E R & R Vehicle Maintenance	1,000.00	1,000.00	3,636.00	1,818.00	5,600.00	5,600.00

	2021 Actuals	2022 Actuals	2023-2024 Budget	2023 Actuals	2025-2026 Requested	2025-2026 Final Budget
GF382110 - GF Educ Employ Oppty - F Co Ju						
0010.55.138.5521100.0000.51668.						
Counselor II	0.00	0.00	10,488.00	5,472.76	22,821.00	22,821.00
0010.55.138.5521100.0000.51911.						
Temporary Help-Clerical	342.38	586.80	5,350.00	1,064.92	5,350.00	5,350.00
0010.55.138.5521100.0000.52102.						
Social Security (FICA)	26.22	36.89	1,212.00	491.88	2,155.00	2,155.00
0010.55.138.5521100.0000.52103.						
Medical Insurance	0.00	0.00	1,638.00	932.41	3,658.00	3,658.00
0010.55.138.5521100.0000.52104.						
Retirement	0.00	0.00	1,102.00	540.98	2,685.00	2,685.00
0010.55.138.5521100.0000.52119.						
Paid Family Leave Act	0.55	0.81	34.00	14.14	61.00	61.00
0010.55.138.5521100.0000.53101.						
Supplies	1,371.66	1,987.71	10,159.00	1,722.14	8,659.00	10,159.00
0010.55.138.5521100.0000.53201.						
Vehicle Fuel	0.00	0.00	0.00	140.22	1,500.00	0.00
0010.55.138.5521100.0000.53501.						
Minor Equipment & Small Tools	128.92	0.00	0.00	0.00	0.00	0.00
0010.55.138.5521100.0000.53508.						
Computer Replacement	0.00	0.00	0.00	0.00	0.00	0.00
0010.55.138.5521100.0000.54103.						
Professional Services	42,424.20	42,683.63	134,281.00	48,550.56	134,281.00	134,281.00
0010.55.138.5521100.0000.94696.						
Workers Comp Assessments	231.50	231.50	570.00	285.00	547.00	547.00
0010.55.138.5521100.0000.94697.						
Insurance Mgmt Assessments	137.50	137.50	484.00	242.04	655.00	655.00
0010.55.138.5521100.0000.94699.						
Accumulated Leave Assessments	0.00	0.00	0.00	0.00	493.00	494.00
GF382210 - GF 138 Superior Court						
0010.51.138.5122100.0000.51302.						
PT SC Commissioner	0.00	0.00	135,168.00	95,121.28	205,435.00	205,435.00
0010.51.138.5122100.0000.51807.						
Court Operations Manager	0.00	0.00	0.00	45,934.00	181,980.00	181,980.00
0010.51.138.5122100.0000.52102.						
Social Security (FICA)	0.00	0.00	10,340.00	10,675.81	29,637.00	29,637.00
0010.51.138.5122100.0000.52103.						
Medical Insurance	0.00	0.00	0.00	24,906.42	63,544.00	63,544.00
0010.51.138.5122100.0000.52104.						
Retirement	0.00	0.00	0.00	13,850.59	36,921.00	36,921.00
0010.51.138.5122100.0000.52119.						
Paid Family Leave Act	0.00	0.00	297.00	306.40	839.00	839.00

	2021 Actuals	2022 Actuals	2023-2024 Budget	2023 Actuals	2025-2026 Requested	2025-2026 Final Budget
0010.51.138.5122100.0000.94191.						
IT Administration Assessments	0.00	0.00	0.00	0.00	0.00	0.00
0010.51.138.5122100.0000.94696.						
Workers Comp Assessments	0.00	0.00	0.00	0.00	2,281.00	2,281.00
0010.51.138.5122100.0000.94697.						
Insurance Mgmt Assessments	0.00	0.00	0.00	0.00	2,729.00	2,729.00
0010.51.138.5122100.0000.94699.						
Accumulated Leave Assessments	0.00	0.00	0.00	0.00	6,645.00	6,645.00
GF382215 - GF Franklin CO -Adult Drug Cou						
0010.51.138.5122150.0000.51496.						
Case Manager III	15,310.34	16,523.98	34,367.00	15,536.79	0.00	0.00
0010.51.138.5122150.0000.51536.						
Case Manager IV	22,675.44	23,641.05	46,702.00	24,945.03	0.00	0.00
0010.51.138.5122150.0000.51542.						
Case Manager III	14,519.25	15,558.05	32,359.00	16,222.38	0.00	0.00
0010.51.138.5122150.0000.51748.						
Office Support Adult Drug Crt	0.00	0.00	0.00	0.00	0.00	0.00
0010.51.138.5122150.0000.51753.						
BH Specialist - APO	0.00	0.00	0.00	0.00	0.00	0.00
0010.51.138.5122150.0000.51760.						
BH Specialist - APO	0.00	0.00	0.00	0.00	0.00	0.00
0010.51.138.5122150.0000.52102.						
Social Security (FICA)	4,007.27	4,225.02	8,677.00	4,283.49	0.00	0.00
0010.51.138.5122150.0000.52103.						
Medical Insurance	13,064.14	13,111.38	26,182.00	13,031.20	0.00	0.00
0010.51.138.5122150.0000.52104.						
Retirement	4,316.38	4,036.82	11,626.00	4,688.05	0.00	0.00
0010.51.138.5122150.0000.52119.						
Paid Family Leave Act	77.70	92.37	250.00	123.36	0.00	0.00
0010.51.138.5122150.0000.53101.						
Supplies	1,501.76	7,127.74	2,614.00	7,800.36	0.00	0.00
0010.51.138.5122150.0000.53501.						
Minor Equipment & Small Tools	355.51	0.00	360.00	0.00	0.00	0.00
0010.51.138.5122150.0000.54102.						
Contract Services	259.38	90.12	5,499.00	644.46	0.00	0.00
0010.51.138.5122150.0000.54103.						
Professional Services	167.13	-2,225.60	3,725.00	506.63	0.00	0.00
0010.51.138.5122150.0000.54202.						
Telephone	10.62	15.00	0.00	0.00	0.00	0.00
0010.51.138.5122150.0000.54301.						
Travel	0.00	4,198.81	624.00	529.45	0.00	0.00
0010.51.138.5122150.0000.54315.						

	2021 Actuals	2022 Actuals	2023-2024 Budget	2023 Actuals	2025-2026 Requested	2025-2026 Final Budget
Meals	0.00	0.00	0.00	63.70	0.00	0.00
0010.51.138.5122150.0000.54901.						
Association Dues	71.42	123.57	90.00	200.56	0.00	0.00
0010.51.138.5122150.0000.54905.						
Training	0.00	681.39	720.00	0.00	0.00	0.00
0010.51.138.5122150.0000.93580.						
New Comptr Hardware & Software	0.00	0.00	0.00	0.00	0.00	0.00
0010.51.138.5122150.0000.93581.						
IT Computer Replt Assessments	0.00	0.00	0.00	0.00	0.00	0.00
0010.51.138.5122150.0000.94191.						
IT Administration Assessments	364.00	361.00	23,330.00	11,664.96	0.00	0.00
0010.51.138.5122150.0000.94594.						
Building / Office Rent	276.00	276.00	1,342.00	671.04	0.00	0.00
0010.51.138.5122150.0000.94696.						
Workers Comp Assessments	695.00	695.00	1,709.00	854.52	0.00	0.00
0010.51.138.5122150.0000.94697.						
Insurance Mgmt Assessments	412.00	412.00	1,451.00	725.52	0.00	0.00
0010.51.138.5122150.0000.94699.						
Accumulated Leave Assessments	909.00	909.00	1,985.00	992.52	0.00	0.00
GF382235 - GF Franklin CO - Juv Drug Cour						
0010.51.138.5122350.0000.51605.						
Counselor I	3,324.59	2,054.52	8,784.00	2,451.14	9,553.00	9,553.00
0010.51.138.5122350.0000.51664.						
Counselor II	8,798.40	9,271.65	19,368.00	9,977.75	21,067.00	21,067.00
0010.51.138.5122350.0000.52102.						
Social Security (FICA)	922.59	861.79	2,154.00	949.16	2,342.00	2,342.00
0010.51.138.5122350.0000.52103.						
Medical Insurance	2,136.03	1,892.36	4,535.00	1,984.35	5,065.00	5,065.00
0010.51.138.5122350.0000.52104.						
Retirement	1,391.59	1,168.29	2,958.00	1,231.38	2,918.00	2,918.00
0010.51.138.5122350.0000.52119.						
Paid Family Leave Act	17.78	18.64	62.00	26.92	67.00	67.00
0010.51.138.5122350.0000.53101.						
Supplies	282.34	67.86	1,960.00	106.08	1,900.00	1,960.00
0010.51.138.5122350.0000.53130.						
Incentives	45.03	136.33	1,240.00	33.20	1,200.00	1,240.00
0010.51.138.5122350.0000.53201.						
Vehicle Fuel	77.93	229.81	120.00	70.08	220.00	0.00
0010.51.138.5122350.0000.54103.						
Professional Services	2,860.58	3,017.35	6,554.00	1,607.33	6,662.00	6,662.00
0010.51.138.5122350.0000.54131.						
Security	548.90	0.00	1,308.00	216.18	1,200.00	1,200.00

	2021 Actuals	2022 Actuals	2023-2024 Budget	2023 Actuals	2025-2026 Requested	2025-2026 Final Budget
0010.51.138.5122350.0000.93201.						
Fuel Assessment	0.00	0.00	0.00	0.00	0.00	120.00
0010.51.138.5122350.0000.94110.						
Administrative Costs	0.00	0.00	7,054.00	0.00	7,054.00	7,054.00
0010.51.138.5122350.0000.94191.						
IT Administration Assessments	0.00	0.00	2,093.00	1,046.52	374.00	374.00
0010.51.138.5122350.0000.94696.						
Workers Comp Assessments	463.00	463.00	1,139.00	569.52	380.00	380.00
0010.51.138.5122350.0000.94697.						
Insurance Mgmt Assessments	274.50	274.50	967.00	483.48	455.00	455.00
0010.51.138.5122350.0000.94699.						
Accumulated Leave Assessments	219.50	219.50	493.00	246.48	369.00	369.00
GF382430 - GF 138 Veterans Court						
0010.51.138.5124300.0000.54103.						
Professional Services	10,000.00	0.00	0.00	0.00	0.00	0.00
GF387235 - GF Franklin Co SAP & FFT						
0010.52.138.5272350.0000.51710.						
Counselor I	23,924.70	25,211.56	52,608.00	27,089.50	57,065.00	57,065.00
0010.52.138.5272350.0000.51739.						
Counselor II	12,220.00	0.00	21,000.00	8,869.11	22,821.00	22,821.00
0010.52.138.5272350.0000.51911.						
Temporary Help-Clerical	0.00	0.00	7,360.00	0.00	7,360.00	7,360.00
0010.52.138.5272350.0000.52102.						
Social Security (FICA)	2,722.58	1,896.45	6,194.00	2,715.65	6,674.00	6,674.00
0010.52.138.5272350.0000.52103.						
Medical Insurance	6,614.82	4,540.89	12,591.00	6,061.40	13,739.00	13,739.00
0010.52.138.5272350.0000.52104.						
Retirement	3,977.99	2,640.61	7,736.00	3,670.07	8,315.00	8,315.00
0010.52.138.5272350.0000.52119.						
Paid Family Leave Act	53.36	41.94	178.00	78.30	190.00	190.00
0010.52.138.5272350.0000.54103.						
Professional Services	9,333.62	8,957.17	40,000.00	13,041.48	40,000.00	40,000.00
0010.52.138.5272350.0000.94191.						
IT Administration Assessments	0.00	0.00	10,896.00	5,448.00	3,365.00	3,365.00
0010.52.138.5272350.0000.94696.						
Workers Comp Assessments	463.00	463.00	1,139.00	569.52	1,065.00	1,065.00
0010.52.138.5272350.0000.94697.						
Insurance Mgmt Assessments	274.50	274.50	967.00	483.48	1,274.00	1,274.00
0010.52.138.5272350.0000.94699.						
Accumulated Leave Assessments	628.00	628.00	1,417.00	708.48	1,527.00	1,527.00

139 - CARES/ CRRSAA

GF391100 - GF Law Enforcement Administrat

16,000,000.00

	2021 Actuals	2022 Actuals	2023-2024 Budget	2023 Actuals	2025-2026 Requested	2025-2026 Final Budget
0010.52.139.5211000.0000.53508. Computer Replacement	0.00	0.00	0.00	0.00	0.00	0.00
GF392210 - GF Superior Court						
0010.51.139.5122100.0000.51637. Court Commissioner	0.00	52,638.54	365,704.00	189,252.06	0.00	0.00
0010.51.139.5122100.0000.51638. Court Commissioner	0.00	52,745.84	365,704.00	189,252.06	0.00	0.00
0010.51.139.5122100.0000.52102. Social Security (FICA)	0.00	8,024.78	55,953.00	25,464.92	0.00	0.00
0010.51.139.5122100.0000.52103. Medical Insurance	0.00	10,076.72	68,142.00	31,320.58	0.00	0.00
0010.51.139.5122100.0000.52104. Retirement	0.00	10,949.47	74,969.00	37,552.72	0.00	0.00
0010.51.139.5122100.0000.52119. Paid Family Leave Act	0.00	186.79	1,609.00	700.68	0.00	0.00
0010.51.139.5122100.0000.53152. Non-consumable cmptr supplies	0.00	0.00	0.00	0.00	0.00	0.00
0010.51.139.5122100.0000.53501. Minor Equipment & Small Tools	0.00	0.00	0.00	0.00	0.00	0.00
0010.51.139.5122100.0000.53508. Computer Replacement	0.00	0.00	0.00	0.00	0.00	0.00
0010.51.139.5122100.0000.54103. Professional Services	19,038.00	0.00	0.00	0.00	0.00	0.00
GF392214 - GF Court Improvement						
0010.51.139.5122140.0000.53501. Minor Equipment & Small Tools	0.00	0.00	0.00	0.00	0.00	0.00
GF392300 - GF 139 Clerk						
0010.51.139.5123000.0000.51725. Office Administrator	0.00	0.00	0.00	48,405.00	0.00	0.00
0010.51.139.5123000.0000.52102. Social Security (FICA)	0.00	0.00	0.00	3,703.00	0.00	0.00
0010.51.139.5123000.0000.52103. Medical Insurance	0.00	0.00	0.00	10,147.80	0.00	0.00
0010.51.139.5123000.0000.52104. Retirement	0.00	0.00	0.00	4,643.43	0.00	0.00
0010.51.139.5123000.0000.52119. Paid Family Leave Act	0.00	0.00	0.00	105.04	0.00	0.00
0010.51.139.5123000.0000.53503. Computer Software	53,757.00	0.00	95,000.00	0.00	0.00	0.00
0010.51.139.5123000.0000.53508. Computer Replacement	0.00	0.00	2,500.00	0.00	0.00	0.00
0010.51.139.5123000.0000.54102.						

	2021 Actuals	2022 Actuals	2023-2024 Budget	2023 Actuals	2025-2026 Requested	2025-2026 Final Budget
Contract Services	780.00	46,672.50	55,000.00	25,000.00	0.00	0.00
0010.51.139.5123000.0000.54805.						
Service/Maintenance Agreements	2,239.88	54,300.00	150,000.00	54,350.00	0.00	0.00
GF392400 - GF District Court						
0010.51.139.5124000.0000.53152.						
Non-consumable cmptr supplies	0.00	0.00	0.00	0.00	0.00	0.00
0010.51.139.5124000.0000.53501.						
Minor Equipment & Small Tools	0.00	0.00	0.00	0.00	0.00	0.00
0010.51.139.5124000.0000.53508.						
Computer Replacement	0.00	0.00	0.00	0.00	0.00	0.00
0010.51.139.5124000.0000.54103.						
Professional Services	0.00	0.00	0.00	0.00	0.00	0.00
GF393100 - GF Executive Office						
0010.51.139.5131000.0000.53508.						
Computer Replacement	0.00	0.00	0.00	0.00	0.00	0.00
0010.51.139.5131000.0000.54103.						
Professional Services	0.00	0.00	7,770,988.00	0.00	1,000,000.00	1,800,000.00
GF393200 - GF Coroner Services						
0010.56.139.5632000.0000.51252.						
Lead Deputy Coroner	14,367.55	51,292.48	103,272.00	52,396.02	0.00	0.00
0010.56.139.5632000.0000.51925.						
Overtime	0.00	0.00	0.00	4,076.71	0.00	0.00
0010.56.139.5632000.0000.52102.						
Social Security (FICA)	1,099.12	3,923.91	7,900.00	4,411.96	0.00	0.00
0010.56.139.5632000.0000.52103.						
Medical Insurance	5,652.32	18,203.20	34,071.00	17,372.20	0.00	0.00
0010.56.139.5632000.0000.52104.						
Retirement	516.73	0.00	10,585.00	6,140.08	0.00	0.00
0010.56.139.5632000.0000.52119.						
Paid Family Leave Act	21.65	84.92	227.00	125.38	0.00	0.00
0010.56.139.5632000.0000.53101.						
Supplies	0.00	0.00	150,000.00	0.00	0.00	0.00
0010.56.139.5632000.0000.54804.						
Repair/Maintenance-Other	0.00	13,308.19	0.00	0.00	0.00	0.00
GF393500 - GF Jail Facility Repair & Main						
0010.52.139.5235000.0000.53135.						
Maintenance/Repair Supplies	0.00	0.00	0.00	0.00	0.00	0.00
0010.52.139.5235000.0000.53501.						
Minor Equipment & Small Tools	0.00	0.00	0.00	0.00	0.00	0.00
0010.52.139.5235000.0000.54103.						
Professional Services	0.00	0.00	0.00	0.00	0.00	0.00
0010.52.139.5235000.0000.54125.						

	2021 Actuals	2022 Actuals	2023-2024 Budget	2023 Actuals	2025-2026 Requested	2025-2026 Final Budget
Janitorial Services 0010.52.139.5235000.0000.54822.	0.00	0.00	0.00	0.00	0.00	0.00
Repair/Maintenance-Building GF393510 - GF Maintenance Shop 0010.54.139.5435100.0000.54100.	0.00	0.00	0.00	0.00	0.00	0.00
Professional Services GF393620 - GF Custody of Prisoners 0010.52.139.5236200.0000.53501.	0.00	0.00	0.00	0.00	0.00	0.00
Minor Equipment & Small Tools 0010.52.139.5236200.0000.53508.	0.00	34,964.86	0.00	0.00	0.00	0.00
Computer Replacement 0010.52.139.5236200.0000.54103.	0.00	0.00	0.00	0.00	0.00	0.00
Professional Services GF394120 - GF Judicial 0010.94.139.5941200.0000.56401.	0.00	0.00	0.00	0.00	0.00	0.00
Capital Outlay 0010.94.139.5941200.0000.56408.	0.00	0.00	0.00	0.00	0.00	0.00
Computer Replacement GF394200 - GF Inspections Prmts Cert & 0010.52.139.5242000.0000.53101.	0.00	39,055.00	10,000.00	0.00	0.00	0.00
Supplies 0010.52.139.5242000.0000.54103.	0.00	0.00	0.00	0.00	0.00	0.00
Professional Services GF394220 - GF Fiduciary Services 0010.51.139.5142200.0000.53508.	2,340.00	2,340.00	118,000.00	0.00	0.00	100,000.00
Computer Replacement GF394230 - GF Detention/Correction 0010.94.139.5942300.0000.56401.	0.00	0.00	0.00	0.00	0.00	0.00
Capital Outlay GF394270 - GF 139 Juvenile Services 0010.94.139.5942700.0000.56401.	0.00	0.00	0.00	0.00	0.00	0.00
Capital Outlay GF394300 - 139 Record Services 0010.51.139.5143000.0000.54103.	0.00	0.00	0.00	0.00	9,000,000.00	9,000,000.00
Professional Services GF394410 - GF Election Services (COVID gr 0010.51.139.5144100.0000.53501.	0.00	0.00	75,000.00	0.00	0.00	0.00
Minor Equipment & Small Tools GF394580 - GF 139 Planning 0010.94.139.5945800.0000.56430.	0.00	0.00	0.00	0.00	0.00	0.00
Capital Software GF394630 - 139 Cap Coroner	249,955.67	92,851.22	213,000.00	66,358.83	0.00	0.00

	2021 Actuals	2022 Actuals	2023-2024 Budget	2023 Actuals	2025-2026 Requested	2025-2026 Final Budget
0010.94.139.5946300.0000.56401.						
Capital Outlay	0.00	0.00	0.00	151,753.64	0.00	0.00
GF394640 - 139 Cap Exp Mental Health						
0010.94.139.5946400.0000.56100.						
Land	0.00	0.00	0.00	0.00	0.00	0.00
0010.94.139.5946400.0000.56200.						
Buildings	0.00	0.00	0.00	0.00	0.00	0.00
0010.94.139.5946400.0000.56401.						
Capital Outlay	0.00	0.00	5,000,000.00	0.00	5,000,000.00	5,000,000.00
GF394751 - GF 139 Cap Fairgrounds Imp						
0010.94.139.5947510.0000.56401.						
Capital Outlay	0.00	0.00	0.00	184,963.46	0.00	0.00
GF395110 - GF County Admin-Drug Abuse						
0010.56.139.5651100.0000.53152.						
Non-consumable cmpttr supplies	0.00	0.00	0.00	0.00	0.00	0.00
0010.56.139.5651100.0000.53508.						
Computer Replacement	0.00	0.00	0.00	0.00	0.00	0.00
GF395311 - GF Kids Haven						
0010.51.139.5153110.0000.53508.						
Computer Replacement	0.00	0.00	0.00	0.00	0.00	0.00
GF395351 - GF Internal Legal - Claims/Lit						
0010.51.139.5153510.0000.51420.						
Deputy Prosecuting Attorney II	0.00	85,912.09	220,956.00	103,212.00	0.00	0.00
0010.51.139.5153510.0000.51424.						
Deputy Prosecuting Attorney IV	0.00	84,312.00	220,956.00	142,704.00	0.00	0.00
0010.51.139.5153510.0000.51430.						
Legal Secretary I	9,989.17	33,774.91	93,652.00	43,377.27	0.00	0.00
0010.51.139.5153510.0000.51782.						
Deputy Prosecuting Attorney I	0.00	0.00	160,704.00	147,696.00	0.00	0.00
0010.51.139.5153510.0000.51783.						
Deputy Prosecuting Attorney I	0.00	0.00	160,704.00	0.00	0.00	0.00
0010.51.139.5153510.0000.51905.						
Temporary Help	0.00	17,009.40	0.00	18,990.00	0.00	0.00
0010.51.139.5153510.0000.51925.						
Overtime	0.00	1,340.08	0.00	0.00	0.00	0.00
0010.51.139.5153510.0000.52102.						
Social Security (FICA)	745.81	16,942.38	65,558.00	34,740.92	0.00	0.00
0010.51.139.5153510.0000.52103.						
Medical Insurance	4,562.40	39,347.20	163,329.00	65,888.80	0.00	0.00
0010.51.139.5153510.0000.52104.						
Retirement	1,023.91	21,264.41	87,840.00	43,415.43	0.00	0.00
0010.51.139.5153510.0000.52119.						

	2021 Actuals	2022 Actuals	2023-2024 Budget	2023 Actuals	2025-2026 Requested	2025-2026 Final Budget
0010.55.139.5572000.0000.54970. Community Support Grant Progrm	0.00	957,961.13	3,000,000.00	1,811,816.77	0.00	0.00
GF398301 - GF Facilities General						
0010.51.139.5183010.0000.53101. Supplies	0.00	0.00	0.00	0.00	0.00	0.00
0010.51.139.5183010.0000.53133. Building Maintenance	0.00	0.00	0.00	0.00	0.00	0.00
0010.51.139.5183010.0000.54103. Professional Services	0.00	0.00	0.00	0.00	0.00	0.00
0010.51.139.5183010.0000.54125. Janitorial Services	0.00	0.00	0.00	0.00	0.00	0.00
0010.51.139.5183010.0000.54804. Repair/Maintenance-Other	0.00	0.00	0.00	0.00	0.00	0.00
GF398600 - GF Planning						
0010.55.139.5586000.0000.53508. Computer Replacement	0.00	0.00	0.00	0.00	0.00	0.00
0010.55.139.5586000.0000.54103. Professional Services	0.00	0.00	0.00	0.00	0.00	0.00
GF398630 - GF Gnrl Grants Fin Asst and						
0010.51.139.5186300.0000.54740. City of Prosser	0.00	0.00	0.00	112,000.00	0.00	0.00
0010.51.139.5186300.0000.54742. City of Benton City	0.00	0.00	0.00	0.00	0.00	0.00
0010.51.139.5186300.0000.54970. Community Support Grant Progrm	0.00	0.00	0.00	0.00	0.00	0.00
0010.51.139.5186300.0000.54971. CARES Grant dist non-operating	0.00	0.00	0.00	0.00	0.00	0.00
GF398701 - GF Economic Development						
0010.55.139.5587010.0000.53101. Supplies	0.00	0.00	0.00	0.00	0.00	0.00
0010.55.139.5587010.0000.53508. Computer Replacement	0.00	0.00	0.00	0.00	0.00	0.00
0010.55.139.5587010.0000.54103. Professional Services	0.00	0.00	250,000.00	0.00	0.00	100,000.00
GF398810 - GF IT Administration						
0010.51.139.5188100.0000.53101. Supplies	0.00	0.00	0.00	0.00	0.00	0.00
0010.51.139.5188100.0000.53501. Minor Equipment & Small Tools	0.00	0.00	0.00	0.00	0.00	0.00
0010.51.139.5188100.0000.53503. Computer Software	0.00	45,742.32	167,000.00	45,784.44	0.00	0.00
0010.51.139.5188100.0000.53508.						

	2021 Actuals	2022 Actuals	2023-2024 Budget	2023 Actuals	2025-2026 Requested	2025-2026 Final Budget
Computer Replacement 0010.51.139.5188100.0000.54102.	0.00	0.00	0.00	0.00	0.00	0.00
Contract Services 0010.51.139.5188100.0000.54202.	0.00	0.00	0.00	0.00	0.00	0.00
Telephone GF398900 - GF Other Centralized Services 0010.51.139.5189000.0000.53101.	0.00	0.00	0.00	0.00	0.00	0.00
Supplies 0010.51.139.5189000.0000.53501.	0.00	0.00	0.00	0.00	0.00	0.00
Minor Equipment & Small Tools GF399610 - GF Risk Management Administrat 0010.51.139.5196100.0000.53101.	0.00	0.00	0.00	0.00	0.00	0.00
Supplies 0010.51.139.5196100.0000.53501.	0.00	0.00	0.00	0.00	0.00	0.00
Minor Equipment & Small Tools GF399710 - GF 139 Operating Transfer Out 0010.97.139.5971000.0000.50002.	0.00	440,000.00	0.00	0.00	0.00	0.00
T/O to Sustainable Development 0010.97.139.5971000.0000.50006.	0.00	500,000.00	0.00	0.00	0.00	0.00
T/O to Park Development 0010.97.139.5971000.0000.50007.	0.00	4,000,000.00	0.00	0.00	0.00	0.00
T/O to Juvenile 0010.97.139.5971000.0000.50009.	0.00	804,000.00	0.00	0.00	0.00	0.00
T/O to Election Reserve 0010.97.139.5971000.0000.50017.	0.00	0.00	0.00	0.00	0.00	0.00
T/O to Capital Project Fund 0010.97.139.5971000.0000.50019.	0.00	500,000.00	0.00	0.00	0.00	0.00
T/O to Fair Operations	0.00					
1010 - County Road						37,504,284.00
500 - Road						
RD518400 - RD Purchasing Services 1010.51.500.5184000.0000.51000.						
SALARIES & WAGES 1010.51.500.5184000.0000.52000.	0.00	0.00	0.00	0.00	161,442.00	18,130.00
Benefits 1010.51.500.5184000.0000.52102.	0.00	0.00	0.00	0.00	0.00	0.00
Social Security (FICA) 1010.51.500.5184000.0000.52103.	0.00	0.00	0.00	0.00	12,350.00	0.00
Medical Insurance 1010.51.500.5184000.0000.52104.	0.00	0.00	0.00	0.00	30,943.00	0.00
Retirement 1010.51.500.5184000.0000.52119.	0.00	0.00	0.00	0.00	15,385.00	0.00

	2021 Actuals	2022 Actuals	2023-2024 Budget	2023 Actuals	2025-2026 Requested	2025-2026 Final Budget
1010.54.500.5421000.0000.52102. Social Security (FICA)	0.00	0.00	0.00	0.00	0.00	0.00
1010.54.500.5421000.0000.52103. Medical Insurance	0.00	0.00	0.00	0.00	0.00	0.00
1010.54.500.5421000.0000.52104. Retirement	0.00	0.00	0.00	0.00	0.00	0.00
1010.54.500.5421000.0000.52119. Paid Family Leave Act	0.00	0.00	0.00	0.00	0.00	0.00
1010.54.500.5421000.0000.94592. E R & R Veh & Equip Assessment	0.00	0.00	0.00	0.00	0.00	0.00
RD542312 - RD B S T						
1010.54.500.5423120.0000.51000. SALARIES & WAGES	27,028.37	54,311.88	0.00	113,394.25	98,354.00	98,354.00
1010.54.500.5423120.0000.52000. Benefits	934.09	1,460.84	0.00	2,960.90	0.00	0.00
1010.54.500.5423120.0000.52102. Social Security (FICA)	1,614.26	3,462.36	0.00	7,329.34	7,524.00	7,524.00
1010.54.500.5423120.0000.52103. Medical Insurance	5,840.10	10,127.21	0.00	21,817.68	16,720.00	16,720.00
1010.54.500.5423120.0000.52104. Retirement	2,472.65	4,457.96	0.00	9,338.86	9,373.00	9,373.00
1010.54.500.5423120.0000.52119. Paid Family Leave Act	30.74	73.64	0.00	209.62	207.00	207.00
1010.54.500.5423120.0000.53100. Office & Operating Supplies	0.00	12,022.96	255,000.00	47,486.11	92,800.00	92,800.00
1010.54.500.5423120.0000.53500. Minor Equipment & Small Tools	0.00	5,491.17	21,000.00	0.00	0.00	0.00
1010.54.500.5423120.0000.54100. Professional Services	1,878,881.38	2,954,476.21	6,065,000.00	3,301,538.93	3,384,270.00	3,384,270.00
1010.54.500.5423120.0000.54300. Travel	0.00	0.00	1,000.00	0.00	0.00	0.00
1010.54.500.5423120.0000.54900. Miscellaneous	0.00	0.00	53,000.00	0.00	0.00	0.00
1010.54.500.5423120.0000.93181. Interfund Supplies	0.00	0.00	315,000.00	0.00	20,000.00	20,000.00
1010.54.500.5423120.0000.94190. Interfund Professional Services	12.50	244.61	1,000.00	2,504.09	10,000.00	10,000.00
1010.54.500.5423120.0000.94592. E R & R Veh & Equip Assessment	0.00	0.00	34,608.00	30,860.24	34,608.00	34,608.00
RD542313 - RD Pothole Shoulder Edge Repa						
1010.54.500.5423130.0000.51000. SALARIES & WAGES	71,050.42	116,105.28	0.00	106,827.55	321,033.00	321,033.00

	2021 Actuals	2022 Actuals	2023-2024 Budget	2023 Actuals	2025-2026 Requested	2025-2026 Final Budget
1010.54.500.5423130.0000.52000. Benefits	2,220.37	4,581.05	0.00	2,487.91	0.00	0.00
1010.54.500.5423130.0000.52102. Social Security (FICA)	4,246.75	6,985.86	0.00	6,745.62	24,559.00	24,559.00
1010.54.500.5423130.0000.52103. Medical Insurance	15,364.38	21,505.93	0.00	21,232.12	54,576.00	54,576.00
1010.54.500.5423130.0000.52104. Retirement	6,224.51	8,848.07	0.00	8,957.71	30,594.00	30,594.00
1010.54.500.5423130.0000.52119. Paid Family Leave Act	80.56	147.77	0.00	189.08	674.00	674.00
1010.54.500.5423130.0000.53100. Office & Operating Supplies	11,575.48	181,324.00	132,000.00	44,449.46	370,525.00	370,525.00
1010.54.500.5423130.0000.53500. Minor Equipment & Small Tools	1,411.79	1,681.77	5,000.00	0.00	0.00	0.00
1010.54.500.5423130.0000.54100. Professional Services	106,592.59	171,502.66	912,000.00	1,285,217.13	0.00	0.00
1010.54.500.5423130.0000.54500. Rentals	0.00	0.00	0.00	5,009.40	0.00	0.00
1010.54.500.5423130.0000.54900. Miscellaneous	0.00	0.00	4,000.00	0.00	0.00	0.00
1010.54.500.5423130.0000.93181. Interfund Supplies	3,646.20	106,832.55	60,000.00	144.91	0.00	0.00
1010.54.500.5423130.0000.94190. Interfund Professional Services	0.00	0.00	1,000.00	390.00	0.00	0.00
1010.54.500.5423130.0000.94592. E R & R Veh & Equip Assessment	68,232.00	86,244.00	300,000.00	128,106.53	300,000.00	300,000.00
RD542315 - RD Gravel - Irrigated						
1010.54.500.5423150.0000.51000. SALARIES & WAGES	434,869.87	325,991.63	0.00	347,843.38	254,680.00	254,680.00
1010.54.500.5423150.0000.52000. Benefits	13,550.68	8,874.08	0.00	8,542.99	0.00	0.00
1010.54.500.5423150.0000.52102. Social Security (FICA)	26,029.38	19,773.88	0.00	21,736.89	19,483.00	19,483.00
1010.54.500.5423150.0000.52103. Medical Insurance	95,034.57	62,127.11	0.00	69,385.27	43,296.00	43,296.00
1010.54.500.5423150.0000.52104. Retirement	42,771.50	27,504.10	0.00	29,966.96	24,271.00	24,271.00
1010.54.500.5423150.0000.52119. Paid Family Leave Act	515.20	427.60	0.00	632.33	535.00	535.00
1010.54.500.5423150.0000.53100. Office & Operating Supplies	10,108.36	3.74	30,000.00	54.43	97,160.00	97,160.00
1010.54.500.5423150.0000.53500.						

	2021 Actuals	2022 Actuals	2023-2024 Budget	2023 Actuals	2025-2026 Requested	2025-2026 Final Budget
Minor Equipment & Small Tools 1010.54.500.5423150.0000.54100.	0.00	0.00	4,000.00	0.00	0.00	0.00
Professional Services 1010.54.500.5423150.0000.54500.	1,591,697.62	133,957.54	2,520,000.00	349.75	0.00	0.00
Rentals 1010.54.500.5423150.0000.54700.	27,996.38	0.00	0.00	0.00	0.00	0.00
Utilities 1010.54.500.5423150.0000.54900.	2,035.69	1,994.91	0.00	2,894.63	0.00	0.00
Miscellaneous 1010.54.500.5423150.0000.93181.	901.51	0.00	0.00	0.00	0.00	0.00
Interfund Supplies 1010.54.500.5423150.0000.94190.	52,019.19	15,386.11	145,000.00	21,592.62	40,000.00	40,000.00
Interfund Professional Servics 1010.54.500.5423150.0000.94592.	625.00	0.00	1,000.00	50,992.99	20,000.00	20,000.00
E R & R Veh & Equip Assessment RD542316 - RD Gravel - Dry 1010.54.500.5423160.0000.51000.	574,282.48	659,088.00	1,217,000.00	873,845.53	1,217,000.00	1,217,000.00
SALARIES & WAGES 1010.54.500.5423160.0000.52000.	246.01	70,043.66	0.00	55,975.45	111,518.00	111,518.00
Benefits 1010.54.500.5423160.0000.52102.	9.60	1,706.13	0.00	1,548.71	0.00	0.00
Social Security (FICA) 1010.54.500.5423160.0000.52103.	13.80	4,345.05	0.00	3,394.98	8,531.00	8,531.00
Medical Insurance 1010.54.500.5423160.0000.52104.	51.81	13,024.20	0.00	10,894.02	18,958.00	18,958.00
Retirement 1010.54.500.5423160.0000.52119.	19.66	5,260.72	0.00	4,789.20	10,628.00	10,628.00
Paid Family Leave Act 1010.54.500.5423160.0000.53100.	0.00	89.03	0.00	98.77	234.00	234.00
Office & Operating Supplies 1010.54.500.5423160.0000.53500.	260,129.90	245,602.14	555,000.00	263,975.54	368,000.00	368,000.00
Minor Equipment & Small Tools 1010.54.500.5423160.0000.54100.	412.74	646.93	0.00	0.00	0.00	0.00
Professional Services 1010.54.500.5423160.0000.54300.	0.00	281.01	100,000.00	0.00	0.00	0.00
Travel 1010.54.500.5423160.0000.54900.	0.00	0.00	2,000.00	0.00	0.00	0.00
Miscellaneous 1010.54.500.5423160.0000.93181.	0.00	0.00	40,000.00	0.00	0.00	0.00
Interfund Supplies 1010.54.500.5423160.0000.94190.	0.00	138.87	42,896.00	152.32	10,000.00	10,000.00
Interfund Professional Servics	0.00	0.00	9,500.00	805.56	10,000.00	10,000.00

	2021 Actuals	2022 Actuals	2023-2024 Budget	2023 Actuals	2025-2026 Requested	2025-2026 Final Budget
1010.54.500.5423160.0000.94592.						
E R & R Veh & Equip Assessment	0.00	0.00	615,000.00	133,695.75	615,000.00	615,000.00
RD542319 - RD Road Inspections						
1010.54.500.5423190.0000.51000.						
SALARIES & WAGES	0.00	0.00	0.00	0.00	5,570.00	5,570.00
1010.54.500.5423190.0000.52102.						
Social Security (FICA)	0.00	0.00	0.00	0.00	426.00	426.00
1010.54.500.5423190.0000.52103.						
Medical Insurance	0.00	0.00	0.00	0.00	947.00	947.00
1010.54.500.5423190.0000.52104.						
Retirement	0.00	0.00	0.00	0.00	531.00	531.00
1010.54.500.5423190.0000.52119.						
Paid Family Leave Act	0.00	0.00	0.00	0.00	12.00	12.00
1010.54.500.5423190.0000.94592.						
E R & R Veh & Equip Assessment	0.00	0.00	5,000.00	0.00	5,000.00	5,000.00
RD542320 - RD Shoulders						
1010.54.500.5423200.0000.51000.						
SALARIES & WAGES	92,666.43	51,859.24	0.00	46,518.13	59,533.00	59,533.00
1010.54.500.5423200.0000.52000.						
Benefits	3,204.62	1,318.04	0.00	1,439.71	0.00	0.00
1010.54.500.5423200.0000.52102.						
Social Security (FICA)	5,357.97	3,173.72	0.00	2,731.33	4,554.00	4,554.00
1010.54.500.5423200.0000.52103.						
Medical Insurance	19,865.48	10,208.16	0.00	9,609.09	10,121.00	10,121.00
1010.54.500.5423200.0000.52104.						
Retirement	7,915.41	4,481.49	0.00	3,630.16	5,673.00	5,673.00
1010.54.500.5423200.0000.52119.						
Paid Family Leave Act	106.68	63.46	0.00	79.52	125.00	125.00
1010.54.500.5423200.0000.53100.						
Office & Operating Supplies	0.00	0.00	2,000.00	0.00	10,350.00	10,350.00
1010.54.500.5423200.0000.53500.						
Minor Equipment & Small Tools	0.00	0.00	2,000.00	0.00	0.00	0.00
1010.54.500.5423200.0000.54500.						
Rentals	0.00	0.00	10,000.00	0.00	0.00	0.00
1010.54.500.5423200.0000.54900.						
Miscellaneous	0.00	0.00	0.00	0.00	0.00	0.00
1010.54.500.5423200.0000.93181.						
Interfund Supplies	7,611.00	1,221.55	68,640.00	1,360.28	0.00	0.00
1010.54.500.5423200.0000.94190.						
Interfund Professional Servics	0.00	0.00	3,000.00	0.00	3,000.00	3,000.00
1010.54.500.5423200.0000.94592.						
E R & R Veh & Equip Assessment	16,464.00	21,612.00	300,000.00	91,493.47	300,000.00	300,000.00

	2021 Actuals	2022 Actuals	2023-2024 Budget	2023 Actuals	2025-2026 Requested	2025-2026 Final Budget
RD542390 - RD Miscellaneous Activity						
1010.54.500.5423900.0000.51000.						
SALARIES & WAGES	12,649.31	16,050.75	0.00	25,507.48	103,974.00	103,974.00
1010.54.500.5423900.0000.52000.						
Benefits	399.51	450.84	0.00	693.31	0.00	0.00
1010.54.500.5423900.0000.52102.						
Social Security (FICA)	762.41	959.63	0.00	1,551.82	7,954.00	7,954.00
1010.54.500.5423900.0000.52103.						
Medical Insurance	2,748.71	3,045.28	0.00	5,080.43	17,676.00	17,676.00
1010.54.500.5423900.0000.52104.						
Retirement	1,210.19	1,260.27	0.00	2,089.71	9,909.00	9,909.00
1010.54.500.5423900.0000.52119.						
Paid Family Leave Act	14.48	20.20	0.00	44.18	218.00	218.00
1010.54.500.5423900.0000.53100.						
Office & Operating Supplies	9,430.92	12,997.60	40,000.00	13,563.78	0.00	0.00
1010.54.500.5423900.0000.53500.						
Minor Equipment & Small Tools	216.11	2,943.42	8,000.00	0.00	0.00	0.00
1010.54.500.5423900.0000.54100.						
Professional Services	415,416.97	32,409.27	1,000,000.00	5,103.66	0.00	0.00
1010.54.500.5423900.0000.54500.						
Rentals	0.00	1,018.60	4,000.00	239.14	0.00	0.00
1010.54.500.5423900.0000.93181.						
Interfund Supplies	0.00	0.00	20,000.00	0.00	0.00	0.00
1010.54.500.5423900.0000.94190.						
Interfund Professional Services	0.00	0.00	2,000.00	0.00	0.00	0.00
1010.54.500.5423900.0000.94592.						
E R & R Veh & Equip Assessment	19,860.00	19,488.00	62,000.00	45,854.01	62,000.00	62,000.00
RD542411 - RD Ditch Cleaning						
1010.54.500.5424110.0000.51000.						
SALARIES & WAGES	48,311.64	26,019.13	0.00	37,286.99	66,031.00	66,031.00
1010.54.500.5424110.0000.52000.						
Benefits	1,339.50	792.42	0.00	918.47	0.00	0.00
1010.54.500.5424110.0000.52102.						
Social Security (FICA)	2,976.35	1,546.34	0.00	2,326.52	5,051.00	5,051.00
1010.54.500.5424110.0000.52103.						
Medical Insurance	10,337.39	5,027.22	0.00	7,583.12	11,225.00	11,225.00
1010.54.500.5424110.0000.52104.						
Retirement	5,097.00	2,140.05	0.00	3,251.84	6,293.00	6,293.00
1010.54.500.5424110.0000.52119.						
Paid Family Leave Act	60.62	32.87	0.00	66.80	139.00	139.00
1010.54.500.5424110.0000.53100.						
Office & Operating Supplies	0.00	0.00	2,000.00	0.00	0.00	0.00

	2021 Actuals	2022 Actuals	2023-2024 Budget	2023 Actuals	2025-2026 Requested	2025-2026 Final Budget
1010.54.500.5424110.0000.53500.						
Minor Equipment & Small Tools	0.00	0.00	2,500.00	0.00	0.00	0.00
1010.54.500.5424110.0000.54500.						
Rentals	0.00	0.00	20,000.00	0.00	0.00	0.00
1010.54.500.5424110.0000.93181.						
Interfund Supplies	0.00	0.00	12,000.00	2,674.01	0.00	0.00
1010.54.500.5424110.0000.94190.						
Interfund Professional Services	0.00	0.00	1,000.00	3,155.66	0.00	0.00
1010.54.500.5424110.0000.94592.						
E R & R Veh & Equip Assessment	79,896.00	82,680.00	270,000.00	74,603.34	270,000.00	270,000.00
RD542412 - RD Catch Basin Cleaning						
1010.54.500.5424120.0000.51000.						
SALARIES & WAGES	1,202.17	494.53	0.00	775.49	13,494.00	13,494.00
1010.54.500.5424120.0000.52000.						
Benefits	39.64	12.19	0.00	19.35	0.00	0.00
1010.54.500.5424120.0000.52102.						
Social Security (FICA)	74.84	31.23	0.00	48.02	1,032.00	1,032.00
1010.54.500.5424120.0000.52103.						
Medical Insurance	263.86	92.11	0.00	146.71	2,294.00	2,294.00
1010.54.500.5424120.0000.52104.						
Retirement	104.08	29.81	0.00	63.00	1,286.00	1,286.00
1010.54.500.5424120.0000.52119.						
Paid Family Leave Act	1.44	0.69	0.00	1.45	28.00	28.00
1010.54.500.5424120.0000.53100.						
Office & Operating Supplies	0.00	0.00	3,000.00	0.00	0.00	0.00
1010.54.500.5424120.0000.53500.						
Minor Equipment & Small Tools	0.00	0.00	2,000.00	0.00	0.00	0.00
1010.54.500.5424120.0000.54100.						
Professional Services	302.47	7,704.07	30,000.00	0.00	0.00	0.00
1010.54.500.5424120.0000.54500.						
Rentals	0.00	0.00	16,000.00	0.00	0.00	0.00
1010.54.500.5424120.0000.93181.						
Interfund Supplies	0.00	0.00	500.00	0.00	0.00	0.00
1010.54.500.5424120.0000.94190.						
Interfund Professional Services	0.00	0.00	500.00	0.00	0.00	0.00
1010.54.500.5424120.0000.94592.						
E R & R Veh & Equip Assessment	0.00	0.00	10,000.00	256.96	10,000.00	10,000.00
RD542413 - RD Culvert Cleaning Rep Head						
1010.54.500.5424130.0000.51000.						
SALARIES & WAGES	19,912.17	25,386.37	0.00	27,238.21	67,468.00	67,468.00
1010.54.500.5424130.0000.52000.						
Benefits	622.60	754.27	0.00	797.49	0.00	0.00

	2021 Actuals	2022 Actuals	2023-2024 Budget	2023 Actuals	2025-2026 Requested	2025-2026 Final Budget
1010.54.500.5424130.0000.52102. Social Security (FICA)	1,164.63	1,500.57	0.00	1,628.41	5,161.00	5,161.00
1010.54.500.5424130.0000.52103. Medical Insurance	4,312.68	4,815.21	0.00	5,348.07	11,470.00	11,470.00
1010.54.500.5424130.0000.52104. Retirement	1,820.54	1,827.79	0.00	2,206.20	6,430.00	6,430.00
1010.54.500.5424130.0000.52119. Paid Family Leave Act	22.18	34.32	0.00	48.57	142.00	142.00
1010.54.500.5424130.0000.53100. Office & Operating Supplies	6,939.07	25,336.16	42,000.00	120.04	51,750.00	51,750.00
1010.54.500.5424130.0000.53500. Minor Equipment & Small Tools	1,574.69	0.00	80,000.00	1,325.88	0.00	0.00
1010.54.500.5424130.0000.54100. Professional Services	1,321.35	0.00	20,000.00	1,343.14	0.00	0.00
1010.54.500.5424130.0000.54500. Rentals	21,686.97	35,868.70	100,000.00	48,915.00	0.00	0.00
1010.54.500.5424130.0000.93181. Interfund Supplies	35.45	35.45	5,000.00	1,117.67	0.00	0.00
1010.54.500.5424130.0000.94190. Interfund Professional Servics	0.00	0.00	1,000.00	0.00	0.00	0.00
1010.54.500.5424130.0000.94592. E R & R Veh & Equip Assessment RD542414 - RD Storm Water Control	13,308.00	11,556.00	50,000.00	15,894.25	50,000.00	50,000.00
1010.54.500.5424140.0000.51000. SALARIES & WAGES	13,536.25	24,866.41	0.00	117,488.22	149,794.00	149,794.00
1010.54.500.5424140.0000.52000. Benefits	327.28	773.49	0.00	3,400.61	0.00	0.00
1010.54.500.5424140.0000.52102. Social Security (FICA)	859.86	1,467.29	0.00	7,114.11	11,459.00	11,459.00
1010.54.500.5424140.0000.52103. Medical Insurance	2,835.82	4,585.55	0.00	22,864.54	25,465.00	25,465.00
1010.54.500.5424140.0000.52104. Retirement	1,487.41	1,942.12	0.00	9,628.00	14,275.00	14,275.00
1010.54.500.5424140.0000.52119. Paid Family Leave Act	16.80	32.97	0.00	208.48	315.00	315.00
1010.54.500.5424140.0000.53100. Office & Operating Supplies	0.00	0.00	4,000.00	14,850.14	0.00	0.00
1010.54.500.5424140.0000.53500. Minor Equipment & Small Tools	0.00	4,906.66	1,500.00	0.00	0.00	0.00
1010.54.500.5424140.0000.54100. Professional Services	1,600.00	0.00	8,000.00	0.00	0.00	0.00
1010.54.500.5424140.0000.54500.						

	2021 Actuals	2022 Actuals	2023-2024 Budget	2023 Actuals	2025-2026 Requested	2025-2026 Final Budget
Rentals	0.00	11,598.80	4,000.00	19,162.32	0.00	0.00
1010.54.500.5424140.0000.93181.						
Interfund Supplies	0.00	0.00	4,000.00	43,618.00	0.00	0.00
1010.54.500.5424140.0000.94190.						
Interfund Professional Services	0.00	9,439.05	1,000.00	5,582.93	0.00	0.00
1010.54.500.5424140.0000.94592.						
E R & R Veh & Equip Assessment	9,540.00	9,012.00	80,000.00	115,733.51	80,000.00	80,000.00
RD542511 - RD Cosmetic Bridge Repair						
1010.54.500.5425110.0000.51000.						
SALARIES & WAGES	170.02	0.00	0.00	0.00	9,732.00	9,732.00
1010.54.500.5425110.0000.52000.						
Benefits	6.63	0.00	0.00	0.00	0.00	0.00
1010.54.500.5425110.0000.52102.						
Social Security (FICA)	9.46	0.00	0.00	0.00	745.00	745.00
1010.54.500.5425110.0000.52103.						
Medical Insurance	35.81	0.00	0.00	0.00	1,654.00	1,654.00
1010.54.500.5425110.0000.52104.						
Retirement	13.58	0.00	0.00	0.00	927.00	927.00
1010.54.500.5425110.0000.52119.						
Paid Family Leave Act	0.21	0.00	0.00	0.00	20.00	20.00
1010.54.500.5425110.0000.53100.						
Office & Operating Supplies	0.00	0.00	0.00	0.00	1,170.00	1,170.00
1010.54.500.5425110.0000.54100.						
Professional Services	0.00	0.00	10,000.00	0.00	0.00	0.00
1010.54.500.5425110.0000.94592.						
E R & R Veh & Equip Assessment	0.00	0.00	2,000.00	0.00	2,000.00	2,000.00
RD542541 - RD Cosmetic Irrig Canal Crsng						
1010.54.500.5425410.0000.51000.						
SALARIES & WAGES	0.00	0.00	0.00	0.00	13,529.00	13,529.00
1010.54.500.5425410.0000.52000.						
Benefits	0.00	0.00	0.00	0.00	0.00	0.00
1010.54.500.5425410.0000.52102.						
Social Security (FICA)	0.00	0.00	0.00	0.00	1,035.00	1,035.00
1010.54.500.5425410.0000.52103.						
Medical Insurance	0.00	0.00	0.00	0.00	2,300.00	2,300.00
1010.54.500.5425410.0000.52104.						
Retirement	0.00	0.00	0.00	0.00	1,289.00	1,289.00
1010.54.500.5425410.0000.52119.						
Paid Family Leave Act	0.00	0.00	0.00	0.00	28.00	28.00
1010.54.500.5425410.0000.54100.						
Professional Services	0.00	0.00	1,000.00	0.00	1,950.00	1,950.00
1010.54.500.5425410.0000.94592.						

	2021 Actuals	2022 Actuals	2023-2024 Budget	2023 Actuals	2025-2026 Requested	2025-2026 Final Budget
E R & R Veh & Equip Assessment RD542620 - RD Special Purpose Paths 1010.54.500.5426200.0000.51000.	0.00	0.00	1,000.00	0.00	1,000.00	1,000.00
SALARIES & WAGES 1010.54.500.5426200.0000.52000.	378.93	1,099.21	0.00	0.00	1,443.00	1,443.00
Benefits 1010.54.500.5426200.0000.52102.	247.71	24.93	0.00	0.00	0.00	0.00
Social Security (FICA) 1010.54.500.5426200.0000.52103.	24.33	67.57	0.00	0.00	110.00	110.00
Medical Insurance 1010.54.500.5426200.0000.52104.	3,499.52	210.57	0.00	0.00	245.00	245.00
Retirement 1010.54.500.5426200.0000.52119.	43.78	97.17	0.00	0.00	137.00	137.00
Paid Family Leave Act 1010.54.500.5426200.0000.53100.	0.49	1.57	0.00	0.00	3.00	3.00
Office & Operating Supplies 1010.54.500.5426200.0000.54100.	0.00	0.00	1,000.00	0.00	1,950.00	1,950.00
Professional Services 1010.54.500.5426200.0000.93181.	0.00	0.00	0.00	0.00	50,000.00	50,000.00
Interfund Supplies 1010.54.500.5426200.0000.94592.	0.00	0.00	2,000.00	0.00	0.00	0.00
E R & R Veh & Equip Assessment RD542640 - RD Traffic Control Devices 1010.54.500.5426400.0000.51000.	0.00	0.00	5,000.00	649.78	5,000.00	5,000.00
SALARIES & WAGES 1010.54.500.5426400.0000.52000.	169,211.55	187,808.47	0.00	176,576.74	329,145.00	329,145.00
Benefits 1010.54.500.5426400.0000.52102.	4,760.40	5,181.93	0.00	5,404.66	0.00	0.00
Social Security (FICA) 1010.54.500.5426400.0000.52103.	10,219.72	11,378.75	0.00	11,001.90	25,180.00	25,180.00
Medical Insurance 1010.54.500.5426400.0000.52104.	34,223.00	40,475.31	0.00	40,721.34	55,955.00	55,955.00
Retirement 1010.54.500.5426400.0000.52119.	16,534.14	13,823.59	0.00	14,882.02	31,368.00	31,368.00
Paid Family Leave Act 1010.54.500.5426400.0000.53100.	206.07	256.40	0.00	321.73	691.00	691.00
Office & Operating Supplies 1010.54.500.5426400.0000.53500.	108,193.98	79,036.81	395,000.00	112,712.28	367,312.00	367,312.00
Minor Equipment & Small Tools 1010.54.500.5426400.0000.54100.	6,113.37	2,264.99	75,000.00	0.00	0.00	0.00
Professional Services 1010.54.500.5426400.0000.54300.	250,434.41	18,525.99	575,000.00	549,516.61	375,000.00	375,000.00

	2021 Actuals	2022 Actuals	2023-2024 Budget	2023 Actuals	2025-2026 Requested	2025-2026 Final Budget
Travel	-4.64	1,743.07	5,000.00	0.00	0.00	0.00
1010.54.500.5426400.0000.54315.						
Meals	0.00	211.95	0.00	0.00	0.00	0.00
1010.54.500.5426400.0000.54500.						
Rentals	0.00	658.16	2,000.00	0.00	0.00	0.00
1010.54.500.5426400.0000.54700.						
Utilities	1,739.53	1,730.27	3,000.00	1,497.89	0.00	0.00
1010.54.500.5426400.0000.54900.						
Miscellaneous	200.00	600.00	3,000.00	244.00	0.00	0.00
1010.54.500.5426400.0000.93181.						
Interfund Supplies	0.00	671.02	4,000.00	10.21	0.00	0.00
1010.54.500.5426400.0000.94190.						
Interfund Professional Servics	2,538.67	2,160.00	5,000.00	1,073.27	0.00	0.00
1010.54.500.5426400.0000.94592.						
E R & R Veh & Equip Assessment	41,088.00	40,692.00	218,000.00	50,489.59	218,000.00	218,000.00
RD542660 - RD Snow & Ice Control						
1010.54.500.5426600.0000.51000.						
SALARIES & WAGES	126,161.06	190,720.07	0.00	40,895.71	287,630.00	287,630.00
1010.54.500.5426600.0000.52000.						
Benefits	3,741.59	5,940.91	0.00	1,194.49	0.00	0.00
1010.54.500.5426600.0000.52102.						
Social Security (FICA)	7,815.22	11,309.65	0.00	2,445.97	21,577.00	21,577.00
1010.54.500.5426600.0000.52103.						
Medical Insurance	27,244.16	35,214.27	0.00	8,404.92	59,299.00	59,299.00
1010.54.500.5426600.0000.52104.						
Retirement	13,017.89	15,923.39	0.00	3,414.04	26,880.00	26,880.00
1010.54.500.5426600.0000.52119.						
Paid Family Leave Act	153.91	282.45	0.00	71.63	592.00	592.00
1010.54.500.5426600.0000.53100.						
Office & Operating Supplies	63,560.89	155,440.35	400,000.00	207,911.72	661,400.00	661,400.00
1010.54.500.5426600.0000.53500.						
Minor Equipment & Small Tools	1,615.14	0.00	4,000.00	0.00	0.00	0.00
1010.54.500.5426600.0000.54500.						
Rentals	0.00	0.00	0.00	0.00	0.00	0.00
1010.54.500.5426600.0000.54900.						
Miscellaneous	342.81	0.00	14,000.00	0.00	0.00	0.00
1010.54.500.5426600.0000.93181.						
Interfund Supplies	0.00	0.00	100,000.00	0.00	0.00	0.00
1010.54.500.5426600.0000.94190.						
Interfund Professional Servics	1,440.00	0.00	6,000.00	0.00	0.00	0.00
1010.54.500.5426600.0000.94592.						
E R & R Veh & Equip Assessment	680,868.00	705,264.00	1,100,000.00	141,078.25	1,100,000.00	1,100,000.00

	2021 Actuals	2022 Actuals	2023-2024 Budget	2023 Actuals	2025-2026 Requested	2025-2026 Final Budget
RD542670 - RD Street Cleaning						
1010.54.500.5426700.0000.51000.						
SALARIES & WAGES	49,920.62	52,346.73	0.00	46,947.62	50,525.00	50,525.00
1010.54.500.5426700.0000.52000.						
Benefits	1,131.09	1,358.70	0.00	1,156.01	0.00	0.00
1010.54.500.5426700.0000.52102.						
Social Security (FICA)	3,104.53	3,185.92	0.00	2,908.75	3,865.00	3,865.00
1010.54.500.5426700.0000.52103.						
Medical Insurance	9,022.26	10,076.25	0.00	9,283.52	8,589.00	8,589.00
1010.54.500.5426700.0000.52104.						
Retirement	5,179.79	3,974.98	0.00	4,023.66	4,815.00	4,815.00
1010.54.500.5426700.0000.52119.						
Paid Family Leave Act	56.43	65.18	0.00	82.26	106.00	106.00
1010.54.500.5426700.0000.53100.						
Office & Operating Supplies	89.86	0.00	0.00	0.00	0.00	0.00
1010.54.500.5426700.0000.54500.						
Rentals	8,927.58	2,475.90	10,000.00	2,037.18	24,000.00	24,000.00
1010.54.500.5426700.0000.54900.						
Miscellaneous	0.00	0.00	16,000.00	0.00	0.00	0.00
1010.54.500.5426700.0000.93181.						
Interfund Supplies	0.00	0.00	500.00	2,812.15	0.00	0.00
1010.54.500.5426700.0000.94190.						
Interfund Professional Servics	0.00	1,502.57	0.00	2,626.55	0.00	0.00
1010.54.500.5426700.0000.94592.						
E R & R Veh & Equip Assessment	66,492.00	94,296.00	70,000.00	66,287.77	70,000.00	70,000.00
RD542711 - RD Chemical						
1010.54.500.5427110.0000.51000.						
SALARIES & WAGES	61,387.59	62,852.97	0.00	72,212.16	310,055.00	310,055.00
1010.54.500.5427110.0000.52000.						
Benefits	2,084.94	1,780.62	0.00	1,894.64	0.00	0.00
1010.54.500.5427110.0000.52102.						
Social Security (FICA)	3,590.60	3,752.60	0.00	4,457.53	23,719.00	23,719.00
1010.54.500.5427110.0000.52103.						
Medical Insurance	14,426.78	11,877.68	0.00	15,244.74	52,709.00	52,709.00
1010.54.500.5427110.0000.52104.						
Retirement	5,749.62	5,306.11	0.00	6,123.42	29,548.00	29,548.00
1010.54.500.5427110.0000.52119.						
Paid Family Leave Act	62.91	71.35	0.00	118.15	651.00	651.00
1010.54.500.5427110.0000.53100.						
Office & Operating Supplies	217,996.79	207,352.69	603,600.00	280,748.00	360,000.00	360,000.00
1010.54.500.5427110.0000.54100.						
Professional Services	10,279.51	0.00	0.00	7,890.37	0.00	0.00

	2021 Actuals	2022 Actuals	2023-2024 Budget	2023 Actuals	2025-2026 Requested	2025-2026 Final Budget
1010.54.500.5427110.0000.54900. Miscellaneous	210.00	20,114.48	3,800.00	19,798.24	0.00	0.00
1010.54.500.5427110.0000.93181. Interfund Supplies	0.00	0.00	0.00	6.13	0.00	0.00
1010.54.500.5427110.0000.94190. Interfund Professional Servics	0.00	0.00	0.00	7,053.44	0.00	0.00
1010.54.500.5427110.0000.94592. E R & R Veh & Equip Assessment RD542712 - RD Burn	113,820.00	111,048.00	120,000.00	43,614.22	120,000.00	120,000.00
1010.54.500.5427120.0000.51000. SALARIES & WAGES	42,064.67	54,265.05	0.00	18,273.62	313,688.00	313,688.00
1010.54.500.5427120.0000.52000. Benefits	1,116.79	1,222.30	0.00	495.27	0.00	0.00
1010.54.500.5427120.0000.52102. Social Security (FICA)	2,620.79	3,397.11	0.00	1,120.03	23,997.00	23,997.00
1010.54.500.5427120.0000.52103. Medical Insurance	7,751.73	10,403.83	0.00	3,761.07	53,327.00	53,327.00
1010.54.500.5427120.0000.52104. Retirement	4,633.80	4,224.13	0.00	1,603.72	29,894.00	29,894.00
1010.54.500.5427120.0000.52119. Paid Family Leave Act	50.91	74.70	0.00	33.24	659.00	659.00
1010.54.500.5427120.0000.53100. Office & Operating Supplies	98.05	5.32	5,000.00	411.24	0.00	0.00
1010.54.500.5427120.0000.53500. Minor Equipment & Small Tools	1,409.33	477.46	4,400.00	0.00	0.00	0.00
1010.54.500.5427120.0000.54500. Rentals	0.00	0.00	0.00	0.00	0.00	0.00
1010.54.500.5427120.0000.54900. Miscellaneous	164.00	164.13	1,750.00	77.00	0.00	0.00
1010.54.500.5427120.0000.93181. Interfund Supplies	1,685.83	0.00	4,000.00	0.00	0.00	0.00
1010.54.500.5427120.0000.94190. Interfund Professional Servics	0.00	0.00	1,500.00	0.00	0.00	0.00
1010.54.500.5427120.0000.94592. E R & R Veh & Equip Assessment RD542713 - RD Mowing	100,740.00	89,868.00	82,500.00	15,376.10	82,500.00	82,500.00
1010.54.500.5427130.0000.51000. SALARIES & WAGES	78,457.40	67,473.61	0.00	47,592.63	72,129.00	72,129.00
1010.54.500.5427130.0000.52000. Benefits	2,452.97	2,142.20	0.00	1,263.04	0.00	0.00
1010.54.500.5427130.0000.52102. Social Security (FICA)	4,652.46	3,934.64	0.00	2,914.68	5,518.00	5,518.00

	2021 Actuals	2022 Actuals	2023-2024 Budget	2023 Actuals	2025-2026 Requested	2025-2026 Final Budget
1010.54.500.5427130.0000.52103.						
Medical Insurance	18,194.05	13,177.95	0.00	9,074.30	12,262.00	12,262.00
1010.54.500.5427130.0000.52104.						
Retirement	6,738.50	4,894.27	0.00	3,801.99	6,874.00	6,874.00
1010.54.500.5427130.0000.52119.						
Paid Family Leave Act	88.60	85.81	0.00	84.83	151.00	151.00
1010.54.500.5427130.0000.53100.						
Office & Operating Supplies	79.41	0.00	1,000.00	0.00	0.00	0.00
1010.54.500.5427130.0000.54100.						
Professional Services	118.37	15.00	0.00	0.00	0.00	0.00
1010.54.500.5427130.0000.54500.						
Rentals	0.00	0.00	4,000.00	0.00	0.00	0.00
1010.54.500.5427130.0000.93181.						
Interfund Supplies	0.00	0.00	0.00	1,094.76	0.00	0.00
1010.54.500.5427130.0000.94190.						
Interfund Professional Servics	0.00	0.00	0.00	21,902.14	0.00	0.00
1010.54.500.5427130.0000.94592.						
E R & R Veh & Equip Assessment	115,596.00	112,248.00	170,000.00	103,437.03	170,000.00	170,000.00
RD542714 - RD Brush Cutting						
1010.54.500.5427140.0000.51000.						
SALARIES & WAGES	33,269.20	102,327.69	0.00	101,530.36	313,688.00	313,688.00
1010.54.500.5427140.0000.52000.						
Benefits	849.88	2,947.78	0.00	3,094.02	0.00	0.00
1010.54.500.5427140.0000.52102.						
Social Security (FICA)	2,043.56	6,096.83	0.00	5,982.88	23,997.00	23,997.00
1010.54.500.5427140.0000.52103.						
Medical Insurance	5,692.70	19,707.47	0.00	20,334.35	53,327.00	53,327.00
1010.54.500.5427140.0000.52104.						
Retirement	3,470.68	7,870.32	0.00	8,160.85	29,894.00	29,894.00
1010.54.500.5427140.0000.52119.						
Paid Family Leave Act	38.85	137.29	0.00	176.43	659.00	659.00
1010.54.500.5427140.0000.53100.						
Office & Operating Supplies	1,097.20	381.48	1,000.00	606.23	0.00	0.00
1010.54.500.5427140.0000.53500.						
Minor Equipment & Small Tools	1,064.26	1,966.84	2,650.00	0.00	0.00	0.00
1010.54.500.5427140.0000.54100.						
Professional Services	0.00	41.04	75,000.00	58,160.00	200,000.00	200,000.00
1010.54.500.5427140.0000.54500.						
Rentals	0.00	0.00	0.00	0.00	0.00	0.00
1010.54.500.5427140.0000.54700.						
Utilities	228.73	254.76	0.00	0.00	0.00	0.00
1010.54.500.5427140.0000.54900.						

	2021 Actuals	2022 Actuals	2023-2024 Budget	2023 Actuals	2025-2026 Requested	2025-2026 Final Budget
Miscellaneous	0.00	0.00	10,000.00	0.00	0.00	0.00
1010.54.500.5427140.0000.93181.						
Interfund Supplies	0.00	0.00	1,250.00	0.00	0.00	0.00
1010.54.500.5427140.0000.94190.						
Interfund Professional Services	0.00	0.00	1,000.00	1,279.87	0.00	0.00
1010.54.500.5427140.0000.94592.						
E R & R Veh & Equip Assessment RD542750 - RD Litter Clean-up	65,136.00	181,752.00	170,000.00	36,076.79	170,000.00	170,000.00
1010.54.500.5427500.0000.51000.						
SALARIES & WAGES	26,704.08	23,465.56	0.00	24,786.49	266,333.00	266,333.00
1010.54.500.5427500.0000.52000.						
Benefits	845.35	604.56	0.00	662.06	0.00	0.00
1010.54.500.5427500.0000.52102.						
Social Security (FICA)	1,603.97	1,428.08	0.00	1,516.39	20,375.00	20,375.00
1010.54.500.5427500.0000.52103.						
Medical Insurance	6,325.07	4,421.92	0.00	4,943.05	45,277.00	45,277.00
1010.54.500.5427500.0000.52104.						
Retirement	2,608.81	1,513.99	0.00	2,109.24	25,382.00	25,382.00
1010.54.500.5427500.0000.52119.						
Paid Family Leave Act	32.08	31.23	0.00	42.57	559.00	559.00
1010.54.500.5427500.0000.53100.						
Office & Operating Supplies	44.46	0.00	1,200.00	0.00	0.00	0.00
1010.54.500.5427500.0000.54100.						
Professional Services	1,280.88	2,742.20	6,000.00	2,231.53	0.00	0.00
1010.54.500.5427500.0000.54700.						
Utilities	1,199.09	1,353.49	5,000.00	2,138.52	0.00	0.00
1010.54.500.5427500.0000.94592.						
E R & R Veh & Equip Assessment RD542760 - RD Contour Control	26,544.00	30,492.00	32,000.00	45,481.23	32,000.00	32,000.00
1010.54.500.5427600.0000.51000.						
SALARIES & WAGES	0.00	0.00	0.00	0.00	5,458.00	5,458.00
1010.54.500.5427600.0000.52000.						
Benefits	0.00	0.00	0.00	0.00	0.00	0.00
1010.54.500.5427600.0000.52102.						
Social Security (FICA)	0.00	0.00	0.00	0.00	418.00	418.00
1010.54.500.5427600.0000.52103.						
Medical Insurance	0.00	0.00	0.00	0.00	928.00	928.00
1010.54.500.5427600.0000.52104.						
Retirement	0.00	0.00	0.00	0.00	520.00	520.00
1010.54.500.5427600.0000.52119.						
Paid Family Leave Act	0.00	0.00	0.00	0.00	11.00	11.00
1010.54.500.5427600.0000.54100.						

	2021 Actuals	2022 Actuals	2023-2024 Budget	2023 Actuals	2025-2026 Requested	2025-2026 Final Budget
Professional Services	0.00	0.00	0.00	0.00	0.00	0.00
1010.54.500.5427600.0000.54500.						
Rentals	0.00	0.00	4,000.00	0.00	0.00	0.00
1010.54.500.5427600.0000.94592.						
E R & R Veh & Equip Assessment	0.00	0.00	4,000.00	0.00	4,000.00	4,000.00
RD542800 - RD Ancillary Operations						
1010.54.500.5428000.0000.51000.						
SALARIES & WAGES	75.14	0.00	0.00	0.00	0.00	0.00
1010.54.500.5428000.0000.52000.						
Benefits	1.60	0.00	0.00	0.00	0.00	0.00
1010.54.500.5428000.0000.52102.						
Social Security (FICA)	4.89	0.00	0.00	0.00	0.00	0.00
1010.54.500.5428000.0000.52103.						
Medical Insurance	17.10	0.00	0.00	0.00	0.00	0.00
1010.54.500.5428000.0000.52104.						
Retirement	8.76	0.00	0.00	0.00	0.00	0.00
1010.54.500.5428000.0000.52119.						
Paid Family Leave Act	0.10	0.00	0.00	0.00	0.00	0.00
1010.54.500.5428000.0000.53100.						
Office & Operating Supplies	0.00	0.00	0.00	0.00	0.00	0.00
1010.54.500.5428000.0000.94592.						
E R & R Veh & Equip Assessment	0.00	0.00	0.00	0.00	0.00	0.00
RD542910 - RD Maintenance Administration-						
1010.54.500.5429100.0000.51000.						
SALARIES & WAGES	61,195.90	46,598.25	0.00	69,473.88	236,117.00	236,117.00
1010.54.500.5429100.0000.52000.						
Benefits	3,911.43	3,431.80	0.00	5,614.16	0.00	0.00
1010.54.500.5429100.0000.52102.						
Social Security (FICA)	3,912.01	2,980.46	0.00	4,541.25	18,063.00	18,063.00
1010.54.500.5429100.0000.52103.						
Medical Insurance	17,161.79	15,621.57	0.00	16,035.60	40,140.00	40,140.00
1010.54.500.5429100.0000.52104.						
Retirement	6,214.37	3,966.25	0.00	5,650.95	22,502.00	22,502.00
1010.54.500.5429100.0000.52119.						
Paid Family Leave Act	76.67	64.21	0.00	124.10	496.00	496.00
1010.54.500.5429100.0000.53100.						
Office & Operating Supplies	700.76	1,425.68	4,750.00	1,961.31	0.00	0.00
1010.54.500.5429100.0000.53500.						
Minor Equipment & Small Tools	653.87	522.93	13,000.00	310.62	0.00	0.00
1010.54.500.5429100.0000.54100.						
Professional Services	3,265.72	6,370.57	46,000.00	9,660.91	0.00	0.00
1010.54.500.5429100.0000.54200.						

	2021 Actuals	2022 Actuals	2023-2024 Budget	2023 Actuals	2025-2026 Requested	2025-2026 Final Budget
Communications	3,701.66	-1,850.83	50,000.00	739.06	0.00	0.00
1010.54.500.5429100.0000.54300.						
Travel	88.05	437.46	4,000.00	1,489.90	9,600.00	9,600.00
1010.54.500.5429100.0000.54315.						
Meals	0.00	103.40	0.00	94.95	1,000.00	1,000.00
1010.54.500.5429100.0000.54400.						
Taxes & Operating Assessments	154.92	163.03	0.00	62.23	0.00	0.00
1010.54.500.5429100.0000.54500.						
Rentals	349.23	9,686.85	30,000.00	2,211.37	0.00	0.00
1010.54.500.5429100.0000.54700.						
Utilities	15,899.75	2,190.83	0.00	1,899.93	0.00	0.00
1010.54.500.5429100.0000.54900.						
Miscellaneous	10,931.00	9,300.38	12,000.00	7,719.39	0.00	0.00
1010.54.500.5429100.0000.93181.						
Interfund Supplies	0.00	1,244.90	600.00	1,383.57	0.00	0.00
1010.54.500.5429100.0000.94190.						
Interfund Professional Services	18.75	3,140.00	2,500.00	4,666.83	0.00	0.00
1010.54.500.5429100.0000.94592.						
E R & R Veh & Equip Assessment	0.00	3,942.00	44,500.00	25,272.72	44,500.00	44,500.00
RD542920 - RD Maintenance Administration-						
1010.54.500.5429200.0000.51000.						
SALARIES & WAGES	213,876.57	242,792.70	0.00	254,625.44	519,458.00	519,458.00
1010.54.500.5429200.0000.52000.						
Benefits	9,420.34	10,009.94	0.00	11,632.60	0.00	0.00
1010.54.500.5429200.0000.52102.						
Social Security (FICA)	13,123.86	15,004.31	0.00	16,383.66	39,739.00	39,739.00
1010.54.500.5429200.0000.52103.						
Medical Insurance	45,342.51	48,345.56	0.00	51,766.77	88,308.00	88,308.00
1010.54.500.5429200.0000.52104.						
Retirement	20,831.46	20,723.28	0.00	21,463.93	49,504.00	49,504.00
1010.54.500.5429200.0000.52119.						
Paid Family Leave Act	263.77	338.08	0.00	463.48	1,091.00	1,091.00
1010.54.500.5429200.0000.53100.						
Office & Operating Supplies	997.14	1,237.08	5,250.00	7,044.57	2,000.00	2,000.00
1010.54.500.5429200.0000.53500.						
Minor Equipment & Small Tools	1,114.39	1,614.92	17,000.00	3,067.07	0.00	0.00
1010.54.500.5429200.0000.54100.						
Professional Services	11,297.03	2,290.17	46,000.00	10,463.55	0.00	0.00
1010.54.500.5429200.0000.54200.						
Communications	1,075.74	0.00	24,500.00	56.15	0.00	0.00
1010.54.500.5429200.0000.54300.						
Travel	173.99	551.08	8,000.00	2,335.90	14,600.00	14,600.00

	2021 Actuals	2022 Actuals	2023-2024 Budget	2023 Actuals	2025-2026 Requested	2025-2026 Final Budget
1010.54.500.5429200.0000.54315.						
Meals	0.00	153.35	0.00	94.95	1,700.00	1,700.00
1010.54.500.5429200.0000.54400.						
Taxes & Operating Assessments	162.45	132.93	0.00	86.66	0.00	0.00
1010.54.500.5429200.0000.54500.						
Rentals	237.60	713.12	25,500.00	0.00	0.00	0.00
1010.54.500.5429200.0000.54700.						
Utilities	15,023.45	0.00	30,000.00	80.52	0.00	0.00
1010.54.500.5429200.0000.54900.						
Miscellaneous	27,034.61	17,359.86	10,000.00	17,993.88	0.00	0.00
1010.54.500.5429200.0000.93181.						
Interfund Supplies	0.00	1,372.62	2,000.00	1,502.38	0.00	0.00
1010.54.500.5429200.0000.94190.						
Interfund Professional Services	7,547.68	17,254.00	12,000.00	4,932.57	0.00	0.00
1010.54.500.5429200.0000.94592.						
E R & R Veh & Equip Assessment	41,484.00	89,574.00	100,000.00	44,534.76	100,000.00	100,000.00
RD543100 - RD Management						
1010.54.500.5431000.0000.51000.						
SALARIES & WAGES	67,179.01	213,522.81	0.00	0.00	0.00	0.00
1010.54.500.5431000.0000.51001.						
County Engineer	0.00	0.00	0.00	27,051.05	290,184.00	290,184.00
1010.54.500.5431000.0000.51010.						
Chief Financial Officer	0.00	0.00	0.00	89,158.00	200,212.00	200,212.00
1010.54.500.5431000.0000.51015.						
Public Works Manager	0.00	0.00	0.00	134,160.00	290,184.00	290,184.00
1010.54.500.5431000.0000.52000.						
Benefits	2,248.27	5,576.68	0.00	0.00	0.00	0.00
1010.54.500.5431000.0000.52102.						
Social Security (FICA)	4,334.13	13,478.03	0.00	18,831.11	59,715.00	59,715.00
1010.54.500.5431000.0000.52103.						
Medical Insurance	17,783.25	39,531.83	0.00	37,011.46	170,635.00	170,635.00
1010.54.500.5431000.0000.52104.						
Retirement	7,104.86	18,018.65	0.00	24,876.56	74,389.00	74,389.00
1010.54.500.5431000.0000.52119.						
Paid Family Leave Act	82.66	287.30	0.00	530.93	1,639.00	1,639.00
1010.54.500.5431000.0000.53100.						
Office & Operating Supplies	0.00	56.49	1,000.00	770.84	1,000.00	1,000.00
1010.54.500.5431000.0000.53500.						
Minor Equipment & Small Tools	0.00	0.00	0.00	0.00	0.00	0.00
1010.54.500.5431000.0000.54100.						
Professional Services	0.00	106.15	15,000.00	3,932.79	0.00	0.00
1010.54.500.5431000.0000.54300.						

	2021 Actuals	2022 Actuals	2023-2024 Budget	2023 Actuals	2025-2026 Requested	2025-2026 Final Budget
Travel	2,462.84	4,259.25	20,000.00	18,749.82	33,800.00	33,800.00
1010.54.500.5431000.0000.54315.						
Meals	125.95	344.80	0.00	1,155.40	3,000.00	3,000.00
1010.54.500.5431000.0000.54900.						
Miscellaneous	5,217.00	7,719.00	20,000.00	10,704.09	0.00	0.00
1010.54.500.5431000.0000.94190.						
Interfund Professional Services	50.00	0.00	18,000.00	0.00	0.00	0.00
1010.54.500.5431000.0000.94592.						
E R & R Veh & Equip Assessment	0.00	13,740.00	40,000.00	7,560.00	40,000.00	40,000.00
RD543300 - RD General Services						
1010.54.500.5433000.0000.51000.						
SALARIES & WAGES	280,150.44	329,703.21	0.00	116,881.75	0.00	0.00
1010.54.500.5433000.0000.51040.						
Accounting Assistant III	0.00	0.00	0.00	15,645.00	140,394.00	140,394.00
1010.54.500.5433000.0000.51041.						
Accounting Assistant III	0.00	0.00	0.00	57,438.00	132,186.00	132,186.00
1010.54.500.5433000.0000.51044.						
Office Assistant I	0.00	0.00	0.00	44,298.00	124,776.00	124,776.00
1010.54.500.5433000.0000.51332.						
Office Assistant I	4,939.49	14,709.83	0.00	11,870.12	0.00	0.00
1010.54.500.5433000.0000.51554.						
Administrative Assistant	0.00	0.00	0.00	69,252.00	155,484.00	155,484.00
1010.54.500.5433000.0000.52000.						
Benefits	8,491.24	9,466.84	0.00	3,049.70	0.00	0.00
1010.54.500.5433000.0000.52102.						
Social Security (FICA)	18,016.07	22,245.80	0.00	22,333.17	42,292.00	42,292.00
1010.54.500.5433000.0000.52103.						
Medical Insurance	60,571.60	67,345.82	0.00	70,921.23	120,851.00	120,851.00
1010.54.500.5433000.0000.52104.						
Retirement	27,718.45	30,043.27	0.00	29,193.80	52,686.00	52,686.00
1010.54.500.5433000.0000.52119.						
Paid Family Leave Act	350.37	481.65	0.00	641.59	1,161.00	1,161.00
1010.54.500.5433000.0000.53100.						
Office & Operating Supplies	3,357.72	4,014.53	10,000.00	7,571.87	25,400.00	25,400.00
1010.54.500.5433000.0000.53500.						
Minor Equipment & Small Tools	2,954.67	4,642.83	20,000.00	1,946.74	0.00	0.00
1010.54.500.5433000.0000.53508.						
Computer Replacement	669.06	3,015.60	9,400.00	19,739.86	0.00	0.00
1010.54.500.5433000.0000.54100.						
Professional Services	8,957.40	13,775.22	20,000.00	12,641.55	76,800.00	76,800.00
1010.54.500.5433000.0000.54200.						
Communications	537.34	701.10	2,000.00	1,561.74	0.00	0.00

	2021 Actuals	2022 Actuals	2023-2024 Budget	2023 Actuals	2025-2026 Requested	2025-2026 Final Budget
1010.54.500.5436200.0000.52103. Medical Insurance	0.00	0.00	0.00	0.00	0.00	0.00
1010.54.500.5436200.0000.52104. Retirement	0.00	0.00	0.00	0.00	0.00	0.00
1010.54.500.5436200.0000.52119. Paid Family Leave Act	0.00	0.00	0.00	0.00	0.00	0.00
RD543700 - RD Undistributed Benefits						
1010.54.500.5437000.0000.51000. SALARIES & WAGES	0.00	0.00	0.00	0.00	0.00	0.00
1010.54.500.5437000.0000.51001. County Engineer	0.00	0.00	249,172.00	0.00	0.00	0.00
1010.54.500.5437000.0000.51004. Public Works Manager	0.00	0.00	0.00	0.00	0.00	0.00
1010.54.500.5437000.0000.51005. Public Works Administrator	0.00	0.00	0.00	0.00	0.00	0.00
1010.54.500.5437000.0000.51010. Chief Financial Officer	0.00	0.00	176,146.00	0.00	0.00	0.00
1010.54.500.5437000.0000.51015. Public Works Manager	0.00	0.00	248,088.00	0.00	0.00	0.00
1010.54.500.5437000.0000.51028. Procurement Contract Coordinatr	0.00	0.00	142,041.00	0.00	0.00	0.00
1010.54.500.5437000.0000.51030. Administrative Assistant	0.00	0.00	136,824.00	0.00	0.00	0.00
1010.54.500.5437000.0000.51031. Road Superintendent	0.00	0.00	0.00	0.00	0.00	0.00
1010.54.500.5437000.0000.51032. Road Superintendent	0.00	0.00	0.00	0.00	0.00	0.00
1010.54.500.5437000.0000.51033. Engineering Associate II	0.00	0.00	176,088.00	0.00	0.00	0.00
1010.54.500.5437000.0000.51034. Survey Chief	0.00	0.00	176,088.00	0.00	0.00	0.00
1010.54.500.5437000.0000.51035. Engineering Technician III	0.00	0.00	0.00	0.00	0.00	0.00
1010.54.500.5437000.0000.51036. Engineering Technician I	0.00	0.00	111,938.00	0.00	0.00	0.00
1010.54.500.5437000.0000.51037. Engineering Technician III	0.00	0.00	142,015.00	0.00	0.00	0.00
1010.54.500.5437000.0000.51038. Engineering Technician III	0.00	0.00	144,864.00	0.00	0.00	0.00
1010.54.500.5437000.0000.51039. Civil Engineer I	0.00	0.00	177,144.00	0.00	0.00	0.00
1010.54.500.5437000.0000.51040.						

	2021 Actuals	2022 Actuals	2023-2024 Budget	2023 Actuals	2025-2026 Requested	2025-2026 Final Budget
Accounting Assistant III 1010.54.500.5437000.0000.51041.	0.00	0.00	0.00	0.00	0.00	0.00
Accounting Assistant III 1010.54.500.5437000.0000.51042.	0.00	0.00	113,526.00	0.00	0.00	0.00
Engineering Associate III 1010.54.500.5437000.0000.51044.	0.00	0.00	153,480.00	0.00	0.00	0.00
Office Assistant I 1010.54.500.5437000.0000.51047.	0.00	0.00	80,214.00	0.00	0.00	0.00
GIS Supervisor 1010.54.500.5437000.0000.51048.	0.00	0.00	0.00	0.00	0.00	0.00
Engineering Tech III 1010.54.500.5437000.0000.51049.	0.00	0.00	131,832.00	0.00	0.00	0.00
Engineering Intern 1010.54.500.5437000.0000.51051.	0.00	0.00	0.00	0.00	0.00	0.00
Maintenance Worker III 1010.54.500.5437000.0000.51052.	0.00	0.00	146,280.00	0.00	0.00	0.00
Sign Technician III 1010.54.500.5437000.0000.51053.	0.00	0.00	131,610.00	0.00	0.00	0.00
Maintenance Worker II 1010.54.500.5437000.0000.51054.	0.00	0.00	119,724.00	0.00	0.00	0.00
Maintenance Worker III 1010.54.500.5437000.0000.51055.	0.00	0.00	146,280.00	0.00	0.00	0.00
Maintenance Worker II 1010.54.500.5437000.0000.51056.	0.00	0.00	0.00	0.00	0.00	0.00
Maintenance Worker II 1010.54.500.5437000.0000.51058.	0.00	0.00	113,356.00	0.00	0.00	0.00
Maintenance Worker II 1010.54.500.5437000.0000.51059.	0.00	0.00	132,720.00	0.00	0.00	0.00
Maintenance Worker II 1010.54.500.5437000.0000.51060.	0.00	0.00	132,720.00	0.00	0.00	0.00
Maintenance Worker II 1010.54.500.5437000.0000.51061.	0.00	0.00	113,676.00	0.00	0.00	0.00
Maintenance Worker III 1010.54.500.5437000.0000.51062.	0.00	0.00	146,280.00	0.00	0.00	0.00
Maintenance Worker II 1010.54.500.5437000.0000.51063.	0.00	0.00	132,720.00	0.00	0.00	0.00
Maintenance Worker II 1010.54.500.5437000.0000.51064.	0.00	0.00	121,788.00	0.00	0.00	0.00
Maintenance Worker II 1010.54.500.5437000.0000.51065.	0.00	0.00	132,720.00	0.00	0.00	0.00
Maintenance Worker II 1010.54.500.5437000.0000.51066.	0.00	0.00	132,720.00	0.00	0.00	0.00

	2021 Actuals	2022 Actuals	2023-2024 Budget	2023 Actuals	2025-2026 Requested	2025-2026 Final Budget
Maintenance Worker II 1010.54.500.5437000.0000.51067.	0.00	0.00	123,212.00	0.00	0.00	0.00
Maintenance Worker II 1010.54.500.5437000.0000.51069.	0.00	0.00	132,720.00	0.00	0.00	0.00
Maintenance Worker II 1010.54.500.5437000.0000.51070.	0.00	0.00	116,996.00	0.00	0.00	0.00
Maintenance Worker II 1010.54.500.5437000.0000.51071.	0.00	0.00	123,212.00	0.00	0.00	0.00
Maintenance Worker II 1010.54.500.5437000.0000.51073.	0.00	0.00	132,720.00	0.00	0.00	0.00
Maintenance Worker II 1010.54.500.5437000.0000.51116.	0.00	0.00	132,720.00	0.00	0.00	0.00
Operation Manager 1010.54.500.5437000.0000.51194.	0.00	0.00	190,310.00	0.00	0.00	0.00
Code Enforcement Supervisor 1010.54.500.5437000.0000.51332.	0.00	0.00	0.00	0.00	0.00	0.00
Office Assistant I 1010.54.500.5437000.0000.51534.	0.00	0.00	34,613.00	0.00	0.00	0.00
Permit Tech 1010.54.500.5437000.0000.51537.	0.00	0.00	0.00	0.00	0.00	0.00
Maintenance Worker II 1010.54.500.5437000.0000.51541.	0.00	0.00	0.00	0.00	0.00	0.00
Maintenance Worker II 1010.54.500.5437000.0000.51554.	0.00	0.00	0.00	0.00	0.00	0.00
Administrative Assistant 1010.54.500.5437000.0000.51751.	0.00	0.00	157,986.00	0.00	0.00	0.00
Maintenance Worker II 1010.54.500.5437000.0000.51754.	0.00	0.00	113,356.00	0.00	0.00	0.00
Trans Planning Coordinator 1010.54.500.5437000.0000.51763.	0.00	0.00	144,918.00	0.00	0.00	0.00
Maintenance Worker II 1010.54.500.5437000.0000.51825.	0.00	0.00	108,600.00	0.00	0.00	0.00
Right of Way Technician 1010.54.500.5437000.0000.51826.	0.00	0.00	0.00	0.00	0.00	0.00
Lead Right of Way Tech 1010.54.500.5437000.0000.51905.	0.00	0.00	0.00	0.00	0.00	0.00
Temporary Help 1010.54.500.5437000.0000.51910.	0.00	0.00	200,000.00	0.00	0.00	0.00
Maintenance Worker II 1010.54.500.5437000.0000.51925.	0.00	0.00	119,380.00	0.00	0.00	0.00
Overtime 1010.54.500.5437000.0000.52102.	0.00	0.00	300,000.00	0.00	0.00	0.00

	2021 Actuals	2022 Actuals	2023-2024 Budget	2023 Actuals	2025-2026 Requested	2025-2026 Final Budget
Social Security (FICA)	0.00	0.00	473,749.00	0.00	0.00	0.00
1010.54.500.5437000.0000.52103.						
Medical Insurance	0.00	0.00	1,187,536.00	0.00	0.00	0.00
1010.54.500.5437000.0000.52104.						
Retirement	0.00	0.00	634,762.00	0.00	0.00	0.00
1010.54.500.5437000.0000.52119.						
Paid Family Leave Act	0.00	0.00	13,625.00	0.00	0.00	0.00
RD544200 - RD Operations Engineering						
1010.54.500.5442000.0000.51000.						
SALARIES & WAGES	227,111.35	189,150.19	0.00	218,870.85	429,626.00	429,626.00
1010.54.500.5442000.0000.52000.						
Benefits	6,511.49	5,306.27	0.00	5,963.30	0.00	0.00
1010.54.500.5442000.0000.52102.						
Social Security (FICA)	14,445.32	12,076.83	0.00	13,934.52	32,866.00	32,866.00
1010.54.500.5442000.0000.52103.						
Medical Insurance	44,679.26	36,216.18	0.00	43,480.46	93,916.00	93,916.00
1010.54.500.5442000.0000.52104.						
Retirement	21,652.37	16,400.22	0.00	18,313.46	40,943.00	40,943.00
1010.54.500.5442000.0000.52119.						
Paid Family Leave Act	281.84	263.03	0.00	399.39	902.00	902.00
1010.54.500.5442000.0000.53100.						
Office & Operating Supplies	2,515.54	206.18	10,000.00	137.68	25,000.00	25,000.00
1010.54.500.5442000.0000.53500.						
Minor Equipment & Small Tools	773.67	151.39	2,000.00	0.00	0.00	0.00
1010.54.500.5442000.0000.53503.						
Computer Software	2,290.00	18,718.22	0.00	4,701.64	0.00	0.00
1010.54.500.5442000.0000.53508.						
Computer Replacement	1,965.75	0.00	0.00	4,379.70	0.00	0.00
1010.54.500.5442000.0000.54100.						
Professional Services	7,406.60	7,330.06	50,000.00	12,102.74	1,000.00	1,000.00
1010.54.500.5442000.0000.54200.						
Communications	486.93	1,019.88	0.00	54.61	0.00	0.00
1010.54.500.5442000.0000.54300.						
Travel	1,180.00	1,421.60	0.00	48.75	3,600.00	3,600.00
1010.54.500.5442000.0000.54315.						
Meals	0.00	0.00	0.00	0.00	3,000.00	3,000.00
1010.54.500.5442000.0000.54900.						
Miscellaneous	5,854.50	3,400.00	4,000.00	6,666.62	0.00	0.00
1010.54.500.5442000.0000.93181.						
Interfund Supplies	0.00	0.00	0.00	63.46	0.00	0.00
1010.54.500.5442000.0000.94190.						
Interfund Professional Servics	37.50	0.00	2,000.00	195.00	0.00	0.00

	2021 Actuals	2022 Actuals	2023-2024 Budget	2023 Actuals	2025-2026 Requested	2025-2026 Final Budget
1010.54.500.5442000.0000.94592. E R & R Veh & Equip Assessment RD544400 - RD Operations Planning	19,860.00	0.00	40,000.00	17,546.08	40,000.00	40,000.00
1010.54.500.5444000.0000.51000. SALARIES & WAGES	0.00	17,112.68	0.00	0.00	0.00	0.00
1010.54.500.5444000.0000.51754. Trans Planning Coordinator	0.00	0.00	0.00	80,805.60	184,125.00	184,125.00
1010.54.500.5444000.0000.52000. Benefits	0.00	621.15	0.00	0.00	0.00	0.00
1010.54.500.5444000.0000.52102. Social Security (FICA)	0.00	1,063.79	0.00	6,174.86	14,086.00	14,086.00
1010.54.500.5444000.0000.52103. Medical Insurance	0.00	3,250.84	0.00	17,372.20	40,250.00	40,250.00
1010.54.500.5444000.0000.52104. Retirement	0.00	1,444.97	0.00	8,011.89	17,547.00	17,547.00
1010.54.500.5444000.0000.52119. Paid Family Leave Act	0.00	24.94	0.00	175.65	387.00	387.00
1010.54.500.5444000.0000.54100. Professional Services	145.74	610.50	20,000.00	112.92	20,000.00	20,000.00
1010.54.500.5444000.0000.94592. E R & R Veh & Equip Assessment RD544410 - RD Consultant Services	0.00	0.00	0.00	0.00	18,400.00	18,400.00
1010.54.500.5444100.0000.51000. SALARIES & WAGES	0.00	0.00	0.00	189.00	0.00	0.00
1010.54.500.5444100.0000.52000. Benefits	0.00	0.00	0.00	5.93	0.00	0.00
1010.54.500.5444100.0000.52102. Social Security (FICA)	0.00	0.00	0.00	0.00	0.00	0.00
1010.54.500.5444100.0000.52103. Medical Insurance	0.00	0.00	0.00	39.95	0.00	0.00
1010.54.500.5444100.0000.52104. Retirement	0.00	0.00	0.00	0.00	0.00	0.00
1010.54.500.5444100.0000.52119. Paid Family Leave Act	0.00	0.00	0.00	0.00	0.00	0.00
1010.54.500.5444100.0000.53100. Office & Operating Supplies	0.00	0.00	4,000.00	0.00	0.00	0.00
1010.54.500.5444100.0000.53500. Minor Equipment & Small Tools	0.00	0.00	12,000.00	0.00	0.00	0.00
1010.54.500.5444100.0000.54100. Professional Services	0.00	294.40	60,000.00	124,755.00	0.00	0.00
1010.54.500.5444100.0000.54900. Miscellaneous	0.00	0.00	4,000.00	0.00	0.00	0.00

	2021 Actuals	2022 Actuals	2023-2024 Budget	2023 Actuals	2025-2026 Requested	2025-2026 Final Budget
1010.54.500.5444100.0000.94592.						
E R & R Veh & Equip Assessment	0.00	0.00	2,000.00	0.00	0.00	0.00
RD544411 - RD Culvert Inspections						
1010.54.500.5444110.0000.51000.						
SALARIES & WAGES	0.00	0.00	0.00	0.00	0.00	0.00
1010.54.500.5444110.0000.52000.						
Benefits	0.00	0.00	0.00	0.00	0.00	0.00
1010.54.500.5444110.0000.52102.						
Social Security (FICA)	0.00	0.00	0.00	0.00	0.00	0.00
1010.54.500.5444110.0000.52103.						
Medical Insurance	0.00	0.00	0.00	0.00	0.00	0.00
1010.54.500.5444110.0000.52119.						
Paid Family Leave Act	0.00	0.00	0.00	0.00	0.00	0.00
1010.54.500.5444110.0000.94592.						
E R & R Veh & Equip Assessment	0.00	0.00	0.00	0.00	0.00	0.00
RD544412 - RD Pavement mgmt Sys/Road Insp						
1010.54.500.5444120.0000.51000.						
SALARIES & WAGES	0.00	0.00	0.00	1,724.41	0.00	0.00
1010.54.500.5444120.0000.52000.						
Benefits	0.00	0.00	0.00	35.93	0.00	0.00
1010.54.500.5444120.0000.52102.						
Social Security (FICA)	0.00	0.00	0.00	119.21	0.00	0.00
1010.54.500.5444120.0000.52103.						
Medical Insurance	0.00	0.00	0.00	345.07	0.00	0.00
1010.54.500.5444120.0000.52104.						
Retirement	0.00	0.00	0.00	148.84	0.00	0.00
1010.54.500.5444120.0000.52119.						
Paid Family Leave Act	0.00	0.00	0.00	3.41	0.00	0.00
1010.54.500.5444120.0000.53100.						
Office & Operating Supplies	0.00	0.00	0.00	5,215.60	0.00	0.00
1010.54.500.5444120.0000.53500.						
Minor Equipment & Small Tools	0.00	0.00	0.00	3,786.54	0.00	0.00
1010.54.500.5444120.0000.54100.						
Professional Services	0.00	0.00	0.00	3,060.99	0.00	0.00
1010.54.500.5444120.0000.94592.						
E R & R Veh & Equip Assessment	0.00	0.00	6,000.00	0.00	0.00	0.00
RD544413 - RD Bridge Inspections						
1010.54.500.5444130.0000.51000.						
SALARIES & WAGES	3,203.70	2,045.98	0.00	842.90	0.00	0.00
1010.54.500.5444130.0000.52000.						
Benefits	292.77	49.87	0.00	25.67	0.00	0.00
1010.54.500.5444130.0000.52102.						

	2021 Actuals	2022 Actuals	2023-2024 Budget	2023 Actuals	2025-2026 Requested	2025-2026 Final Budget
1010.58.500.5893000.0000.50097.						
Sales Tax remit to State WA	783.42	0.00	3,400.00	0.00	3,400.00	3,400.00
RD591950 - RD Long Term Debt - Road Fund						
1010.91.500.5919500.0000.57800.						
Debt Service Principal	197,748.17	197,748.16	395,500.00	197,748.17	0.00	0.00
RD592950 - RD Int & oth Debt svc cst Road						
1010.92.500.5929500.0000.58300.						
Debt Service Interest	3,954.96	2,966.22	6,922.00	1,977.48	0.00	0.00
RD594420 - RD Capital Outlay Transportati						
1010.94.500.5944200.0000.56200.						
Buildings	0.00	0.00	0.00	0.00	0.00	0.00
1010.94.500.5944200.0000.56400.						
Equipment	32,516.90	304,322.45	715,000.00	425,952.30	175,000.00	175,000.00
1010.94.500.5944200.0000.56430.						
Capital Software	0.00	0.00	0.00	0.00	0.00	0.00
RD595110 - RD Preliminary Engineering						
1010.95.500.5951100.0000.51000.						
SALARIES & WAGES	54,654.64	47,436.57	0.00	42,802.95	368,251.00	368,251.00
1010.95.500.5951100.0000.52000.						
Benefits	1,565.94	1,283.41	0.00	1,171.88	0.00	0.00
1010.95.500.5951100.0000.52102.						
Social Security (FICA)	3,528.21	3,072.47	0.00	2,750.83	28,171.00	28,171.00
1010.95.500.5951100.0000.52103.						
Medical Insurance	10,796.31	9,094.29	0.00	8,574.07	80,500.00	80,500.00
1010.95.500.5951100.0000.52104.						
Retirement	5,805.98	4,138.15	0.00	3,557.85	35,094.00	35,094.00
1010.95.500.5951100.0000.52119.						
Paid Family Leave Act	68.12	65.67	0.00	78.05	773.00	773.00
1010.95.500.5951100.0000.54100.						
Professional Services	2,639.67	572.70	780,080.00	16,637.02	0.00	0.00
1010.95.500.5951100.0000.54900.						
Miscellaneous	0.00	0.00	0.00	0.00	0.00	0.00
1010.95.500.5951100.0000.94190.						
Interfund Professional Services	0.00	0.00	0.00	0.00	0.00	0.00
1010.95.500.5951100.0000.94592.						
E R & R Veh & Equip Assessment	420.00	0.00	0.00	0.00	0.00	0.00
RD595120 - RD Construction Engineering						
1010.95.500.5951200.0000.51000.						
SALARIES & WAGES	46,488.47	35,328.12	0.00	559.96	552,376.00	552,376.00
1010.95.500.5951200.0000.52000.						
Benefits	1,371.01	1,035.51	0.00	11.27	0.00	0.00
1010.95.500.5951200.0000.52102.						

	2021 Actuals	2022 Actuals	2023-2024 Budget	2023 Actuals	2025-2026 Requested	2025-2026 Final Budget
Social Security (FICA)	2,956.26	2,243.79	0.00	38.00	42,257.00	42,257.00
1010.95.500.5951200.0000.52103.						
Medical Insurance	9,867.74	6,726.56	0.00	110.74	120,749.00	120,749.00
1010.95.500.5951200.0000.52104.						
Retirement	4,102.73	3,022.37	0.00	51.28	52,641.00	52,641.00
1010.95.500.5951200.0000.52119.						
Paid Family Leave Act	57.10	48.39	0.00	1.09	1,160.00	1,160.00
1010.95.500.5951200.0000.54100.						
Professional Services	7,897.50	32.63	1,562,541.00	30.80	110,000.00	110,000.00
1010.95.500.5951200.0000.54900.						
Miscellaneous	0.00	0.00	0.00	0.00	0.00	0.00
1010.95.500.5951200.0000.94190.						
Interfund Professional Servics	0.00	0.00	0.00	0.00	0.00	0.00
1010.95.500.5951200.0000.94592.						
E R & R Veh & Equip Assessment	20,436.00	0.00	0.00	0.00	0.00	0.00
RD595210 - ROW Preliminary Activities						
1010.95.500.5952100.0000.54100.						
Professional Services	26,591.52	118.63	0.00	0.00	0.00	0.00
RD595220 - RD Property Appraisal						
1010.95.500.5952200.0000.54100.						
Professional Services	4,000.00	0.00	0.00	0.00	0.00	0.00
RD595230 - RD Property Acquisition						
1010.95.500.5952300.0000.54900.						
Miscellaneous	0.00	0.00	0.00	0.00	0.00	0.00
1010.95.500.5952300.0000.56100.						
Land	0.00	0.00	0.00	0.00	0.00	0.00
RD595310 - RD Roadway Grading						
1010.95.500.5953100.0000.51000.						
SALARIES & WAGES	1,754.93	0.00	0.00	0.00	0.00	0.00
1010.95.500.5953100.0000.52000.						
Benefits	52.42	0.00	0.00	0.00	0.00	0.00
1010.95.500.5953100.0000.52102.						
Social Security (FICA)	106.03	0.00	0.00	0.00	0.00	0.00
1010.95.500.5953100.0000.52103.						
Medical Insurance	381.70	0.00	0.00	0.00	0.00	0.00
1010.95.500.5953100.0000.52104.						
Retirement	150.33	0.00	0.00	0.00	0.00	0.00
1010.95.500.5953100.0000.52119.						
Paid Family Leave Act	2.14	0.00	0.00	0.00	0.00	0.00
1010.95.500.5953100.0000.53100.						
Office & Operating Supplies	60.45	0.00	0.00	0.00	0.00	0.00
1010.95.500.5953100.0000.54100.						

	2021 Actuals	2022 Actuals	2023-2024 Budget	2023 Actuals	2025-2026 Requested	2025-2026 Final Budget
Professional Services	280,760.00	0.00	1,570,848.00	0.00	1,746,277.00	1,746,277.00
1010.95.500.5953100.0000.54500.						
Rentals	0.00	0.00	0.00	0.00	0.00	0.00
1010.95.500.5953100.0000.94592.						
E R & R Veh & Equip Assessment	0.00	0.00	0.00	0.00	0.00	0.00
RD595320 - RD Roadway Base						
1010.95.500.5953200.0000.51000.						
SALARIES & WAGES	844.18	0.00	0.00	2,635.31	0.00	0.00
1010.95.500.5953200.0000.52000.						
Benefits	25.22	0.00	0.00	79.32	0.00	0.00
1010.95.500.5953200.0000.52102.						
Social Security (FICA)	50.35	0.00	0.00	158.52	0.00	0.00
1010.95.500.5953200.0000.52103.						
Medical Insurance	183.61	0.00	0.00	541.12	0.00	0.00
1010.95.500.5953200.0000.52104.						
Retirement	72.31	0.00	0.00	207.20	0.00	0.00
1010.95.500.5953200.0000.52119.						
Paid Family Leave Act	1.04	0.00	0.00	4.07	0.00	0.00
1010.95.500.5953200.0000.54100.						
Professional Services	118,165.21	0.00	1,309,040.00	27.38	1,330,600.00	1,330,600.00
1010.95.500.5953200.0000.54900.						
Miscellaneous	0.00	0.00	0.00	0.00	0.00	0.00
1010.95.500.5953200.0000.93181.						
Interfund Supplies	2,368.46	0.00	0.00	0.00	0.00	0.00
1010.95.500.5953200.0000.94592.						
E R & R Veh & Equip Assessment	0.00	0.00	0.00	8,773.84	0.00	0.00
RD595330 - RD Roadway Surfacing						
1010.95.500.5953300.0000.51000.						
SALARIES & WAGES	2,884.36	0.00	0.00	2,360.89	0.00	0.00
1010.95.500.5953300.0000.52000.						
Benefits	86.16	0.00	0.00	50.71	0.00	0.00
1010.95.500.5953300.0000.52102.						
Social Security (FICA)	171.72	0.00	0.00	154.58	0.00	0.00
1010.95.500.5953300.0000.52103.						
Medical Insurance	627.35	0.00	0.00	473.29	0.00	0.00
1010.95.500.5953300.0000.52104.						
Retirement	247.09	0.00	0.00	202.52	0.00	0.00
1010.95.500.5953300.0000.52119.						
Paid Family Leave Act	3.54	0.00	0.00	4.62	0.00	0.00
1010.95.500.5953300.0000.53100.						
Office & Operating Supplies	16,040.85	0.00	0.00	20,330.67	0.00	0.00
1010.95.500.5953300.0000.54100.						

	2021 Actuals	2022 Actuals	2023-2024 Budget	2023 Actuals	2025-2026 Requested	2025-2026 Final Budget	
1010.95.500.5955100.0000.52104.							
Retirement	0.00	0.00	0.00	0.00	0.00	0.00	
1010.95.500.5955100.0000.52119.							
Paid Family Leave Act	0.00	0.00	0.00	0.00	0.00	0.00	
1010.95.500.5955100.0000.54100.							
Professional Services	70,000.00	0.00	900,000.00	0.00	1,384,000.00	1,384,000.00	
RD595620 - RD Special Purpose Paths							
1010.95.500.5956200.0000.54100.							
Professional Services	0.00	0.00	34,000.00	0.00	1,015,000.00	1,015,000.00	
RD595640 - RD Traffic Control Devices							
1010.95.500.5956400.0000.51000.							
SALARIES & WAGES	0.00	0.00	0.00	115.10	0.00	0.00	
1010.95.500.5956400.0000.52000.							
Benefits	0.00	0.00	0.00	2.40	0.00	0.00	
1010.95.500.5956400.0000.52102.							
Social Security (FICA)	0.00	0.00	0.00	7.56	0.00	0.00	
1010.95.500.5956400.0000.52103.							
Medical Insurance	0.00	0.00	0.00	23.03	0.00	0.00	
1010.95.500.5956400.0000.52104.							
Retirement	0.00	0.00	0.00	9.94	0.00	0.00	
1010.95.500.5956400.0000.52119.							
Paid Family Leave Act	0.00	0.00	0.00	0.22	0.00	0.00	
1010.95.500.5956400.0000.54100.							
Professional Services	145,933.40	17,262.72	1,302,356.00	0.00	1,940,590.00	1,940,590.00	
RD595710 - RD Vegetation							
1010.95.500.5957100.0000.54100.							
Professional Services	43,280.00	0.00	65,452.00	0.00	66,530.00	66,530.00	
RD597100 - RD Operating Transfer Out							
1010.97.500.5971000.0000.50501.							
T/O to Equip Rntl & Revol fund	0.00	0.00	0.00	0.00	0.00	0.00	
1020 - CO Road Imp Matching Prgm							5,794,441.00
000 - No Department							
RM597100 - RM Operating Transfer Out							
1020.97.000.5971000.0000.50017.							
T/O to Capital Project Fund	0.00	0.00	0.00	0.00	0.00	2,000,000.00	
1020.97.000.5971000.0000.50044.							
T/O to Road	0.00	0.00	5,131,169.00	476,978.22	5,794,441.00	3,794,441.00	
1030 - Flood Control							5,891.00
000 - No Department							
FL597100 - FL Operating Transfer Out							
1030.97.000.5971000.0000.50044.							
T/O to Road	0.00	0.00	6,000.00	0.00	5,891.00	5,891.00	

	2021 Actuals	2022 Actuals	2023-2024 Budget	2023 Actuals	2025-2026 Requested	2025-2026 Final Budget	
1040 - Veterans Assistance Fund							2,369,256.00
000 - No Department							
VA565201 - VA Administration							
1040.56.000.5652010.0000.51193.							
Veterans Service Officer	0.00	14,107.84	110,352.00	55,575.00	115,008.00	115,008.00	
1040.56.000.5652010.0000.51908.							
Veterans Service Officer	0.00	0.00	0.00	0.00	0.00	115,452.00	
1040.56.000.5652010.0000.52102.							
Social Security (FICA)	0.00	1,075.10	8,442.00	4,238.69	8,798.00	17,630.00	
1040.56.000.5652010.0000.52103.							
Medical Insurance	0.00	4,288.40	34,072.00	17,372.20	35,295.00	70,590.00	
1040.56.000.5652010.0000.52104.							
Retirement	0.00	1,465.81	11,311.00	5,521.09	10,960.00	21,963.00	
1040.56.000.5652010.0000.52119.							
Paid Family Leave Act	0.00	25.20	243.00	120.78	251.00	503.00	
1040.56.000.5652010.0000.54906.							
Print/Bindery	0.00	342.70	25,000.00	0.00	25,000.00	25,000.00	
1040.56.000.5652010.0000.93580.							
New Comptr Hardware & Software	0.00	0.00	2,300.00	0.00	5,000.00	5,000.00	
1040.56.000.5652010.0000.94110.							
Administrative Costs	0.00	0.00	10,000.00	0.00	20,666.00	20,666.00	
1040.56.000.5652010.0000.94191.							
IT Administration Assessments	0.00	0.00	0.00	0.00	0.00	0.00	
1040.56.000.5652010.0000.94696.							
Workers Comp Assessments	0.00	0.00	0.00	0.00	644.00	644.00	
1040.56.000.5652010.0000.94697.							
Insurance Mgmt Assessments	0.00	0.00	0.00	0.00	6,677.00	6,677.00	
1040.56.000.5652010.0000.94699.							
Accumulated Leave Assessments	0.00	0.00	0.00	0.00	2,013.00	4,033.00	
VA565202 - VA Direct Services							
1040.56.000.5652020.0000.53140.							
Supplies-Food	31,531.42	62,034.43	537,500.00	66,743.30	465,944.00	534,624.00	
1040.56.000.5652020.0000.53156.							
Employment Assistance Supply	0.00	0.00	20,000.00	0.00	30,000.00	30,000.00	
1040.56.000.5652020.0000.53201.							
Vehicle Fuel	0.00	6,678.61	31,320.00	10,354.82	100,000.00	31,320.00	
1040.56.000.5652020.0000.54201.							
Postage	0.00	0.00	6,000.00	0.00	6,000.00	6,000.00	
1040.56.000.5652020.0000.54313.							
Tickets-Public Carrier	0.00	400.00	12,000.00	887.50	12,000.00	12,000.00	
1040.56.000.5652020.0000.54509.							
Rentals	18,169.37	12,594.90	500,000.00	33,088.03	1,000,000.00	827,146.00	

	2021 Actuals	2022 Actuals	2023-2024 Budget	2023 Actuals	2025-2026 Requested	2025-2026 Final Budget	
1040.56.000.5652020.0000.54701.							
Utilities	29,480.35	25,424.22	300,000.00	22,077.53	300,000.00	300,000.00	
1040.56.000.5652020.0000.54920.							
Burials	0.00	4,000.00	43,981.00	1,000.00	50,000.00	50,000.00	
1040.56.000.5652020.0000.54945.							
Dental Assistance	6,079.51	9,902.49	100,000.00	2,000.00	100,000.00	100,000.00	
1040.56.000.5652020.0000.54946.							
Child Care Assistance	0.00	0.00	50,000.00	0.00	25,000.00	25,000.00	
1040.56.000.5652020.0000.54947.							
Employment Assistance Service	0.00	0.00	40,000.00	330.00	50,000.00	50,000.00	
1060 - Auditors O&M							443,902.00
000 - No Department							
AO514300 - AO Records Services							
1060.51.000.5143000.0000.51139.							
Office Supervisor	0.00	0.00	0.00	0.00	0.00	0.00	
1060.51.000.5143000.0000.51159.							
Office Assistant II	0.00	0.00	0.00	0.00	0.00	0.00	
1060.51.000.5143000.0000.51165.							
Office Assistant I	0.00	0.00	0.00	0.00	0.00	0.00	
1060.51.000.5143000.0000.51205.							
Office Assistant II	0.00	0.00	0.00	0.00	0.00	0.00	
1060.51.000.5143000.0000.51313.							
Administrative Assistant	0.00	0.00	38,768.00	2,958.71	27,179.00	27,179.00	
1060.51.000.5143000.0000.51823.							
Special Programs Coordinator	24,107.92	0.00	0.00	0.00	0.00	0.00	
1060.51.000.5143000.0000.51905.							
Temporary Help	0.00	0.00	7,500.00	0.00	7,500.00	7,500.00	
1060.51.000.5143000.0000.51925.							
Overtime	0.00	0.00	1,000.00	0.00	1,000.00	1,000.00	
1060.51.000.5143000.0000.52102.							
Social Security (FICA)	1,771.15	0.00	3,616.00	226.33	2,729.00	2,729.00	
1060.51.000.5143000.0000.52103.							
Medical Insurance	6,276.14	0.00	10,222.00	866.28	0.00	0.00	
1060.51.000.5143000.0000.52104.							
Retirement	2,812.99	0.00	4,845.00	307.41	2,685.00	2,685.00	
1060.51.000.5143000.0000.52119.							
Paid Family Leave Act	35.59	0.00	104.00	6.45	78.00	78.00	
1060.51.000.5143000.0000.53101.							
Supplies	18.00	15.87	3,800.00	0.00	3,800.00	3,800.00	
1060.51.000.5143000.0000.53501.							
Minor Equipment & Small Tools	281.67	0.00	0.00	0.00	0.00	0.00	
1060.51.000.5143000.0000.53508.							

	2021 Actuals	2022 Actuals	2023-2024 Budget	2023 Actuals	2025-2026 Requested	2025-2026 Final Budget	
Computer Replacement	3,081.39	0.00	0.00	411.97	0.00	0.00	
1060.51.000.5143000.0000.54103.							
Professional Services	764.85	0.00	118,700.00	5,432.34	180,000.00	180,000.00	
1060.51.000.5143000.0000.54301.							
Travel	0.00	0.00	3,000.00	2,215.03	3,000.00	3,000.00	
1060.51.000.5143000.0000.54315.							
Meals	0.00	0.00	0.00	194.95	0.00	0.00	
1060.51.000.5143000.0000.54503.							
Rentals-Office Equipment	0.00	0.00	0.00	0.00	0.00	0.00	
1060.51.000.5143000.0000.54731.							
Micro Filming - WA State	12,937.80	11,679.84	30,000.00	7,149.30	40,000.00	40,000.00	
1060.51.000.5143000.0000.54801.							
Repair/Maintenance-Office	0.00	0.00	3,800.00	0.00	3,800.00	3,800.00	
1060.51.000.5143000.0000.54905.							
Training	0.00	0.00	800.00	0.00	800.00	800.00	
1060.51.000.5143000.0000.55124.							
Micro Filming - WA State	0.00	0.00	0.00	0.00	0.00	0.00	
1060.51.000.5143000.0000.94191.							
IT Administration Assessments	67,796.00	67,792.00	147,754.00	73,877.04	169,977.00	169,977.00	
1060.51.000.5143000.0000.94503.							
IT Supplemental Assessment	0.00	447.24	0.00	0.00	0.00	0.00	
1060.51.000.5143000.0000.94696.							
Workers Comp Assessments	536.50	536.50	113.00	56.52	1,205.00	1,205.00	
1060.51.000.5143000.0000.94697.							
Insurance Mgmt Assessments	1,750.00	1,750.00	0.00	0.00	0.00	0.00	
1060.51.000.5143000.0000.94699.							
Accumulated Leave Assessments	515.50	515.50	827.00	413.52	149.00	149.00	
AO594140 - AO Financial Recording & Elect							
1060.94.000.5941400.0000.56401.							
Capital Outlay	0.00	0.00	0.00	0.00	0.00	0.00	
1070 - Benton County Human Services							1,952,504.00
000 - No Department							
BH564460 - BH Other Outpatient Tx							
1070.56.000.5644600.0000.54103.							
Professional Services	92,112.54	328,903.85	1,952,504.00	412,113.30	1,952,504.00	1,952,504.00	
BH594640 - BH Mental Health Capital							
1070.94.000.5946400.0000.56201.							
Buildings	0.00	0.00	0.00	2,405,455.45	0.00	0.00	
1080 - Human Services							25,015,871.00
000 - No Department							
HS594640 - HS Mental Health Capital							
1080.94.000.5946400.0000.56201.							

	2021 Actuals	2022 Actuals	2023-2024 Budget	2023 Actuals	2025-2026 Requested	2025-2026 Final Budget
Buildings	0.00	0.00	0.00	2,400,000.00	0.00	0.00
551 - Welfare Services						
HS514520 - 551 Mental Health Exp Communit						
1080.56.551.5645200.0000.53101.						
Supplies	0.00	0.00	0.00	248.44	84,957.00	84,957.00
1080.56.551.5645200.0000.54103.						
Professional Services	0.00	25.00	0.00	3,250.00	0.00	0.00
1080.56.551.5645200.0000.54509.						
Rentals	0.00	131,553.44	0.00	294,411.75	734,636.00	734,636.00
1080.56.551.5645200.0000.54701.						
Utilities	0.00	1,122.41	0.00	3,966.57	28,000.00	28,000.00
HS515110 - HS County Admin-Drug Abuse						
1080.56.551.5651100.0000.53101.						
Supplies	3,067.39	4,130.87	10,000.00	7,410.78	0.00	0.00
1080.56.551.5651100.0000.53131.						
Essential Needs	1,433.60	1,101.83	20,000.00	657.20	0.00	0.00
1080.56.551.5651100.0000.54103.						
Professional Services	22.77	0.00	3,000.00	0.00	0.00	0.00
1080.56.551.5651100.0000.54155.						
DHS Contract Services	1,312.50	0.00	200,000.00	0.00	0.00	0.00
1080.56.551.5651100.0000.54161.						
Direct Services	0.00	0.00	10,000.00	0.00	0.00	0.00
1080.56.551.5651100.0000.54313.						
Tickets-Public Carrier	0.00	3,325.00	25,000.00	6,887.50	0.00	0.00
1080.56.551.5651100.0000.54509.						
Rentals	295,364.72	462,707.67	16,041,086.00	395,921.58	0.00	0.00
1080.56.551.5651100.0000.54701.						
Utilities	6,330.03	9,263.67	100,000.00	10,023.11	0.00	0.00
HS515120 - HS Consolidated Housing						
1080.56.551.5651200.0000.53101.						
Supplies	1,352.40	9,246.39	5,000.00	292.84	1,045,782.00	1,045,782.00
1080.56.551.5651200.0000.53501.						
Minor Equipment & Small Tools	0.00	0.00	0.00	217.39	0.00	0.00
1080.56.551.5651200.0000.54103.						
Professional Services	253.40	5,298.31	500.00	70,585.16	100,000.00	100,000.00
1080.56.551.5651200.0000.54155.						
DHS Contract Services	526,067.08	313,333.24	1,100,000.00	101,155.14	1,000,000.00	1,000,000.00
1080.56.551.5651200.0000.54161.						
Direct Services	0.00	0.00	5,000.00	3,020.98	0.00	0.00
1080.56.551.5651200.0000.54313.						
Tickets-Public Carrier	0.00	650.00	0.00	941.00	0.00	0.00
1080.56.551.5651200.0000.54509.						

	2021 Actuals	2022 Actuals	2023-2024 Budget	2023 Actuals	2025-2026 Requested	2025-2026 Final Budget
Rentals 1080.56.551.5651200.0000.54701.	1,075,060.80	2,582,935.02	2,156,500.00	5,345,809.83	9,612,363.00	9,612,363.00
Utilities HS515130 - HS Community Dev Block Grant 1080.56.551.5651300.0000.54155.	4,770.09	90,989.24	40,000.00	94,946.18	250,000.00	250,000.00
DHS Contract Services HS515150 - HS Emergency Solution Grant 1080.56.551.5651500.0000.53101.	216,255.96	118,667.65	433,512.00	93,217.98	262,000.00	262,000.00
Supplies 1080.56.551.5651500.0000.54155.	0.00	0.00	0.00	2,147.36	0.00	0.00
DHS Contract Services 1080.56.551.5651500.0000.54161.	2,163,280.21	2,827,132.94	1,253,104.00	260,962.87	0.00	0.00
Direct Services 1080.56.551.5651500.0000.54509.	0.00	-1.50	15,000.00	7,583.14	0.00	0.00
Rentals 1080.56.551.5651500.0000.54701.	10,918,431.67	11,040,270.30	106,000.00	3,413,585.89	0.00	0.00
Utilities HS515485 - HS COVID-19 Emrgcy Homelss Hou 1080.56.551.5654850.0000.54155.	738,062.72	586,905.21	10,000.00	67,153.85	0.00	0.00
DHS Contract Services	0.00	0.00	0.00	0.00	0.00	0.00
HS516000 - Welfare Services 1080.56.551.5651600.0000.54155.						
DHS Contract Services 1080.56.551.5651600.0000.54509.	181,685.00	216,238.00	0.00	56,252.00	0.00	0.00
Rentals	31,769.80	19,211.66	0.00	15,120.00	0.00	0.00
560 - Contract Management						
HS601650 - HS Debt Repymt - Mental Hlth S 1080.91.560.5916500.0000.54199.						
State Advance	0.00	0.00	113,589.00	0.00	210,886.00	210,886.00
HS602800 - HS Redemption of Long Term Deb 1080.58.560.5828000.0000.54199.						
State Advance	0.00	0.00	0.00	0.00	0.00	0.00
HS604120 - HS Provider Administration 1080.56.560.5641200.0000.54901.						
Association Dues 1080.56.560.5641200.0000.54908.	0.00	0.00	1,000.00	0.00	2,500.00	1,000.00
Licenses & Special Fees	106.00	0.00	500.00	0.00	500.00	500.00
HS604199 - HS Crisis Administration 1080.56.560.5641990.0000.54103.						
Professional Services 1080.56.560.5641990.0000.54503.	33,371.50	0.00	66,744.00	0.00	2,500.00	66,744.00
Rentals-Office Equipment	0.00	0.00	85,000.00	0.00	2,500.00	85,000.00

	2021 Actuals	2022 Actuals	2023-2024 Budget	2023 Actuals	2025-2026 Requested	2025-2026 Final Budget
1080.56.560.5641990.0000.54907.						
Other Misc Rentals/Fees	1,928.04	1,208.71	3,860.00	0.00	0.00	3,860.00
HS604220 - HS Residential						
1080.56.560.5642200.0000.53101.						
Supplies	195.48	0.00	4,000.00	0.00	4,000.00	4,000.00
HS604320 - HS Information Services						
1080.56.560.5643200.0000.53501.						
Minor Equipment & Small Tools	0.00	0.00	10,000.00	0.00	10,000.00	10,000.00
1080.56.560.5643200.0000.54161.						
Direct Services	0.00	0.00	148,500.00	0.00	0.00	148,500.00
HS604400 - HS Outpatient Services						
1080.56.560.5644000.0000.54155.						
DHS Contract Services	25,328.00	74,836.69	1,444,747.00	12,927.04	0.00	153,862.00
HS604460 - HS Other Outpatient Tx						
1080.56.560.5644600.0000.54155.						
DHS Contract Services	73,659.30	90,562.00	242,000.00	75,244.35	190,431.00	432,431.00
1080.56.560.5644600.0000.54161.						
Direct Services	0.00	50.00	5,000.00	1,047.00	0.00	5,000.00
HS604640 - HS 560 Mental Health Capital						
1080.94.560.5946400.0000.56410.						
Capital Outlay - Vehicles	0.00	0.00	0.00	0.00	50,000.00	50,000.00
HS605110 - HS County Admin-Drug Abuse						
1080.56.560.5651100.0000.51182.						
Housing Program Navigator	0.00	32,479.10	103,584.00	53,878.45	121,148.00	121,148.00
1080.56.560.5651100.0000.51183.						
Outreach Coordinator	0.00	22,769.18	108,768.00	59,431.02	139,368.00	139,368.00
1080.56.560.5651100.0000.51186.						
Housing Program Navigator	44,439.06	37,268.62	121,640.00	49,433.62	112,444.00	112,444.00
1080.56.560.5651100.0000.51260.						
Temp Housing Program Navigator	0.00	12,841.99	101,981.00	44,160.91	108,628.00	108,628.00
1080.56.560.5651100.0000.51267.						
Temp Housing Program Navigator	31,193.80	32,443.91	100,092.00	2,864.84	111,140.00	111,140.00
1080.56.560.5651100.0000.51270.						
Temp Housing Program Navigator	33,032.99	43,325.06	101,256.00	49,358.15	111,768.00	111,768.00
1080.56.560.5651100.0000.51576.						
Housing Program Navigator	47,592.00	50,618.00	106,604.00	49,095.23	112,124.00	112,124.00
1080.56.560.5651100.0000.51579.						
Housing Program Navigator	47,592.00	52,595.46	103,293.00	52,280.00	117,376.00	117,376.00
1080.56.560.5651100.0000.51580.						
Program Specialist	63,792.00	68,703.00	137,952.00	71,052.00	146,352.00	146,352.00
1080.56.560.5651100.0000.51756.						
Program Specialist	63,432.00	68,703.00	137,952.00	71,052.00	146,352.00	146,352.00

	2021 Actuals	2022 Actuals	2023-2024 Budget	2023 Actuals	2025-2026 Requested	2025-2026 Final Budget
1080.56.560.5651100.0000.51905. Temporary Help	0.00	0.00	10,000.00	0.00	10,000.00	10,000.00
1080.56.560.5651100.0000.51925. Overtime	0.00	0.00	600.00	0.00	600.00	600.00
1080.56.560.5651100.0000.52102. Social Security (FICA)	25,373.23	32,065.04	86,863.00	38,292.56	100,994.00	100,994.00
1080.56.560.5651100.0000.52103. Medical Insurance	100,102.20	131,364.00	340,704.00	152,016.60	352,946.00	352,946.00
1080.56.560.5651100.0000.52104. Retirement	38,152.39	43,452.23	116,385.00	49,860.47	125,780.00	125,780.00
1080.56.560.5651100.0000.52119. Paid Family Leave Act	489.90	701.31	2,498.00	1,092.58	2,876.00	2,876.00
1080.56.560.5651100.0000.53101. Supplies	4,128.11	10,023.23	4,500.00	11,025.04	29,000.00	4,500.00
1080.56.560.5651100.0000.53108. Janitorial Supplies	0.00	0.00	500.00	0.00	500.00	500.00
1080.56.560.5651100.0000.53111. Publications	0.00	0.00	500.00	0.00	500.00	500.00
1080.56.560.5651100.0000.53112. Computer Supplies	0.00	0.00	500.00	0.00	500.00	500.00
1080.56.560.5651100.0000.53135. Maintenance/Repair Supplies	0.00	0.00	500.00	0.00	500.00	500.00
1080.56.560.5651100.0000.53201. Vehicle Fuel	360.82	460.56	1,500.00	1,473.91	3,000.00	0.00
1080.56.560.5651100.0000.53501. Minor Equipment & Small Tools	1,347.61	0.00	5,500.00	0.00	5,500.00	5,500.00
1080.56.560.5651100.0000.53503. Computer Software	0.00	0.00	1,000.00	83.40	1,000.00	1,000.00
1080.56.560.5651100.0000.53508. Computer Replacement	3,083.91	16,496.67	25,000.00	0.00	25,000.00	25,000.00
1080.56.560.5651100.0000.54102. Contract Services	0.00	0.00	3,000.00	29.74	3,000.00	3,000.00
1080.56.560.5651100.0000.54103. Professional Services	2,297.03	7,618.12	77,100.00	3,482.07	10,000.00	77,100.00
1080.56.560.5651100.0000.54107. Messenger Service UPS	0.00	0.00	1,000.00	0.00	1,000.00	1,000.00
1080.56.560.5651100.0000.54125. Janitorial Services	0.00	0.00	1,000.00	0.00	1,000.00	1,000.00
1080.56.560.5651100.0000.54180. Legal Services	0.00	0.00	1,000.00	0.00	5,000.00	1,000.00
1080.56.560.5651100.0000.54201. Postage	0.00	0.00	1,500.00	0.00	500.00	1,500.00

	2021 Actuals	2022 Actuals	2023-2024 Budget	2023 Actuals	2025-2026 Requested	2025-2026 Final Budget
1080.56.560.5651100.0000.54202. Telephone	2,755.24	2,700.06	6,000.00	3,580.48	6,000.00	6,000.00
1080.56.560.5651100.0000.54301. Travel	1,089.16	0.00	6,000.00	0.00	10,000.00	6,000.00
1080.56.560.5651100.0000.54305. Advisory Board	0.00	0.00	500.00	0.00	0.00	500.00
1080.56.560.5651100.0000.54313. Tickets-Public Carrier	0.00	0.00	500.00	0.00	0.00	500.00
1080.56.560.5651100.0000.54315. Meals	0.00	0.00	0.00	0.00	0.00	0.00
1080.56.560.5651100.0000.54503. Rentals-Office Equipment	7,299.22	1,344.42	15,000.00	845.74	15,000.00	10,308.00
1080.56.560.5651100.0000.54504. Rentals-Small Equipment	0.00	0.00	600.00	0.00	600.00	600.00
1080.56.560.5651100.0000.54701. Utilities	0.00	660.65	6,000.00	0.00	6,000.00	6,000.00
1080.56.560.5651100.0000.54801. Repair/Maintenance-Office	0.00	0.00	1,000.00	0.00	1,000.00	1,000.00
1080.56.560.5651100.0000.54803. Repair/Maintenance-Computer	0.00	0.00	500.00	0.00	500.00	500.00
1080.56.560.5651100.0000.54901. Association Dues	2,972.00	4,430.00	7,000.00	0.00	0.00	7,000.00
1080.56.560.5651100.0000.54905. Training	155.00	0.00	6,000.00	0.00	6,000.00	6,000.00
1080.56.560.5651100.0000.54906. Print/Bindery	0.00	0.00	500.00	0.00	500.00	500.00
1080.56.560.5651100.0000.54907. Other Misc Rentals/Fees	1,139.06	4,129.42	2,280.00	4,858.77	10,000.00	2,280.00
1080.56.560.5651100.0000.54908. Licenses & Special Fees	0.00	0.00	500.00	325.88	1,000.00	500.00
1080.56.560.5651100.0000.54961. Board Training	0.00	0.00	500.00	0.00	0.00	500.00
1080.56.560.5651100.0000.93201. Fuel Assessment	0.00	0.00	0.00	0.00	0.00	674.00
1080.56.560.5651100.0000.93581. IT Computer Repl Assessment	6,596.00	6,597.00	38,432.00	19,215.96	13,702.00	13,702.00
1080.56.560.5651100.0000.94180. Legal Services - PA	30.00	0.00	1,700.00	0.00	3,400.00	1,700.00
1080.56.560.5651100.0000.94191. IT Administration Assessments	20,236.00	20,235.00	191,712.00	95,856.00	188,643.00	188,643.00
1080.56.560.5651100.0000.94503. IT Supplemental Assessment	0.00	2,149.71	0.00	0.00	0.00	0.00

	2021 Actuals	2022 Actuals	2023-2024 Budget	2023 Actuals	2025-2026 Requested	2025-2026 Final Budget
1080.56.560.5651100.0000.94594. Building / Office Rent	86,444.04	78,661.37	183,246.00	99,555.04	200,000.00	183,246.00
1080.56.560.5651100.0000.94696. Workers Comp Assessments	1,421.00	1,421.00	5,512.00	2,756.04	5,761.00	5,761.00
1080.56.560.5651100.0000.94697. Insurance Mgmt Assessments	4,679.00	4,679.00	28,050.00	14,025.00	66,998.00	66,998.00
1080.56.560.5651100.0000.94699. Accumulated Leave Assessments	4,970.50	4,970.50	19,840.00	9,920.04	17,301.00	17,302.00
1080.56.560.5651100.0000.94894. E R & R Vehicle Maintenance	1,000.00	1,000.00	1,200.00	600.00	1,800.00	1,800.00
HS606110 - HS Substance Admin						
1080.56.560.5661100.0000.51314. Human Services Administrator	114,708.00	118,152.00	236,304.00	121,692.00	250,680.00	250,680.00
1080.56.560.5661100.0000.51762. Office Assistant II	3,655.00	45,056.38	106,261.00	53,554.32	122,831.00	122,831.00
1080.56.560.5661100.0000.51905. Temporary Help	0.00	0.00	10,000.00	0.00	10,000.00	10,000.00
1080.56.560.5661100.0000.52102. Social Security (FICA)	8,999.58	12,361.52	26,971.00	13,284.49	29,339.00	29,339.00
1080.56.560.5661100.0000.52103. Medical Insurance	18,406.80	30,496.40	60,941.00	31,144.40	63,389.00	63,389.00
1080.56.560.5661100.0000.52104. Retirement	13,692.24	16,804.75	36,138.00	17,409.38	36,549.00	36,549.00
1080.56.560.5661100.0000.52119. Paid Family Leave Act	175.45	269.67	778.00	380.94	836.00	836.00
1080.56.560.5661100.0000.53101. Supplies	3,375.92	2,424.50	7,500.00	0.00	15,000.00	7,500.00
1080.56.560.5661100.0000.53108. Janitorial Supplies	0.00	0.00	500.00	0.00	1,000.00	500.00
1080.56.560.5661100.0000.53111. Publications	0.00	0.00	500.00	0.00	1,000.00	500.00
1080.56.560.5661100.0000.53112. Computer Supplies	0.00	0.00	500.00	0.00	1,000.00	500.00
1080.56.560.5661100.0000.53135. Maintenance/Repair Supplies	0.00	0.00	500.00	0.00	1,000.00	500.00
1080.56.560.5661100.0000.53201. Vehicle Fuel	0.00	0.00	1,500.00	0.00	1,500.00	0.00
1080.56.560.5661100.0000.53501. Minor Equipment & Small Tools	0.00	0.00	2,000.00	0.00	4,000.00	2,000.00
1080.56.560.5661100.0000.53503. Computer Software	0.00	0.00	1,000.00	0.00	1,000.00	1,000.00
1080.56.560.5661100.0000.54102.						

	2021 Actuals	2022 Actuals	2023-2024 Budget	2023 Actuals	2025-2026 Requested	2025-2026 Final Budget
Legal Services - PA 1080.56.560.5661100.0000.94696.	95.00	0.00	3,400.00	0.00	3,400.00	3,400.00
Workers Comp Assessments 1080.56.560.5661100.0000.94697.	568.50	568.50	1,102.00	551.04	1,152.00	1,152.00
Insurance Mgmt Assessments 1080.56.560.5661100.0000.94699.	1,871.50	1,871.50	11,220.00	5,610.00	13,400.00	13,400.00
Accumulated Leave Assessments HS606196 - HS Substance Abuse Administrat 1080.56.560.5661960.0000.54103.	2,870.00	2,870.00	6,168.00	3,084.00	6,711.00	6,711.00
Professional Services HS606210 - HS Prevention Community Based 1080.56.560.5662100.0000.54155.	15,750.00	4,450.00	60,000.00	57,120.29	120,000.00	60,000.00
DHS Contract Services HS606220 - HS CSAP Strategies and Activit 1080.56.560.5662200.0000.54155.	0.00	0.00	40,000.00	76,108.78	40,000.00	40,000.00
DHS Contract Services 1080.56.560.5662200.0000.54161.	278,142.59	180,655.96	556,500.00	31,621.97	556,500.00	556,500.00
Direct Services HS606230 - HS CPTS Prevention 1080.56.560.5662300.0000.54155.	0.00	0.00	6,000.00	0.00	6,000.00	6,000.00
DHS Contract Services 1080.56.560.5662300.0000.54161.	0.00	13,714.35	10,000.00	63,675.45	10,000.00	10,000.00
Direct Services HS606310 - HS Comm Outreach/Referral 1080.56.560.5663100.0000.54155.	0.00	0.00	80,000.00	0.00	80,000.00	80,000.00
DHS Contract Services HS608110 - HS County Administration 1080.56.560.5681100.0000.51315.	0.00	0.00	11,000.00	0.00	11,000.00	11,000.00
Budget and Finance Analyst 1080.56.560.5681100.0000.51746.	89,748.00	83,963.57	184,896.00	74,722.00	167,562.00	167,562.00
Transition Specialist 1080.56.560.5681100.0000.51755.	0.00	0.00	0.00	0.00	112,752.00	112,752.00
Program Specialist 1080.56.560.5681100.0000.51905.	65,815.97	55,462.37	111,640.00	55,536.66	118,734.00	118,734.00
Temporary Help 1080.56.560.5681100.0000.52102.	0.00	0.00	5,000.00	0.00	5,000.00	5,000.00
Social Security (FICA) 1080.56.560.5681100.0000.52103.	11,900.70	10,664.68	23,068.00	9,963.64	30,909.00	30,909.00
Medical Insurance 1080.56.560.5681100.0000.52104.	34,532.40	35,534.80	68,141.00	36,186.40	105,884.00	105,884.00
Retirement 1080.56.560.5681100.0000.52119.	18,045.86	14,313.27	30,395.00	12,920.02	38,495.00	38,495.00

	2021 Actuals	2022 Actuals	2023-2024 Budget	2023 Actuals	2025-2026 Requested	2025-2026 Final Budget
Paid Family Leave Act 1080.56.560.5681100.0000.53101.	230.04	230.04	663.00	283.12	881.00	881.00
Supplies 1080.56.560.5681100.0000.53108.	53.90	4,362.05	4,500.00	0.00	100,000.00	4,500.00
Janitorial Supplies 1080.56.560.5681100.0000.53111.	0.00	0.00	500.00	0.00	1,000.00	500.00
Publications 1080.56.560.5681100.0000.53112.	0.00	0.00	500.00	0.00	5,000.00	500.00
Computer Supplies 1080.56.560.5681100.0000.53135.	0.00	0.00	7,500.00	0.00	7,500.00	7,500.00
Maintenance/Repair Supplies 1080.56.560.5681100.0000.53201.	0.00	0.00	500.00	0.00	10,000.00	500.00
Vehicle Fuel 1080.56.560.5681100.0000.53501.	0.00	0.00	1,500.00	0.00	3,000.00	0.00
Minor Equipment & Small Tools 1080.56.560.5681100.0000.53503.	0.00	0.00	400.00	0.00	800.00	400.00
Computer Software 1080.56.560.5681100.0000.53508.	0.00	0.00	4,000.00	0.00	8,000.00	4,000.00
Computer Replacement 1080.56.560.5681100.0000.54102.	0.00	0.00	1,000.00	0.00	10,000.00	1,000.00
Contract Services 1080.56.560.5681100.0000.54103.	17,888.99	6,554.96	36,000.00	22,364.57	250,000.00	36,000.00
Professional Services 1080.56.560.5681100.0000.54107.	-263.78	85.02	5,000.00	0.00	50,000.00	5,000.00
Messenger Service UPS 1080.56.560.5681100.0000.54125.	0.00	0.00	500.00	0.00	3,000.00	500.00
Janitorial Services 1080.56.560.5681100.0000.54180.	0.00	0.00	1,000.00	0.00	10,000.00	1,000.00
Legal Services 1080.56.560.5681100.0000.54201.	0.00	0.00	4,000.00	0.00	30,000.00	4,000.00
Postage 1080.56.560.5681100.0000.54202.	0.00	0.00	1,500.00	0.00	10,000.00	1,500.00
Telephone 1080.56.560.5681100.0000.54301.	989.46	877.79	2,000.00	781.31	6,000.00	2,000.00
Travel 1080.56.560.5681100.0000.54305.	0.00	1,887.69	4,000.00	1,400.67	10,000.00	4,000.00
Advisory Board 1080.56.560.5681100.0000.54313.	0.00	0.00	500.00	0.00	2,000.00	500.00
Tickets-Public Carrier 1080.56.560.5681100.0000.54315.	0.00	0.00	500.00	0.00	1,000.00	500.00
Meals 1080.56.560.5681100.0000.54503.	0.00	4,474.45	0.00	6,188.10	10,000.00	0.00

	2021 Actuals	2022 Actuals	2023-2024 Budget	2023 Actuals	2025-2026 Requested	2025-2026 Final Budget
Rentals-Office Equipment 1080.56.560.5681100.0000.54504.	1,670.57	0.00	6,000.00	0.00	25,000.00	6,000.00
Rentals-Small Equipment 1080.56.560.5681100.0000.54801.	0.00	0.00	1,000.00	0.00	25,000.00	1,000.00
Repair/Maintenance-Office 1080.56.560.5681100.0000.54803.	0.00	0.00	1,000.00	0.00	25,000.00	1,000.00
Repair/Maintenance-Computer 1080.56.560.5681100.0000.54901.	0.00	0.00	500.00	0.00	25,000.00	500.00
Association Dues 1080.56.560.5681100.0000.54905.	0.00	1,458.00	4,000.00	0.00	20,000.00	4,000.00
Training 1080.56.560.5681100.0000.54906.	11,345.03	87,534.33	41,000.00	0.00	82,000.00	41,000.00
Print/Bindery 1080.56.560.5681100.0000.54907.	0.00	0.00	500.00	0.00	5,000.00	500.00
Other Misc Rentals/Fees 1080.56.560.5681100.0000.54908.	1,137.80	4,129.40	0.00	3,654.92	20,000.00	0.00
Licenses & Special Fees 1080.56.560.5681100.0000.54961.	0.00	0.00	500.00	179.00	5,000.00	500.00
Board Training 1080.56.560.5681100.0000.93201.	0.00	0.00	500.00	0.00	5,000.00	500.00
Fuel Assessment 1080.56.560.5681100.0000.94180.	0.00	0.00	0.00	0.00	0.00	674.00
Legal Services - PA 1080.56.560.5681100.0000.94696.	0.00	0.00	1,700.00	0.00	10,000.00	1,700.00
Workers Comp Assessments 1080.56.560.5681100.0000.94697.	568.50	568.50	1,102.00	551.04	1,152.00	1,152.00
Insurance Mgmt Assessments 1080.56.560.5681100.0000.94699.	1,871.50	1,871.50	11,220.00	5,610.00	13,400.00	13,400.00
Accumulated Leave Assessments	2,723.50	2,723.50	5,277.00	2,638.56	5,097.00	5,097.00
564 - Mental Health Contracts						
HS644460 - HS Other Outpatient Tx 1080.56.564.5644600.0000.54155.						
DHS Contract Services	0.00	0.00	0.00	0.00	0.00	0.00
568 - Develop Disabilities Contracts						
HS681650 - HS Debt Repymt - Mental Hlth S 1080.91.568.5916500.0000.54199.						
State Advance	0.00	0.00	131,739.00	0.00	131,739.00	131,739.00
HS682800 - HS Redemption of Long Term Deb 1080.58.568.5828000.0000.54199.						
State Advance	0.00	0.00	0.00	0.00	0.00	0.00
HS685100 - HS Chng eqty due to xfer of op 1080.58.568.5851000.0000.50081.						

	2021 Actuals	2022 Actuals	2023-2024 Budget	2023 Actuals	2025-2026 Requested	2025-2026 Final Budget
Other Adjustments	0.00	0.00	0.00	0.00	0.00	0.00
HS688310 - HS Staff Training						
1080.56.568.5683100.0000.54155.						
DHS Contract Services	200.00	180.00	30,000.00	14,181.09	202,000.00	202,000.00
1080.56.568.5683100.0000.54161.						
Direct Services	0.00	0.00	2,500.00	0.00	0.00	0.00
HS688320 - HS Board Training						
1080.56.568.5683200.0000.54161.						
Direct Services	0.00	0.00	1,000.00	0.00	1,000.00	1,000.00
HS688400 - HS Community Info Activities						
1080.56.568.5684000.0000.53101.						
Supplies	0.00	0.00	2,500.00	56.94	250,000.00	250,000.00
1080.56.568.5684000.0000.54155.						
DHS Contract Services	45,820.99	736,984.53	92,000.00	934,051.69	1,096,343.00	1,096,343.00
1080.56.568.5684000.0000.54161.						
Direct Services	0.00	0.00	2,000.00	1,732.36	2,000.00	2,000.00
HS688610 - HS Child Development Services						
1080.56.568.5686100.0000.54155.						
DHS Contract Services	86,960.69	0.00	214,200.00	86,600.00	173,796.00	173,796.00
HS688620 - HS Group Supported Employment						
1080.56.568.5686200.0000.54155.						
DHS Contract Services	312,503.11	189,592.31	635,800.00	102,802.16	370,000.00	370,000.00
HS688630 - HS Specialized Industries						
1080.56.568.5686300.0000.54155.						
DHS Contract Services	0.00	0.00	655,861.00	0.00	655,861.00	655,861.00
HS688640 - Individual Support Employment						
1080.56.568.5686400.0000.54155.						
DHS Contract Services	560,202.82	344,173.43	1,121,406.00	629,279.42	1,473,500.00	1,473,500.00
HS688670 - HS Community Access						
1080.56.568.5686700.0000.54155.						
DHS Contract Services	230,067.77	152,478.84	490,000.00	254,562.25	1,000,000.00	1,000,000.00
HS688920 - HS Admin Infrastructure						
1080.56.568.5689200.0000.54155.						
DHS Contract Services	0.00	0.00	0.00	0.00	775,500.00	775,500.00
HS688930 - HS Agency Start-Up						
1080.56.568.5689300.0000.54155.						
DHS Contract Services	0.00	0.00	0.00	0.00	0.00	0.00
1090 - Treasurers Investment Pool						264,492.00
000 - No Department						
TI514220 - TI Fiduciary Services						
1090.51.000.5142200.0000.51176.						
Prosser Office Supervisor	0.00	0.00	0.00	0.00	13,563.00	13,563.00

	2021 Actuals	2022 Actuals	2023-2024 Budget	2023 Actuals	2025-2026 Requested	2025-2026 Final Budget
1090.51.000.5142200.0000.51498. Treasurer	0.00	0.00	0.00	0.00	0.00	0.00
1090.51.000.5142200.0000.51501. Chief Deputy Treasurer	0.00	0.00	0.00	0.00	0.00	0.00
1090.51.000.5142200.0000.51502. Accounting Assistant II	3,278.09	3,581.93	0.00	0.00	0.00	0.00
1090.51.000.5142200.0000.51505. Accounting Assistant III	1,962.04	2,144.07	0.00	0.00	0.00	0.00
1090.51.000.5142200.0000.51509. Accounting Assistant II	37,408.48	47,676.00	107,786.00	52,829.81	112,239.00	112,239.00
1090.51.000.5142200.0000.51925. Overtime	1.65	13.86	1,000.00	16.75	1,000.00	1,000.00
1090.51.000.5142200.0000.52102. Social Security (FICA)	3,631.26	3,561.45	8,246.00	3,967.77	9,700.00	9,700.00
1090.51.000.5142200.0000.52103. Medical Insurance	12,933.72	14,778.72	26,871.00	13,772.20	31,617.00	31,617.00
1090.51.000.5142200.0000.52104. Retirement	4,836.14	5,501.38	11,048.00	5,256.84	12,084.00	12,084.00
1090.51.000.5142200.0000.52119. Paid Family Leave Act	63.17	88.55	237.00	114.90	276.00	276.00
1090.51.000.5142200.0000.53101. Supplies	0.00	0.00	1,500.00	0.00	1,500.00	1,500.00
1090.51.000.5142200.0000.53111. Publications	0.00	0.00	440.00	0.00	440.00	440.00
1090.51.000.5142200.0000.53508. Computer Replacement	0.00	0.00	0.00	0.00	0.00	0.00
1090.51.000.5142200.0000.54102. Contract Services	19,500.00	19,125.00	47,000.00	23,625.00	51,000.00	51,000.00
1090.51.000.5142200.0000.54301. Travel	1,476.90	2,431.11	10,300.00	1,863.68	10,300.00	10,300.00
1090.51.000.5142200.0000.54315. Meals	0.00	279.90	1,500.00	403.85	1,500.00	1,500.00
1090.51.000.5142200.0000.54901. Association Dues	0.00	0.00	1,400.00	0.00	1,400.00	1,400.00
1090.51.000.5142200.0000.54905. Training	1,300.00	325.00	7,700.00	1,000.00	7,700.00	7,700.00
1090.51.000.5142200.0000.93581. IT Computer Repl Assessment	76.00	72.00	0.00	0.00	0.00	0.00
1090.51.000.5142200.0000.94191. IT Administration Assessments	0.00	0.00	0.00	0.00	0.00	0.00
1090.51.000.5142200.0000.94696. Workers Comp Assessments	350.50	350.50	859.00	429.48	1,276.00	1,276.00

	2021 Actuals	2022 Actuals	2023-2024 Budget	2023 Actuals	2025-2026 Requested	2025-2026 Final Budget	
1090.51.000.5142200.0000.94697.							
Insurance Mgmt Assessments	1,144.00	1,144.00	3,869.00	1,934.52	6,677.00	6,677.00	
1090.51.000.5142200.0000.94699.							
Accumulated Leave Assessments	1,100.50	1,100.50	1,903.00	951.48	2,220.00	2,220.00	
TI594140 - TI Financial Recording & Elect							
1090.94.000.5941400.0000.56401.							
Capital Outlay	0.00	0.00	50,000.00	0.00	0.00	0.00	
1100 - Park Development							600,000.00
000 - No Department							
PD518630 - PD GnrI Grants Fin Asst and							
1100.51.000.5186300.0000.54900.							
Miscellaneous	0.00	0.00	0.00	0.00	0.00	0.00	
PD576810 - PD Park Development							
1100.57.000.5768100.0000.53106.							
Operating Supplies	0.00	0.00	2,000.00	1,055.40	2,500.00	2,500.00	
1100.57.000.5768100.0000.53120.							
Ground Keeping Supplies	5,476.41	2,221.46	20,000.00	2,781.82	17,500.00	17,500.00	
1100.57.000.5768100.0000.53501.							
Minor Equipment & Small Tools	0.00	0.00	15,000.00	2,038.06	10,000.00	10,000.00	
1100.57.000.5768100.0000.54102.							
Contract Services	7,662.83	81,208.52	330,000.00	63,110.97	450,000.00	450,000.00	
1100.57.000.5768100.0000.54103.							
Professional Services	0.00	0.00	0.00	38,978.29	0.00	0.00	
1100.57.000.5768100.0000.94193.							
E R & R Fund Services	0.00	0.00	0.00	0.00	0.00	0.00	
1100.57.000.5768100.0000.94198.							
Road Fund Services	1,119.02	1,143.79	31,000.00	746.35	55,000.00	55,000.00	
PD594760 - PD Park Facilities							
1100.94.000.5947600.0000.56101.							
Land	0.00	0.00	100,000.00	0.00	65,000.00	65,000.00	
1100.94.000.5947600.0000.56105.							
Land Improvements	7,784.00	18,166.75	0.00	37,848.95	0.00	0.00	
1100.94.000.5947600.0000.56201.							
Buildings	0.00	9,262.60	0.00	0.00	0.00	0.00	
1100.94.000.5947600.0000.56401.							
Capital Outlay	0.00	12,087.17	0.00	35,780.53	0.00	0.00	
PD597100 - PD Operating Transfer Out							
1100.97.000.5971000.0000.50017.							
T/O to Capital Project Fund	0.00	0.00	0.00	0.00	0.00	0.00	
1110 - Election Reserve							4,220,368.00
000 - No Department							
EL144010 - EL Election Costs							

	2021 Actuals	2022 Actuals	2023-2024 Budget	2023 Actuals	2025-2026 Requested	2025-2026 Final Budget
1110.51.000.5144010.0000.51139. Office Supervisor	0.00	0.00	0.00	0.00	0.00	0.00
1110.51.000.5144010.0000.51151. Auditor	28,662.01	29,306.76	60,384.00	29,892.99	63,056.00	63,056.00
1110.51.000.5144010.0000.51154. License/Recording Manager	0.00	0.00	13,416.00	13,606.20	0.00	0.00
1110.51.000.5144010.0000.51160. Office Assistant II	0.00	0.00	0.00	0.00	0.00	0.00
1110.51.000.5144010.0000.51163. Chief Deputy Auditor	24,362.73	24,910.80	51,237.00	25,409.06	53,598.00	53,598.00
1110.51.000.5144010.0000.51165. Office Assistant I	13,326.24	13,879.18	45,888.00	23,063.59	53,141.00	53,141.00
1110.51.000.5144010.0000.51205. Office Assistant II	0.00	0.00	20,416.00	10,327.80	23,772.00	23,772.00
1110.51.000.5144010.0000.51313. Administrative Assistant	0.00	0.00	0.00	0.00	27,180.00	27,180.00
1110.51.000.5144010.0000.51559. Office Assistant I	9,233.69	9,626.50	0.00	0.00	0.00	0.00
1110.51.000.5144010.0000.51585. Office Assistant III	29,135.88	31,860.41	69,744.00	36,702.05	75,816.00	75,816.00
1110.51.000.5144010.0000.51586. Election Manager	41,539.12	44,022.15	88,044.00	45,354.22	93,396.00	93,396.00
1110.51.000.5144010.0000.51587. Office Assistant I	22,992.16	15,976.60	46,156.00	23,355.08	53,753.00	53,753.00
1110.51.000.5144010.0000.51588. Temporary Help	15,853.48	25,546.66	15,000.00	22,035.42	38,500.00	38,500.00
1110.51.000.5144010.0000.51591. Office Assistant I	24,102.12	25,794.12	57,384.00	29,507.06	62,388.00	62,388.00
1110.51.000.5144010.0000.51730. Election Systems Supervisor	27,723.81	23,119.34	53,156.00	31,971.14	72,167.00	72,167.00
1110.51.000.5144010.0000.51822. Special Program Coordinator	0.00	0.00	0.00	0.00	68,514.00	0.00
1110.51.000.5144010.0000.51823. Special Programs Coordinator	12,379.81	0.00	0.00	0.00	0.00	0.00
1110.51.000.5144010.0000.51850. Election Board Workers	0.00	0.00	0.00	0.00	0.00	0.00
1110.51.000.5144010.0000.51905. Temporary Help	0.00	0.00	1,000.00	250.00	0.00	0.00
1110.51.000.5144010.0000.51925. Overtime	2,065.92	3,028.69	15,000.00	1,500.49	7,500.00	7,500.00
1110.51.000.5144010.0000.52102. Social Security (FICA)	18,775.33	18,635.45	41,067.00	21,600.44	53,050.00	46,609.00

	2021 Actuals	2022 Actuals	2023-2024 Budget	2023 Actuals	2025-2026 Requested	2025-2026 Final Budget
1110.51.000.5144010.0000.54905.						
Training	3,759.57	4,547.79	11,500.00	6,039.41	11,500.00	11,500.00
1110.51.000.5144010.0000.54907.						
Other Misc Rentals/Fees	321.04	761.72	0.00	20.60	0.00	0.00
1110.51.000.5144010.0000.54925.						
Ballot Assembly & Printing	307,179.83	588,145.17	1,070,000.00	448,338.99	1,300,000.00	1,300,000.00
1110.51.000.5144010.0000.93201.						
Fuel Assessment	0.00	0.00	0.00	0.00	0.00	3,974.00
1110.51.000.5144010.0000.93580.						
New Comptr Hardware & Software	0.00	0.00	6,000.00	0.00	0.00	0.00
1110.51.000.5144010.0000.93581.						
IT Computer Repl Assessments	29,380.00	29,381.00	80,318.00	40,158.96	36,650.00	36,650.00
1110.51.000.5144010.0000.94191.						
IT Administration Assessments	83,436.00	83,435.00	191,136.00	95,568.00	229,887.00	229,887.00
1110.51.000.5144010.0000.94193.						
E R & R Fund Services	0.00	180.00	0.00	65.00	0.00	0.00
1110.51.000.5144010.0000.94591.						
E R & R Replacement Assessment	6,447.00	6,447.00	4,749.00	2,374.56	6,347.00	6,347.00
1110.51.000.5144010.0000.94594.						
Building / Office Rent	0.00	0.00	0.00	0.00	70,577.00	70,577.00
1110.51.000.5144010.0000.94696.						
Workers Comp Assessments	1,394.50	1,394.50	2,806.00	1,403.04	2,317.00	2,317.00
1110.51.000.5144010.0000.94697.						
Insurance Mgmt Assessments	4,548.00	4,548.00	15,827.00	7,913.52	21,327.00	21,327.00
1110.51.000.5144010.0000.94699.						
Accumulated Leave Assessments	4,624.50	4,624.50	9,395.00	4,697.52	10,186.00	10,185.00
1110.51.000.5144010.0000.94894.						
E R & R Vehicle Maintenance	750.00	750.00	2,768.00	1,383.96	1,952.00	1,952.00
EL149010 - EL Voter Registration						
1110.51.000.5149010.0000.51163.						
Chief Deputy Auditor	24,362.73	24,910.80	51,237.00	25,409.06	0.00	0.00
1110.51.000.5149010.0000.51165.						
Office Assistant I	13,326.34	13,879.28	48,555.00	23,063.82	53,141.00	53,141.00
1110.51.000.5149010.0000.51313.						
Administrative Assistant	0.00	0.00	0.00	0.00	0.00	0.00
1110.51.000.5149010.0000.51585.						
Office Assistant III	29,136.12	31,860.59	69,744.00	35,910.10	75,816.00	75,816.00
1110.51.000.5149010.0000.51586.						
Election Manager	41,538.88	44,021.85	88,044.00	45,353.78	93,396.00	93,396.00
1110.51.000.5149010.0000.51587.						
Office Assistant I	22,991.84	15,976.50	46,156.00	23,354.92	53,753.00	53,753.00
1110.51.000.5149010.0000.51588.						

	2021 Actuals	2022 Actuals	2023-2024 Budget	2023 Actuals	2025-2026 Requested	2025-2026 Final Budget
Temporary Help	0.00	0.00	15,000.00	0.00	0.00	0.00
1110.51.000.5149010.0000.51591.						
Office Assistant I	24,101.88	25,793.88	57,384.00	29,506.94	62,388.00	62,388.00
1110.51.000.5149010.0000.51730.						
Election Systems Supervisor	27,723.61	23,119.11	53,156.00	31,970.86	72,167.00	72,167.00
1110.51.000.5149010.0000.51822.						
Special Program Coordinator	0.00	0.00	0.00	0.00	68,514.00	0.00
1110.51.000.5149010.0000.51925.						
Overtime	327.36	721.82	600.00	506.04	600.00	600.00
1110.51.000.5149010.0000.52102.						
Social Security (FICA)	13,834.65	13,588.37	32,886.00	16,238.94	36,650.00	32,609.00
1110.51.000.5149010.0000.52103.						
Medical Insurance	47,242.66	44,197.32	96,329.00	47,528.75	100,405.00	100,405.00
1110.51.000.5149010.0000.52104.						
Retirement	21,225.62	18,565.69	44,062.00	21,369.14	47,152.00	40,623.00
1110.51.000.5149010.0000.52119.						
Paid Family Leave Act	271.47	299.41	946.00	467.61	875.00	929.00
1110.51.000.5149010.0000.53101.						
Supplies	403.43	1,318.50	3,500.00	1,261.42	3,500.00	3,500.00
1110.51.000.5149010.0000.53201.						
Vehicle Fuel	294.76	344.56	1,000.00	175.43	1,000.00	0.00
1110.51.000.5149010.0000.53501.						
Minor Equipment & Small Tools	146.35	109.31	0.00	0.00	0.00	0.00
1110.51.000.5149010.0000.54103.						
Professional Services	8,833.17	9,571.20	20,500.00	10,553.08	20,500.00	99,530.00
1110.51.000.5149010.0000.54201.						
Postage	19,005.22	14,947.42	39,000.00	15,164.57	39,000.00	39,000.00
1110.51.000.5149010.0000.54301.						
Travel	33.71	0.00	500.00	285.67	500.00	500.00
1110.51.000.5149010.0000.54315.						
Meals	0.00	0.00	0.00	0.00	0.00	0.00
1110.51.000.5149010.0000.54503.						
Rentals-Office Equipment	1,220.72	495.46	8,000.00	406.71	8,000.00	8,000.00
1110.51.000.5149010.0000.54905.						
Training	816.50	0.00	2,000.00	1,336.75	2,000.00	2,000.00
1110.51.000.5149010.0000.54907.						
Other Misc Rentals/Fees	197.06	771.86	0.00	20.61	0.00	0.00
1110.51.000.5149010.0000.93201.						
Fuel Assessment	0.00	0.00	0.00	0.00	0.00	543.00
1110.51.000.5149010.0000.94191.						
IT Administration Assessments	27,812.00	27,811.00	63,712.00	31,856.04	71,640.00	71,640.00
1110.51.000.5149010.0000.94193.						

	2021 Actuals	2022 Actuals	2023-2024 Budget	2023 Actuals	2025-2026 Requested	2025-2026 Final Budget
E R & R Fund Services 1110.51.000.5149010.0000.94591.	0.00	60.00	0.00	0.00	0.00	0.00
E R & R Replacement Assessment 1110.51.000.5149010.0000.94594.	1,965.00	1,965.00	1,446.00	723.00	1,933.00	1,933.00
Building / Office Rent 1110.51.000.5149010.0000.94696.	0.00	0.00	0.00	0.00	23,526.00	23,526.00
Workers Comp Assessments 1110.51.000.5149010.0000.94697.	650.50	650.50	2,455.00	1,227.48	2,035.00	2,035.00
Insurance Mgmt Assessments 1110.51.000.5149010.0000.94699.	2,122.50	2,122.50	7,386.00	3,693.00	18,734.00	18,734.00
Accumulated Leave Assessments 1110.51.000.5149010.0000.94894.	3,542.00	3,542.00	7,523.00	3,761.52	8,398.00	8,398.00
E R & R Vehicle Maintenance 1110.91.000.5911400.0000.57800.	187.48	187.52	691.00	345.48	487.00	487.00
EL591140 - EL Debt Principal 1110.91.000.5911400.0000.57800.						
Debt Service Principal 1110.92.000.5921400.0000.58300.	0.00	63,432.51	0.00	74,956.46	0.00	0.00
EL592140 - EL Debt Interest 1110.92.000.5921400.0000.58300.						
Debt Service Interest 1110.94.000.5941400.0000.56401.	0.00	27,455.75	0.00	26,240.91	0.00	0.00
EL941400 - EL Financial Recording & Elect 1110.94.000.5941400.0000.56401.						
Capital Outlay 1110.94.000.5941400.0000.56408.	54,803.12	0.00	0.00	0.00	0.00	0.00
Computer Replacement 1110.94.000.5941400.0000.56408.	0.00	11,950.38	0.00	0.00	0.00	0.00
1120 - Treasurers O & M						399,078.00
000 - No Department						
TO514220 - TO Fiduciary Services 1120.51.000.5142200.0000.51503.						
Accounting Assistant II 1120.51.000.5142200.0000.51589.	36,177.41	37,230.99	83,777.00	42,378.66	97,550.00	97,550.00
Office Assistant II 1120.51.000.5142200.0000.51925.	27,391.41	19,921.60	69,466.00	33,952.76	78,154.00	78,154.00
Overtime 1120.51.000.5142200.0000.52102.	0.00	0.00	2,000.00	12.42	2,000.00	2,000.00
Social Security (FICA) 1120.51.000.5142200.0000.52103.	4,756.27	4,912.91	11,800.00	5,734.05	13,594.00	13,594.00
Medical Insurance 1120.51.000.5142200.0000.52104.	20,889.39	19,601.88	39,204.00	20,093.63	40,990.00	40,990.00
Retirement 1120.51.000.5142200.0000.52119.	7,357.98	6,805.89	15,810.00	7,581.58	16,935.00	16,935.00
Paid Family Leave Act 1120.51.000.5142200.0000.53101.	94.01	109.56	339.00	165.91	387.00	387.00

	2021 Actuals	2022 Actuals	2023-2024 Budget	2023 Actuals	2025-2026 Requested	2025-2026 Final Budget
Supplies	0.00	0.00	4,908.00	0.00	4,908.00	4,908.00
1120.51.000.5142200.0000.53111.						
Publications	95.99	0.00	150.00	0.00	150.00	150.00
1120.51.000.5142200.0000.53201.						
Vehicle Fuel	0.00	0.00	1,600.00	0.00	1,600.00	0.00
1120.51.000.5142200.0000.53501.						
Minor Equipment & Small Tools	0.00	0.00	770.00	0.00	770.00	770.00
1120.51.000.5142200.0000.53503.						
Computer Software	78.35	0.00	300.00	0.00	300.00	300.00
1120.51.000.5142200.0000.54102.						
Contract Services	0.00	375.00	11,680.00	0.00	11,680.00	11,680.00
1120.51.000.5142200.0000.54103.						
Professional Services	2,580.72	1,514.87	16,200.00	1,368.05	16,200.00	16,200.00
1120.51.000.5142200.0000.54201.						
Postage	5,078.88	9,713.99	16,536.00	8,329.32	18,500.00	18,500.00
1120.51.000.5142200.0000.54301.						
Travel	0.00	0.00	3,000.00	0.00	3,000.00	3,000.00
1120.51.000.5142200.0000.54315.						
Meals	0.00	0.00	500.00	0.00	500.00	500.00
1120.51.000.5142200.0000.54902.						
Foreclosure Costs	3,925.93	20,287.56	70,000.00	5,404.16	70,000.00	70,000.00
1120.51.000.5142200.0000.54905.						
Training	0.00	0.00	3,300.00	0.00	3,300.00	3,300.00
1120.51.000.5142200.0000.54942.						
Record Fees	1,134.50	3,581.50	14,500.00	1,941.50	14,500.00	14,500.00
1120.51.000.5142200.0000.93201.						
Fuel Assessment	0.00	0.00	0.00	0.00	0.00	1,600.00
1120.51.000.5142200.0000.93581.						
IT Computer Replt Assessments	52.00	53.00	0.00	0.00	0.00	0.00
1120.51.000.5142200.0000.94191.						
IT Administration Assessments	0.00	0.00	0.00	0.00	0.00	0.00
1120.51.000.5142200.0000.94591.						
E R & R Replacement Assessment	0.00	0.00	0.00	0.00	0.00	0.00
1120.51.000.5142200.0000.94696.						
Workers Comp Assessments	422.50	422.50	1,105.00	552.48	949.00	949.00
1120.51.000.5142200.0000.94697.						
Insurance Mgmt Assessments	1,378.50	1,378.50	0.00	0.00	0.00	0.00
1120.51.000.5142200.0000.94699.						
Accumulated Leave Assessments	1,074.00	1,074.00	2,699.00	1,349.52	3,111.00	3,111.00
1120.51.000.5142200.0000.94894.						
E R & R Vehicle Maintenance	0.00	0.00	0.00	0.00	0.00	0.00

TO594140 - TO Financial Recording & Elect

	2021 Actuals	2022 Actuals	2023-2024 Budget	2023 Actuals	2025-2026 Requested	2025-2026 Final Budget	
1120.94.000.5941400.0000.56401.							
Capital Outlay	0.00	0.00	20,000.00	0.00	0.00	0.00	
1140 - Paths & Trails Reserve							211,683.00
000 - No Department							
PT576901 - PT Trails							
1140.57.000.5769010.0000.54400.							
Taxes & Operating Assessments	120.00	123.50	300.00	129.75	300.00	300.00	
PT597100 - PT Operating Transfer Out							
1140.97.000.5971000.0000.50044.							
T/O to Road	382.64	0.00	185,000.00	0.00	211,383.00	211,383.00	
1150 - Juvenile Center							20,671,300.00
171 - Juvenile-Operations							
JC714270 - JC 171 Juvenile Services							
1150.94.171.5942700.0000.56410.							
Capital Outlay - Vehicles	0.00	0.00	0.00	0.00	95,000.00	0.00	
JC717100 - JC 171 Juvenile Administration							
1150.52.171.5271000.0000.51140.							
Counselor I	0.00	17,121.00	146,448.00	58,886.79	132,984.00	0.00	
1150.52.171.5271000.0000.51593.							
Juvenile Administrator	117,252.00	74,281.54	217,714.00	110,187.00	160,841.00	247,448.00	
1150.52.171.5271000.0000.51595.							
Detention Manager	84,227.00	34,936.00	216,408.00	53,215.22	0.00	0.00	
1150.52.171.5271000.0000.51596.							
Accounting Assistant II	54,696.00	58,636.00	126,504.00	65,148.00	103,194.00	0.00	
1150.52.171.5271000.0000.51597.							
Executive Assistant	53,712.00	61,300.00	116,184.00	75,386.00	100,963.00	0.00	
1150.52.171.5271000.0000.51598.							
Legal Process Supervisor	65,304.00	71,740.00	186,960.00	83,136.00	171,264.00	171,264.00	
1150.52.171.5271000.0000.51601.							
Legal Process Assistant I	35,261.53	29,230.00	96,377.00	27,265.98	100,677.00	0.00	
1150.52.171.5271000.0000.51603.							
Probation Assistant Manager	45,942.00	47,635.00	155,736.00	37,702.00	188,376.00	188,376.00	
1150.52.171.5271000.0000.51604.							
Counselor II	48,880.00	13,022.00	161,472.00	69,290.00	175,560.00	175,560.00	
1150.52.171.5271000.0000.51606.							
Counselor I	0.00	0.00	0.00	0.00	0.00	0.00	
1150.52.171.5271000.0000.51608.							
Legal Secretary I	39,102.53	17,925.00	78,769.00	30,408.00	96,312.00	96,312.00	
1150.52.171.5271000.0000.51609.							
Legal Process Assistant III	38,604.00	44,166.00	106,566.00	53,922.00	124,122.00	124,122.00	
1150.52.171.5271000.0000.51612.							
Detention Officer	51,264.00	57,219.00	132,840.00	68,412.00	0.00	0.00	

	2021 Actuals	2022 Actuals	2023-2024 Budget	2023 Actuals	2025-2026 Requested	2025-2026 Final Budget
1150.52.171.5271000.0000.51613. Accounting Assistant I	36,353.87	18,074.48	114,768.00	59,076.00	93,600.00	124,800.00
1150.52.171.5271000.0000.51615. Detention Officer	39,888.00	44,267.13	111,870.00	54,400.00	0.00	0.00
1150.52.171.5271000.0000.51616. Detention Officer	50,430.96	57,219.00	132,840.00	68,651.50	0.00	0.00
1150.52.171.5271000.0000.51617. Detention Officer	51,264.00	57,219.00	132,840.00	68,435.95	0.00	0.00
1150.52.171.5271000.0000.51618. Detention Officer	30,174.26	29,811.25	112,833.00	42,748.40	0.00	0.00
1150.52.171.5271000.0000.51619. Detention Officer	38,835.00	32,482.45	108,704.00	41,565.75	0.00	0.00
1150.52.171.5271000.0000.51620. Detention Officer	41,582.00	48,050.00	117,448.00	50,531.89	0.00	0.00
1150.52.171.5271000.0000.51621. Detention Officer	19,780.77	0.00	0.00	0.00	0.00	0.00
1150.52.171.5271000.0000.51622. Detention Supervisor	66,492.00	70,269.78	146,448.00	75,420.00	0.00	0.00
1150.52.171.5271000.0000.51623. Detention Officer	29,716.76	49,860.00	125,824.00	45,018.52	0.00	0.00
1150.52.171.5271000.0000.51624. Detention Officer	28,734.63	41,209.36	109,634.00	54,243.00	0.00	0.00
1150.52.171.5271000.0000.51627. Detention Supervisor	67,522.95	58,465.91	128,034.00	64,799.00	0.00	0.00
1150.52.171.5271000.0000.51628. Counselor I	66,492.00	70,064.00	146,448.00	75,420.00	159,264.00	0.00
1150.52.171.5271000.0000.51629. Detention Officer	51,264.00	56,850.29	132,840.00	58,775.24	0.00	0.00
1150.52.171.5271000.0000.51630. Detention Officer	51,264.00	57,219.00	132,840.00	68,412.00	0.00	0.00
1150.52.171.5271000.0000.51632. Legal Process Assistant II	29,953.21	38,223.52	94,727.00	44,648.00	106,607.00	106,607.00
1150.52.171.5271000.0000.51633. Detention Officer	32,894.13	51,474.00	125,824.00	53,040.00	0.00	0.00
1150.52.171.5271000.0000.51635. Detention Officer	25,010.81	38,951.93	109,324.00	45,714.41	0.00	0.00
1150.52.171.5271000.0000.51636. Detention Officer	34,226.13	53,086.14	132,840.00	68,795.20	0.00	0.00
1150.52.171.5271000.0000.51643. Facilities Supervisor	60,788.00	67,077.53	186,960.00	75,322.55	0.00	0.00
1150.52.171.5271000.0000.51647. Counselor I	0.00	11,809.00	73,224.00	12,570.00	133,068.00	133,068.00

	2021 Actuals	2022 Actuals	2023-2024 Budget	2023 Actuals	2025-2026 Requested	2025-2026 Final Budget
1150.52.171.5271000.0000.51648. Detention Supervisor	43,052.49	56,215.00	123,702.00	24,953.90	0.00	0.00
1150.52.171.5271000.0000.51649. Detention Supervisor	56,155.00	61,250.00	134,804.00	56,306.00	0.00	0.00
1150.52.171.5271000.0000.51653. Counselor I	27,149.51	55,072.00	12,120.00	0.00	13,568.00	13,568.00
1150.52.171.5271000.0000.51655. Counselor II	73,320.00	72,942.27	161,472.00	77,854.00	175,560.00	175,560.00
1150.52.171.5271000.0000.51660. Programs Detention Officer	42,554.00	49,322.17	121,931.00	61,649.90	0.00	0.00
1150.52.171.5271000.0000.51661. Detention Officer	51,264.00	26,175.00	132,840.00	54,086.00	0.00	0.00
1150.52.171.5271000.0000.51662. Detention Officer	0.00	1,505.77	106,224.00	53,567.43	0.00	0.00
1150.52.171.5271000.0000.51665. Detention Records Clerk	47,244.00	53,516.00	126,504.00	65,148.00	0.00	0.00
1150.52.171.5271000.0000.51667. Counselor I	0.00	0.00	0.00	0.00	95,558.00	95,558.00
1150.52.171.5271000.0000.51674. Detention Officer	23,146.56	34,407.47	111,228.00	54,086.00	0.00	0.00
1150.52.171.5271000.0000.51675. Legal Process Assistant III	49,620.00	47,712.68	126,504.00	50,497.56	119,252.00	119,252.00
1150.52.171.5271000.0000.51676. Counselor I	66,492.00	70,064.00	146,448.00	75,420.00	0.00	0.00
1150.52.171.5271000.0000.51677. Probation Manager	91,884.00	74,361.00	151,488.00	83,565.00	206,616.00	206,616.00
1150.52.171.5271000.0000.51678. Detention Officer	43,164.00	49,860.00	121,908.00	61,704.00	0.00	0.00
1150.52.171.5271000.0000.51679. Counselor I	60,501.00	52,664.71	144,594.00	52,934.56	133,368.00	133,368.00
1150.52.171.5271000.0000.51680. Counselor I	22,164.00	1,712.09	0.00	0.00	0.00	0.00
1150.52.171.5271000.0000.51702. Detention Officer	45,586.00	52,721.00	128,756.00	54,150.00	0.00	0.00
1150.52.171.5271000.0000.51713. Counselor I	66,492.00	70,064.00	146,448.00	46,017.00	42,368.00	42,368.00
1150.52.171.5271000.0000.51714. Counselor I	33,246.00	34,637.00	73,224.00	37,710.00	79,632.00	79,632.00
1150.52.171.5271000.0000.51718. Legal Secretary II	33,037.35	37,153.06	61,308.00	44,158.03	137,592.00	82,560.00
1150.52.171.5271000.0000.51720. Counselor I	33,246.00	34,637.00	73,224.00	37,710.00	79,632.00	79,632.00

	2021 Actuals	2022 Actuals	2023-2024 Budget	2023 Actuals	2025-2026 Requested	2025-2026 Final Budget
1150.52.171.5271000.0000.51721. Detention Assistant Manager	15,953.98	60,405.05	182,250.00	72,584.80	0.00	0.00
1150.52.171.5271000.0000.51723. Detention Officer	33,781.57	45,578.00	111,228.00	56,304.00	0.00	0.00
1150.52.171.5271000.0000.51728. Probation Assistant Manager	0.00	28,459.00	102,840.00	18,915.00	100,780.00	100,780.00
1150.52.171.5271000.0000.51747. Budget and Finance Analyst	64,345.65	72,550.00	156,536.00	79,224.00	115,619.00	177,876.00
1150.52.171.5271000.0000.51796. Legal Process Assistant II	47,244.00	31,931.06	92,580.00	44,040.07	96,168.00	96,168.00
1150.52.171.5271000.0000.51905. Temporary Help	85,327.62	73,096.10	144,592.00	58,139.53	0.00	0.00
1150.52.171.5271000.0000.51911. Temporary Help-Clerical	0.00	5,012.50	2,000.00	612.50	2,000.00	2,000.00
1150.52.171.5271000.0000.51915. Shift Differential	6,077.25	4,739.01	12,742.00	10,911.00	0.00	0.00
1150.52.171.5271000.0000.51922. Judge Pro Tem (part-time)	0.00	0.00	37,848.00	62.11	37,848.00	37,848.00
1150.52.171.5271000.0000.51925. Overtime	77,870.92	129,007.60	87,012.00	235,833.54	21,753.00	21,753.00
1150.52.171.5271000.0000.51935. Holiday	50,206.77	66,486.22	157,504.00	96,481.69	0.00	0.00
1150.52.171.5271000.0000.52102. Social Security (FICA)	213,068.35	220,662.98	560,975.00	268,370.03	252,767.00	216,655.00
1150.52.171.5271000.0000.52103. Medical Insurance	646,672.35	614,954.57	1,410,060.00	680,711.58	623,795.00	524,813.00
1150.52.171.5271000.0000.52104. Retirement	318,853.90	304,436.88	770,544.00	355,683.15	314,885.00	269,899.00
1150.52.171.5271000.0000.52119. Paid Family Leave Act	4,104.11	4,871.22	16,133.00	7,664.14	7,200.00	6,172.00
1150.52.171.5271000.0000.53101. Supplies	4,970.83	5,945.98	18,578.00	3,817.58	18,578.00	18,578.00
1150.52.171.5271000.0000.53106. Operating Supplies	13,495.93	8,453.64	35,000.00	13,861.69	0.00	0.00
1150.52.171.5271000.0000.53111. Publications	774.14	784.87	10,000.00	821.78	10,000.00	10,000.00
1150.52.171.5271000.0000.53124. Employee Recognition Supplies	0.00	221.31	0.00	61.31	0.00	0.00
1150.52.171.5271000.0000.53130. Incentives	422.02	54.29	11,000.00	0.00	8,250.00	8,250.00
1150.52.171.5271000.0000.53201. Vehicle Fuel	3,184.75	5,580.63	11,816.00	5,766.26	9,453.00	0.00

	2021 Actuals	2022 Actuals	2023-2024 Budget	2023 Actuals	2025-2026 Requested	2025-2026 Final Budget
1150.52.171.5271000.0000.53501.						
Minor Equipment & Small Tools	12,361.88	1,866.62	20,000.00	0.00	2,000.00	2,000.00
1150.52.171.5271000.0000.53503.						
Computer Software	104.52	316.50	0.00	0.00	0.00	0.00
1150.52.171.5271000.0000.53507.						
Non Replacement Computers	0.00	0.00	5,000.00	0.00	3,750.00	3,750.00
1150.52.171.5271000.0000.53508.						
Computer Replacement	4,078.58	34,089.52	0.00	0.00	0.00	0.00
1150.52.171.5271000.0000.54103.						
Professional Services	394,705.34	469,082.96	1,034,952.00	604,119.35	227,616.00	175,868.00
1150.52.171.5271000.0000.54115.						
Recreation	0.00	0.00	1,000.00	0.00	1,000.00	1,000.00
1150.52.171.5271000.0000.54131.						
Security	133,382.61	135,524.18	322,134.00	157,412.06	327,634.00	322,134.00
1150.52.171.5271000.0000.54201.						
Postage	1,037.96	40.05	4,052.00	1,021.44	3,039.00	3,039.00
1150.52.171.5271000.0000.54202.						
Telephone	801.72	1,009.78	14,000.00	468.09	5,500.00	5,500.00
1150.52.171.5271000.0000.54301.						
Travel	1,686.63	3,366.37	13,000.00	4,959.79	9,750.00	7,000.00
1150.52.171.5271000.0000.54315.						
Meals	0.00	1,821.35	0.00	3,530.70	5,000.00	5,000.00
1150.52.171.5271000.0000.54400.						
Taxes & Operating Assessments	1,016.04	1,082.71	3,620.00	1,055.12	905.00	905.00
1150.52.171.5271000.0000.54503.						
Rentals-Office Equipment	0.00	0.00	0.00	0.00	0.00	0.00
1150.52.171.5271000.0000.54601.						
Insurance & Bonds	0.00	0.00	7,770.00	0.00	7,770.00	7,770.00
1150.52.171.5271000.0000.54701.						
Utilities	105,305.56	114,778.27	240,000.00	124,773.76	0.00	0.00
1150.52.171.5271000.0000.54709.						
Medical Waste Disposal	0.00	0.00	0.00	0.00	0.00	0.00
1150.52.171.5271000.0000.54725.						
Washington State Patrol Svcs	600.00	300.00	0.00	350.00	0.00	0.00
1150.52.171.5271000.0000.54727.						
EDC-800 MHZ User Fees	7,607.28	8,033.58	19,548.00	9,405.78	0.00	0.00
1150.52.171.5271000.0000.54729.						
Background Checks - WSP	1,564.75	1,241.00	4,000.00	1,059.25	2,000.00	2,000.00
1150.52.171.5271000.0000.54733.						
800 MHZ System Upgrade	0.00	5,843.00	6,710.00	2,990.00	0.00	0.00
1150.52.171.5271000.0000.54801.						
Repair/Maintenance-Office	0.00	56.52	4,000.00	0.00	0.00	0.00

	2021 Actuals	2022 Actuals	2023-2024 Budget	2023 Actuals	2025-2026 Requested	2025-2026 Final Budget
1150.52.171.5271000.0000.54802. Repair/Maintenance-Vehicle	4,499.53	4,604.27	12,676.00	4,569.92	11,408.00	11,408.00
1150.52.171.5271000.0000.54901. Association Dues	3,659.00	2,959.00	6,566.00	2,964.00	6,566.00	6,566.00
1150.52.171.5271000.0000.54905. Training	1,993.82	5,244.03	12,000.00	3,121.00	9,000.00	6,000.00
1150.52.171.5271000.0000.54906. Print/Bindery	1,631.58	42.34	10,000.00	60.86	9,000.00	9,000.00
1150.52.171.5271000.0000.54907. Other Misc Rentals/Fees	0.00	0.00	0.00	0.00	0.00	0.00
1150.52.171.5271000.0000.54908. Licenses & Special Fees	624.00	1,009.00	700.00	2,444.35	350.00	350.00
1150.52.171.5271000.0000.54924. Employee Recognition Costs	0.00	0.00	0.00	190.16	0.00	0.00
1150.52.171.5271000.0000.55114. Washington State Patrol Svcs	0.00	0.00	0.00	0.00	0.00	0.00
1150.52.171.5271000.0000.55119. EDC-800 MHZ User Fees	0.00	0.00	0.00	0.00	0.00	0.00
1150.52.171.5271000.0000.93201. Fuel Assessment	0.00	0.00	0.00	0.00	0.00	9,453.00
1150.52.171.5271000.0000.93581. IT Computer Repl Assessments	28,528.00	28,527.00	78,098.00	39,048.96	57,764.00	57,764.00
1150.52.171.5271000.0000.94191. IT Administration Assessments	152,264.00	152,267.00	722,309.00	361,154.52	781,925.00	781,925.00
1150.52.171.5271000.0000.94503. IT Supplemental Assessment	0.00	533.04	0.00	0.00	0.00	0.00
1150.52.171.5271000.0000.94591. E R & R Replacement Assessment	8,092.00	8,092.00	40,832.00	14,616.00	63,725.00	63,725.00
1150.52.171.5271000.0000.94594. Building / Office Rent	5,645.52	5,645.48	10,599.00	5,299.56	5,709.00	5,709.00
1150.52.171.5271000.0000.94696. Workers Comp Assessments	174,423.50	174,423.50	323,854.00	161,927.04	165,387.00	165,387.00
1150.52.171.5271000.0000.94697. Insurance Mgmt Assessments	72,856.00	72,856.00	206,237.00	103,118.52	191,171.00	191,171.00
1150.52.171.5271000.0000.94699. Accumulated Leave Assessments	53,257.50	53,257.50	131,427.00	65,713.56	56,859.00	56,863.00
1150.52.171.5271000.0000.94894. E R & R Vehicle Maintenance	5,000.00	5,000.00	25,064.00	12,531.96	25,200.00	25,200.00
JC717109 - JC Limited Use Funds						
1150.52.171.5271090.0000.53110. Medical Supplies	3,211.98	4,000.28	8,960.00	2,436.02	0.00	0.00
1150.52.171.5271090.0000.54128.						

	2021 Actuals	2022 Actuals	2023-2024 Budget	2023 Actuals	2025-2026 Requested	2025-2026 Final Budget
Court Ordered Off-Panel Costs 1150.52.171.5271090.0000.54140.	1,625.00	2,463.74	16,000.00	4,795.20	16,000.00	16,000.00
Interpreter Costs 1150.52.171.5271090.0000.54153.	2,520.00	6,141.23	18,000.00	4,480.28	18,000.00	18,000.00
Transportation JC717600 - JC 171 Detention 1150.52.171.5276000.0000.51593.	3,002.30	1,977.78	37,400.00	4,483.96	37,400.00	37,400.00
Juvenile Administrator 1150.52.171.5276000.0000.51595.	0.00	0.00	0.00	0.00	86,607.00	0.00
Detention Manager 1150.52.171.5276000.0000.51596.	0.00	0.00	0.00	0.00	226,653.00	226,653.00
Accounting Assistant II 1150.52.171.5276000.0000.51597.	0.00	0.00	0.00	0.00	34,398.00	137,592.00
Executive Assistant 1150.52.171.5276000.0000.51612.	0.00	0.00	0.00	0.00	54,365.00	155,328.00
Detention Officer 1150.52.171.5276000.0000.51613.	0.00	0.00	0.00	0.00	144,432.00	144,432.00
Accounting Assistant I 1150.52.171.5276000.0000.51615.	0.00	0.00	0.00	0.00	31,200.00	0.00
Detention Officer 1150.52.171.5276000.0000.51616.	0.00	0.00	0.00	0.00	125,172.00	125,172.00
Detention Officer 1150.52.171.5276000.0000.51617.	0.00	0.00	0.00	0.00	144,432.00	144,432.00
Detention Officer 1150.52.171.5276000.0000.51618.	0.00	0.00	0.00	0.00	144,432.00	144,432.00
Detention Officer 1150.52.171.5276000.0000.51619.	0.00	0.00	0.00	0.00	123,732.00	123,732.00
Detention Officer 1150.52.171.5276000.0000.51620.	0.00	0.00	0.00	0.00	126,612.00	126,612.00
Detention Officer 1150.52.171.5276000.0000.51621.	0.00	0.00	0.00	0.00	123,383.00	123,383.00
Detention Officer 1150.52.171.5276000.0000.51622.	0.00	0.00	0.00	0.00	136,785.00	136,785.00
Detention Supervisor 1150.52.171.5276000.0000.51623.	0.00	0.00	0.00	0.00	175,560.00	175,560.00
Detention Officer 1150.52.171.5276000.0000.51624.	0.00	0.00	0.00	0.00	118,192.00	9,845.00
Detention Officer 1150.52.171.5276000.0000.51627.	0.00	0.00	0.00	0.00	116,502.00	9,705.00
Detention Supervisor 1150.52.171.5276000.0000.51629.	0.00	0.00	0.00	0.00	164,431.00	164,431.00
Detention Officer	0.00	0.00	0.00	0.00	144,432.00	144,432.00

	2021 Actuals	2022 Actuals	2023-2024 Budget	2023 Actuals	2025-2026 Requested	2025-2026 Final Budget
1150.52.171.5276000.0000.51630. Detention Officer	0.00	0.00	0.00	0.00	144,432.00	144,432.00
1150.52.171.5276000.0000.51633. Detention Officer	0.00	0.00	0.00	0.00	111,288.00	9,270.00
1150.52.171.5276000.0000.51635. Detention Officer	0.00	0.00	0.00	0.00	118,192.00	118,192.00
1150.52.171.5276000.0000.51636. Detention Officer	0.00	0.00	0.00	0.00	144,432.00	144,432.00
1150.52.171.5276000.0000.51648. Detention Supervisor	0.00	0.00	0.00	0.00	154,822.00	154,822.00
1150.52.171.5276000.0000.51649. Detention Supervisor	0.00	0.00	0.00	0.00	162,086.00	162,086.00
1150.52.171.5276000.0000.51660. Programs Detention Officer	0.00	0.00	0.00	0.00	142,018.00	142,018.00
1150.52.171.5276000.0000.51661. Detention Officer	0.00	0.00	0.00	0.00	124,452.00	124,452.00
1150.52.171.5276000.0000.51662. Detention Officer	0.00	0.00	0.00	0.00	123,732.00	123,732.00
1150.52.171.5276000.0000.51665. Detention Records Clerk	0.00	0.00	0.00	0.00	137,592.00	137,592.00
1150.52.171.5276000.0000.51674. Detention Officer	0.00	0.00	0.00	0.00	124,452.00	124,452.00
1150.52.171.5276000.0000.51678. Detention Officer	0.00	0.00	0.00	0.00	141,984.00	141,984.00
1150.52.171.5276000.0000.51702. Detention Officer	0.00	0.00	0.00	0.00	111,288.00	9,270.00
1150.52.171.5276000.0000.51721. Detention Assistant Manager	0.00	0.00	0.00	0.00	163,224.00	163,224.00
1150.52.171.5276000.0000.51723. Detention Officer	0.00	0.00	0.00	0.00	129,544.00	129,544.00
1150.52.171.5276000.0000.51747. Budget and Finance Analyst	0.00	0.00	0.00	0.00	62,257.00	0.00
1150.52.171.5276000.0000.51905. Temporary Help	0.00	0.00	0.00	0.00	144,592.00	144,592.00
1150.52.171.5276000.0000.51915. Shift Differential	0.00	0.00	0.00	0.00	12,742.00	12,742.00
1150.52.171.5276000.0000.51925. Overtime	0.00	0.00	0.00	0.00	305,259.00	65,259.00
1150.52.171.5276000.0000.51935. Holiday	0.00	0.00	0.00	0.00	193,504.00	157,504.00
1150.52.171.5276000.0000.52102. Social Security (FICA)	0.00	0.00	0.00	0.00	380,451.00	329,113.00

	2021 Actuals	2022 Actuals	2023-2024 Budget	2023 Actuals	2025-2026 Requested	2025-2026 Final Budget
1150.52.171.5276000.0000.54709. Medical Waste Disposal	0.00	0.00	0.00	0.00	0.00	524.00
1150.52.171.5276000.0000.54725. Washington State Patrol Svcs	0.00	0.00	0.00	0.00	0.00	0.00
1150.52.171.5276000.0000.54727. EDC-800 MHZ User Fees	0.00	0.00	0.00	0.00	21,112.00	21,112.00
1150.52.171.5276000.0000.54729. Background Checks - WSP	0.00	0.00	0.00	0.00	2,000.00	2,000.00
1150.52.171.5276000.0000.54733. 800 MHZ System Upgrade	0.00	0.00	0.00	0.00	6,435.00	6,435.00
1150.52.171.5276000.0000.54802. Repair/Maintenance-Vehicle	0.00	0.00	0.00	0.00	1,268.00	0.00
1150.52.171.5276000.0000.54901. Association Dues	0.00	0.00	0.00	0.00	0.00	0.00
1150.52.171.5276000.0000.54905. Training	0.00	0.00	0.00	0.00	3,000.00	6,000.00
1150.52.171.5276000.0000.54906. Print/Bindery	0.00	0.00	0.00	0.00	0.00	0.00
1150.52.171.5276000.0000.54907. Other Misc Rentals/Fees	0.00	0.00	0.00	0.00	0.00	0.00
1150.52.171.5276000.0000.54908. Licenses & Special Fees	0.00	0.00	0.00	0.00	350.00	350.00
1150.52.171.5276000.0000.93201. Fuel Assessment	0.00	0.00	0.00	0.00	0.00	1,182.00
1150.52.171.5276000.0000.93581. IT Computer Repl Assessment	0.00	0.00	0.00	0.00	23,931.00	23,931.00
1150.52.171.5276000.0000.94191. IT Administration Assessments	0.00	0.00	0.00	0.00	195,953.00	195,953.00
1150.52.171.5276000.0000.94591. E R & R Replacement Assessment	0.00	0.00	0.00	0.00	16,647.00	16,647.00
1150.52.171.5276000.0000.94594. Building / Office Rent	0.00	0.00	0.00	0.00	5,710.00	5,710.00
1150.52.171.5276000.0000.94696. Workers Comp Assessments	0.00	0.00	0.00	0.00	187,439.00	187,439.00
1150.52.171.5276000.0000.94697. Insurance Mgmt Assessments	0.00	0.00	0.00	0.00	193,181.00	193,181.00
1150.52.171.5276000.0000.94699. Accumulated Leave Assessments	0.00	0.00	0.00	0.00	82,201.00	82,201.00
1150.52.171.5276000.0000.94894. E R & R Vehicle Maintenance	0.00	0.00	0.00	0.00	1,400.00	1,400.00
JC717800 - JC 171 Juvenile Facilities 1150.52.171.5278000.0000.51643.						

	2021 Actuals	2022 Actuals	2023-2024 Budget	2023 Actuals	2025-2026 Requested	2025-2026 Final Budget
Facilities Supervisor	0.00	0.00	0.00	0.00	171,264.00	0.00
1150.52.171.5278000.0000.52102.						
Social Security (FICA)	0.00	0.00	0.00	0.00	13,102.00	0.00
1150.52.171.5278000.0000.52103.						
Medical Insurance	0.00	0.00	0.00	0.00	32,372.00	0.00
1150.52.171.5278000.0000.52104.						
Retirement	0.00	0.00	0.00	0.00	16,321.00	0.00
1150.52.171.5278000.0000.52119.						
Paid Family Leave Act	0.00	0.00	0.00	0.00	373.00	0.00
1150.52.171.5278000.0000.53101.						
Supplies	0.00	0.00	0.00	0.00	0.00	0.00
1150.52.171.5278000.0000.53201.						
Vehicle Fuel	0.00	0.00	0.00	0.00	1,182.00	0.00
1150.52.171.5278000.0000.53501.						
Minor Equipment & Small Tools	0.00	0.00	0.00	0.00	0.00	0.00
1150.52.171.5278000.0000.54103.						
Professional Services	0.00	0.00	0.00	0.00	0.00	0.00
1150.52.171.5278000.0000.54701.						
Utilities	0.00	0.00	0.00	0.00	255,000.00	0.00
1150.52.171.5278000.0000.54801.						
Repair/Maintenance-Office	0.00	0.00	0.00	0.00	4,000.00	0.00
1150.52.171.5278000.0000.93581.						
IT Computer Repl Assessments	0.00	0.00	0.00	0.00	825.00	0.00
1150.52.171.5278000.0000.94191.						
IT Administration Assessments	0.00	0.00	0.00	0.00	8,165.00	0.00
1150.52.171.5278000.0000.94591.						
E R & R Replacement Assessment	0.00	0.00	0.00	0.00	0.00	0.00
1150.52.171.5278000.0000.94696.						
Workers Comp Assessments	0.00	0.00	0.00	0.00	5,513.00	0.00
1150.52.171.5278000.0000.94697.						
Insurance Mgmt Assessments	0.00	0.00	0.00	0.00	5,682.00	0.00
1150.52.171.5278000.0000.94699.						
Accumulated Leave Assessments	0.00	0.00	0.00	0.00	2,998.00	0.00
1150.52.171.5278000.0000.94894.						
E R & R Vehicle Maintenance	0.00	0.00	0.00	0.00	1,400.00	0.00
172 - Juvenile-Facilities						
JC724270 - JC Juvenile Services						
1150.94.172.5942700.0000.56401.						
Capital Outlay	15,941.15	152,594.15	0.00	5,239.34	75,000.00	0.00
JC727800 - JC 172 Juvenile Facilities						
1150.52.172.5278000.0000.51007.						
Maintenance Worker	0.00	0.00	0.00	0.00	54,990.00	54,990.00

	2021 Actuals	2022 Actuals	2023-2024 Budget	2023 Actuals	2025-2026 Requested	2025-2026 Final Budget
1150.52.172.5278000.0000.94191.						
IT Administration Assessments	0.00	0.00	0.00	0.00	0.00	8,165.00
1150.52.172.5278000.0000.94696.						
Workers Comp Assessments	0.00	0.00	0.00	0.00	0.00	5,513.00
1150.52.172.5278000.0000.94697.						
Insurance Mgmt Assessments	0.00	0.00	0.00	0.00	0.00	5,682.00
1150.52.172.5278000.0000.94699.						
Accumulated Leave Assessments	0.00	0.00	0.00	0.00	0.00	3,959.00
1150.52.172.5278000.0000.94894.						
E R & R Vehicle Maintenance	0.00	0.00	0.00	0.00	0.00	1,400.00
173 - Contract-Fee for Service						
JC734270 - JC 173 Juvenile Services						
1150.94.173.5942700.0000.56401.						
Capital Outlay	0.00	0.00	0.00	0.00	0.00	75,000.00
1150.94.173.5942700.0000.56410.						
Capital Outlay - Vehicles	53,991.88	0.00	100,000.00	29,346.79	0.00	95,000.00
JC737400 - JC Case Supervision						
1150.52.173.5274000.0000.51570.						
Legal Process Assistant I	0.00	17,144.20	98,484.00	19,927.98	106,306.00	0.00
1150.52.173.5274000.0000.51595.						
Detention Manager	0.00	64,212.00	0.00	0.00	0.00	0.00
1150.52.173.5274000.0000.51603.						
Probation Assistant Manager	45,942.00	23,655.00	17,304.00	52,678.00	9,912.00	9,912.00
1150.52.173.5274000.0000.51604.						
Counselor II	24,440.00	64,242.00	0.00	13,858.00	0.00	0.00
1150.52.173.5274000.0000.51605.						
Counselor I	38,787.00	25,757.97	73,224.00	48,708.39	79,644.00	79,644.00
1150.52.173.5274000.0000.51613.						
Accounting Assistant I	0.00	29,884.06	0.00	0.00	0.00	0.00
1150.52.173.5274000.0000.51621.						
Detention Officer	0.00	0.00	103,380.00	59,448.00	0.00	0.00
1150.52.173.5274000.0000.51644.						
Counselor I	55,992.00	61,064.00	134,412.00	68,028.00	129,606.00	129,606.00
1150.52.173.5274000.0000.51647.						
Counselor I	0.00	0.00	0.00	0.00	7,836.00	7,836.00
1150.52.173.5274000.0000.51653.						
Counselor I	0.00	0.00	0.00	0.00	0.00	0.00
1150.52.173.5274000.0000.51662.						
Detention Officer	0.00	0.00	0.00	0.00	0.00	0.00
1150.52.173.5274000.0000.51667.						
Counselor I	0.00	0.00	0.00	11,712.95	63,706.00	63,706.00
1150.52.173.5274000.0000.51668.						

	2021 Actuals	2022 Actuals	2023-2024 Budget	2023 Actuals	2025-2026 Requested	2025-2026 Final Budget
Counselor II	0.00	0.00	0.00	0.00	0.00	0.00
1150.52.173.5274000.0000.51680.						
Counselor I	22,164.00	51,230.91	113,976.00	6,285.00	128,493.00	128,493.00
1150.52.173.5274000.0000.51711.						
Counselor I	42,791.76	45,111.22	87,870.00	48,586.80	91,872.00	91,872.00
1150.52.173.5274000.0000.51714.						
Counselor I	33,246.00	35,427.00	73,224.00	37,710.00	79,965.00	79,965.00
1150.52.173.5274000.0000.51718.						
Legal Secretary II	0.00	0.00	0.00	0.00	0.00	55,032.00
1150.52.173.5274000.0000.51720.						
Counselor I	33,246.00	35,427.00	73,224.00	37,710.00	79,632.00	79,632.00
1150.52.173.5274000.0000.51721.						
Detention Assistant Manager	24,283.36	0.00	0.00	0.00	0.00	0.00
1150.52.173.5274000.0000.51905.						
Temporary Help	0.00	0.00	8,392.00	0.00	8,392.00	8,392.00
1150.52.173.5274000.0000.51911.						
Temporary Help-Clerical	26,114.69	0.00	60,866.00	0.00	60,866.00	60,866.00
1150.52.173.5274000.0000.51922.						
Judge Pro Tem (part-time)	0.00	696.60	30,198.00	5,056.07	30,198.00	30,198.00
1150.52.173.5274000.0000.51925.						
Overtime	0.00	0.00	0.00	6,999.01	0.00	0.00
1150.52.173.5274000.0000.51935.						
Holiday	0.00	0.00	0.00	3,507.92	0.00	0.00
1150.52.173.5274000.0000.52102.						
Social Security (FICA)	26,733.63	34,021.37	66,904.00	31,936.54	67,047.00	63,124.00
1150.52.173.5274000.0000.52103.						
Medical Insurance	53,475.91	75,969.92	143,496.00	72,730.97	188,237.00	160,099.00
1150.52.173.5274000.0000.52104.						
Retirement	39,820.36	47,171.85	85,519.00	42,266.64	83,524.00	78,637.00
1150.52.173.5274000.0000.52119.						
Paid Family Leave Act	514.57	753.94	1,923.00	913.34	1,910.00	1,798.00
1150.52.173.5274000.0000.53101.						
Supplies	1,562.24	5,625.12	47,642.00	4,380.72	47,642.00	47,642.00
1150.52.173.5274000.0000.53106.						
Operating Supplies	2,561.05	5,230.17	31,470.00	7,225.38	31,470.00	31,470.00
1150.52.173.5274000.0000.53130.						
Incentives	1,013.26	4,896.72	10,800.00	0.00	10,800.00	10,800.00
1150.52.173.5274000.0000.53201.						
Vehicle Fuel	1,787.55	3,039.69	12,850.00	4,655.48	12,850.00	0.00
1150.52.173.5274000.0000.53501.						
Minor Equipment & Small Tools	5,914.99	418.16	0.00	50.87	0.00	0.00
1150.52.173.5274000.0000.54101.						

	2021 Actuals	2022 Actuals	2023-2024 Budget	2023 Actuals	2025-2026 Requested	2025-2026 Final Budget
Legal Services	28,453.67	8,800.00	95,898.00	6,200.00	95,898.00	95,898.00
1150.52.173.5274000.0000.54103.						
Professional Services	31,872.67	18,798.96	332,292.00	12,940.68	332,292.00	332,292.00
1150.52.173.5274000.0000.54115.						
Recreation	0.00	0.00	500.00	0.00	500.00	500.00
1150.52.173.5274000.0000.54131.						
Security	0.00	0.00	4,416.00	0.00	4,416.00	4,416.00
1150.52.173.5274000.0000.54201.						
Postage	2,000.00	0.00	29,892.00	0.00	28,000.00	28,000.00
1150.52.173.5274000.0000.54202.						
Telephone	58.27	0.00	5,360.00	0.00	5,360.00	5,360.00
1150.52.173.5274000.0000.54301.						
Travel	115.00	0.00	19,986.00	0.00	19,986.00	19,986.00
1150.52.173.5274000.0000.54315.						
Meals	0.00	0.00	0.00	0.00	1,892.00	1,892.00
1150.52.173.5274000.0000.54503.						
Rentals-Office Equipment	0.00	543.07	0.00	0.00	0.00	0.00
1150.52.173.5274000.0000.54801.						
Repair/Maintenance-Office	521.25	0.00	18,940.00	0.00	18,940.00	18,940.00
1150.52.173.5274000.0000.54802.						
Repair/Maintenance-Vehicle	1,122.29	446.34	4,000.00	1,678.04	4,000.00	4,000.00
1150.52.173.5274000.0000.54805.						
Service/Maintenance Agreements	0.00	0.00	76,384.00	0.00	76,384.00	76,384.00
1150.52.173.5274000.0000.54901.						
Association Dues	0.00	225.00	2,128.00	0.00	2,128.00	2,128.00
1150.52.173.5274000.0000.54905.						
Training	0.00	135.00	5,028.00	0.00	5,028.00	5,028.00
1150.52.173.5274000.0000.54906.						
Print/Bindery	0.00	0.00	4,524.00	0.00	4,524.00	4,524.00
1150.52.173.5274000.0000.54907.						
Other Misc Rentals/Fees	0.00	661.71	0.00	18.99	0.00	0.00
1150.52.173.5274000.0000.93201.						
Fuel Assessment	0.00	0.00	0.00	0.00	0.00	8,662.00
1150.52.173.5274000.0000.94110.						
Administrative Costs	560.00	850.00	24,440.00	0.00	24,440.00	24,440.00
1150.52.173.5274000.0000.94191.						
IT Administration Assessments	6,504.00	6,507.00	28,377.00	14,188.56	32,659.00	32,659.00
1150.52.173.5274000.0000.94503.						
IT Supplemental Assessment	0.00	5,326.28	0.00	0.00	0.00	0.00
1150.52.173.5274000.0000.94696.						
Workers Comp Assessments	7,169.00	7,169.00	45,030.00	22,515.00	35,661.00	35,661.00
1150.52.173.5274000.0000.94697.						

	2021 Actuals	2022 Actuals	2023-2024 Budget	2023 Actuals	2025-2026 Requested	2025-2026 Final Budget
Insurance Mgmt Assessments 1150.52.173.5274000.0000.94699.	6,841.50	6,841.50	27,474.00	13,737.00	20,674.00	20,674.00
Accumulated Leave Assessments JC739100 - JC Suspense Disbursements 1150.58.173.5891000.0000.54900.	7,811.50	7,811.50	15,305.00	7,652.52	15,337.00	15,337.00
Miscellaneous	0.00	0.00	0.00	0.00	0.00	0.00
174 - Grant-Reimbursement						
JC747400 - JC Case Supervision 1150.52.174.5274000.0000.51140.						
Counselor I 1150.52.174.5274000.0000.51595.	66,492.00	47,343.00	0.00	0.00	0.00	0.00
Detention Manager 1150.52.174.5274000.0000.51606.	7,657.00	0.00	0.00	0.00	0.00	0.00
Counselor I 1150.52.174.5274000.0000.51608.	0.00	0.00	0.00	0.00	0.00	0.00
Legal Secretary I 1150.52.174.5274000.0000.51647.	0.00	12,792.78	33,758.00	30,585.00	41,280.00	41,280.00
Counselor I 1150.52.174.5274000.0000.51653.	66,492.00	58,255.00	73,224.00	54,341.08	15,660.00	15,660.00
Counselor I 1150.52.174.5274000.0000.51654.	0.00	0.00	109,104.00	59,086.00	122,104.00	122,104.00
Counselor I 1150.52.174.5274000.0000.51667.	66,492.00	70,064.00	146,448.00	48,901.14	129,606.00	129,606.00
Counselor I 1150.52.174.5274000.0000.51668.	65,173.00	17,121.00	146,448.00	34,417.85	0.00	0.00
Counselor II 1150.52.174.5274000.0000.51669.	73,320.00	56,167.94	132,408.00	63,297.93	110,601.00	110,601.00
Counselor II 1150.52.174.5274000.0000.51670.	73,320.00	77,264.00	161,472.00	83,148.00	175,560.00	175,560.00
Counselor I 1150.52.174.5274000.0000.51676.	59,638.00	53,648.00	143,166.00	75,420.00	159,264.00	159,264.00
Counselor I 1150.52.174.5274000.0000.51677.	0.00	0.00	0.00	0.00	127,379.00	127,379.00
Probation Manager 1150.52.174.5274000.0000.51713.	0.00	24,787.00	64,920.00	27,855.00	22,944.00	22,944.00
Counselor I 1150.52.174.5274000.0000.51728.	0.00	0.00	0.00	0.00	98,848.00	98,848.00
Probation Assistant Manager 1150.52.174.5274000.0000.51739.	81,432.65	37,278.97	84,144.00	56,249.00	67,192.00	67,192.00
Counselor II 1150.52.174.5274000.0000.51747.	54,990.00	51,764.86	96,888.00	55,412.01	101,819.00	101,819.00
Budget and Finance Analyst	5,931.01	0.00	0.00	0.00	0.00	0.00

	2021 Actuals	2022 Actuals	2023-2024 Budget	2023 Actuals	2025-2026 Requested	2025-2026 Final Budget	
1150.52.174.5274000.0000.94191.							
IT Administration Assessments	0.00	0.00	0.00	0.00	0.00	0.00	
1150.52.174.5274000.0000.94696.							
Workers Comp Assessments	7,011.50	7,011.50	22,218.00	11,109.00	37,324.00	37,324.00	
1150.52.174.5274000.0000.94697.							
Insurance Mgmt Assessments	8,744.00	8,744.00	31,146.00	15,573.00	47,060.00	47,060.00	
1150.52.174.5274000.0000.94699.							
Accumulated Leave Assessments	10,383.50	10,383.50	20,885.00	10,442.52	20,514.00	20,514.00	
1160 - Inmate Benevolence Fund							2,800,412.00
000 - No Department							
IB523600 - IB Care and Custody of Prisoners							
1160.52.000.5236000.0000.51611.							
Custody Officer	62,712.00	5,415.00	0.00	0.00	0.00	0.00	
1160.52.000.5236000.0000.51742.							
Jail Records Clerk	42,977.44	45,724.00	96,303.00	47,382.93	109,444.00	109,444.00	
1160.52.000.5236000.0000.51749.							
Jail Records Clerk	52,344.00	34,327.55	88,113.00	35,135.90	98,451.00	98,451.00	
1160.52.000.5236000.0000.51768.							
Jail Records Clerk	0.00	0.00	87,348.00	46,412.00	118,752.00	118,752.00	
1160.52.000.5236000.0000.51769.							
Custody Officer	0.00	0.00	155,808.00	76,908.00	158,280.00	158,280.00	
1160.52.000.5236000.0000.51777.							
Custody Officer	0.00	0.00	155,112.00	77,224.61	159,816.00	159,816.00	
1160.52.000.5236000.0000.51779.							
Custody Officer	0.00	0.00	157,560.00	76,636.36	157,320.00	157,320.00	
1160.52.000.5236000.0000.51780.							
Custody Officer	0.00	0.00	156,600.00	44,304.32	126,742.00	126,742.00	
1160.52.000.5236000.0000.51905.							
Temporary Help	0.00	0.00	50,000.00	0.00	50,000.00	50,000.00	
1160.52.000.5236000.0000.51925.							
Overtime	75.78	166.26	1,000.00	27.73	1,000.00	1,000.00	
1160.52.000.5236000.0000.51935.							
Holiday	4,297.98	2,656.12	25,330.00	18,297.02	25,330.00	25,330.00	
1160.52.000.5236000.0000.51956.							
Corrections Pastoral Counselor	0.00	0.00	62,400.00	59,274.00	175,932.00	175,932.00	
1160.52.000.5236000.0000.51957.							
Corrections Pastoral Counselor	375.00	0.00	62,400.00	0.00	0.00	0.00	
1160.52.000.5236000.0000.52102.							
Social Security (FICA)	12,120.15	6,638.34	83,999.00	35,435.00	90,352.00	90,352.00	
1160.52.000.5236000.0000.52103.							
Medical Insurance	43,466.49	24,991.08	218,760.00	115,092.06	262,957.00	262,957.00	
1160.52.000.5236000.0000.52104.							

	2021 Actuals	2022 Actuals	2023-2024 Budget	2023 Actuals	2025-2026 Requested	2025-2026 Final Budget
Retirement 1160.52.000.5236000.0000.52119.	18,662.86	9,100.70	108,447.00	48,171.70	116,926.00	116,926.00
Paid Family Leave Act 1160.52.000.5236000.0000.53106.	240.65	146.45	2,418.00	1,046.45	2,574.00	2,574.00
Operating Supplies 1160.52.000.5236000.0000.53107.	2,082.75	7,368.73	10,000.00	21,941.28	10,000.00	10,000.00
Education/Recreation Supplies 1160.52.000.5236000.0000.53135.	608.12	814.32	42,000.00	0.00	42,000.00	42,000.00
Maintenance/Repair Supplies 1160.52.000.5236000.0000.53408.	0.00	0.00	4,000.00	0.00	4,000.00	4,000.00
Commissary 1160.52.000.5236000.0000.53501.	0.00	0.00	0.00	0.00	0.00	0.00
Minor Equipment & Small Tools 1160.52.000.5236000.0000.54102.	0.00	0.00	3,500.00	552.17	3,500.00	3,500.00
Contract Services 1160.52.000.5236000.0000.54103.	360,952.59	301,995.43	850,826.00	329,435.82	850,826.00	850,826.00
Professional Services 1160.52.000.5236000.0000.94696.	7,387.19	9,823.89	46,500.00	12,033.30	46,500.00	46,500.00
Workers Comp Assessments 1160.52.000.5236000.0000.94697.	968.50	968.50	7,336.00	3,668.04	38,439.00	38,439.00
Insurance Mgmt Assessments 1160.52.000.5236000.0000.94699.	14,441.50	14,441.50	0.00	0.00	130,603.00	130,603.00
Accumulated Leave Assessments	3,288.50	3,288.50	19,215.00	9,607.56	20,668.00	20,668.00
1200 - Crime Victim Comp						876,591.00
000 - No Department						
CV157010 - CV Crime Victim Services						
1200.51.000.5157010.0000.51175.						
Temporary Help	0.00	0.00	0.00	0.00	0.00	0.00
1200.51.000.5157010.0000.51348.						
Victim Witness Supervisor	57,043.00	60,812.00	128,086.00	58,142.03	189,015.00	189,015.00
1200.51.000.5157010.0000.51631.						
Victim Witness Coordinator	0.00	0.00	126,768.00	42,057.35	147,858.00	147,858.00
1200.51.000.5157010.0000.51684.						
Legal Secretary I	37,881.00	40,098.39	95,823.00	46,767.83	101,526.00	101,526.00
1200.51.000.5157010.0000.51686.						
Legal Secretary I	32,350.76	37,808.58	93,652.00	44,433.66	109,049.00	109,049.00
1200.51.000.5157010.0000.51925.						
Overtime	0.00	0.00	0.00	0.00	0.00	0.00
1200.51.000.5157010.0000.52102.						
Social Security (FICA)	9,597.85	10,462.01	33,991.00	14,722.06	41,880.00	41,880.00
1200.51.000.5157010.0000.52103.						
Medical Insurance	43,500.00	41,696.00	114,692.00	51,757.20	119,578.00	119,578.00

	2021 Actuals	2022 Actuals	2023-2024 Budget	2023 Actuals	2025-2026 Requested	2025-2026 Final Budget
1200.51.000.5157010.0000.52104. Retirement	14,820.57	14,209.78	45,553.00	18,784.29	52,172.00	52,172.00
1200.51.000.5157010.0000.52119. Paid Family Leave Act	188.14	229.05	978.00	415.80	1,193.00	1,193.00
1200.51.000.5157010.0000.53101. Supplies	0.00	0.00	16,500.00	0.00	16,500.00	16,500.00
1200.51.000.5157010.0000.53501. Minor Equipment & Small Tools	0.00	0.00	0.00	0.00	0.00	0.00
1200.51.000.5157010.0000.54103. Professional Services	0.00	0.00	24,447.00	3,468.31	24,447.00	24,447.00
1200.51.000.5157010.0000.54109. Witness Fees	0.00	0.00	9,853.00	0.00	9,853.00	9,853.00
1200.51.000.5157010.0000.54167. Emergency Victim Assistance	0.00	0.00	1,994.00	0.00	1,994.00	1,994.00
1200.51.000.5157010.0000.54201. Postage	0.00	0.00	11,853.00	0.00	11,853.00	11,853.00
1200.51.000.5157010.0000.54202. Telephone	0.00	0.00	5,597.00	0.00	5,597.00	5,597.00
1200.51.000.5157010.0000.54901. Association Dues	0.00	0.00	999.00	0.00	999.00	999.00
1200.51.000.5157010.0000.54905. Training	0.00	0.00	4,482.00	0.00	4,482.00	4,482.00
1200.51.000.5157010.0000.93581. IT Computer Repl Assessments	0.00	0.00	0.00	0.00	0.00	0.00
1200.51.000.5157010.0000.94191. IT Administration Assessments	0.00	0.00	0.00	0.00	0.00	0.00
1200.51.000.5157010.0000.94594. Building / Office Rent	3,402.00	3,402.00	6,496.00	3,248.04	6,562.00	6,562.00
1200.51.000.5157010.0000.94696. Workers Comp Assessments	1,374.00	1,374.00	2,056.00	1,028.04	2,423.00	2,423.00
1200.51.000.5157010.0000.94697. Insurance Mgmt Assessments	4,482.00	4,482.00	11,606.00	5,802.96	20,030.00	20,030.00
1200.51.000.5157010.0000.94699. Accumulated Leave Assessments	2,371.00	2,371.00	5,557.00	2,778.48	9,580.00	9,580.00
1240 - Event Center						2,428,541.00
000 - No Department						
FG575400 - FG Fairgrounds						
1240.57.000.5754000.0000.51532. Event Center Maint Worker	53,700.00	57,252.00	120,588.00	61,032.00	137,016.00	137,016.00
1240.57.000.5754000.0000.51551. Event Coordinator	73,836.00	50,696.00	0.00	0.00	0.00	0.00
1240.57.000.5754000.0000.51555.						

	2021 Actuals	2022 Actuals	2023-2024 Budget	2023 Actuals	2025-2026 Requested	2025-2026 Final Budget
Event Center Maint Worker 1240.57.000.5754000.0000.51602.	50,652.00	53,094.54	112,255.00	52,025.10	116,052.00	116,052.00
Event Center Manager 1240.57.000.5754000.0000.51610.	0.00	41,348.00	248,088.00	127,776.00	263,208.00	263,208.00
Event/Sales Specialist 1240.57.000.5754000.0000.51614.	0.00	22,329.00	184,896.00	92,796.00	196,128.00	196,128.00
Finance/Sales Specialist 1240.57.000.5754000.0000.51837.	0.00	14,104.25	184,896.00	95,208.00	196,128.00	196,128.00
Event Center Maint Worker 1240.57.000.5754000.0000.51905.	0.00	0.00	0.00	0.00	107,400.00	0.00
Temporary Help 1240.57.000.5754000.0000.51925.	0.00	0.00	5,000.00	0.00	36,261.00	5,000.00
Overtime 1240.57.000.5754000.0000.51931.	2,719.07	851.55	5,000.00	1,320.34	5,000.00	5,000.00
Pager Pay 1240.57.000.5754000.0000.52102.	1,960.00	840.00	3,500.00	0.00	3,500.00	3,500.00
Social Security (FICA) 1240.57.000.5754000.0000.52103.	13,969.16	18,385.83	66,113.00	32,900.41	78,644.00	70,535.00
Medical Insurance 1240.57.000.5754000.0000.52104.	51,798.60	58,340.80	170,355.00	86,857.40	211,991.00	176,472.00
Retirement 1240.57.000.5754000.0000.52105.	21,228.55	24,813.50	88,583.00	42,737.55	97,972.00	87,870.00
Uniforms & Accessories 1240.57.000.5754000.0000.52119.	0.00	0.00	0.00	0.00	0.00	0.00
Paid Family Leave Act 1240.57.000.5754000.0000.53101.	270.47	406.38	1,904.00	934.95	2,234.00	2,009.00
Supplies 1240.57.000.5754000.0000.53108.	8,328.70	473.56	108,583.00	6,399.13	108,583.00	108,583.00
Janitorial Supplies 1240.57.000.5754000.0000.53117.	2,576.91	1,330.56	0.00	1,539.98	8,000.00	8,000.00
Chemicals 1240.57.000.5754000.0000.53120.	460.29	8,460.55	0.00	9,453.68	20,000.00	20,000.00
Ground Keeping Supplies 1240.57.000.5754000.0000.53135.	5,043.48	3,508.76	0.00	0.00	0.00	0.00
Maintenance/Repair Supplies 1240.57.000.5754000.0000.53201.	21,802.36	22,897.05	47,079.00	1,011.88	47,079.00	47,079.00
Vehicle Fuel 1240.57.000.5754000.0000.53501.	2,144.68	1,992.22	2,500.00	2,216.29	20,000.00	0.00
Minor Equipment & Small Tools 1240.57.000.5754000.0000.53503.	0.00	9,023.69	6,720.00	1,659.15	3,720.00	3,720.00
Computer Software 1240.57.000.5754000.0000.53508.	0.00	2,972.13	0.00	851.13	0.00	0.00

	2021 Actuals	2022 Actuals	2023-2024 Budget	2023 Actuals	2025-2026 Requested	2025-2026 Final Budget
IT Computer Replt Assessments 1240.57.000.5754000.0000.94191.	6,572.00	6,573.00	5,292.00	2,646.00	18,114.00	18,114.00
IT Administration Assessments 1240.57.000.5754000.0000.94193.	8,748.00	8,750.00	43,452.00	21,726.00	68,291.00	65,651.00
E R & R Fund Services 1240.57.000.5754000.0000.94198.	961.14	0.00	0.00	0.00	0.00	0.00
Road Fund Services 1240.57.000.5754000.0000.94503.	0.00	185.92	0.00	3,143.64	0.00	0.00
IT Supplemental Assessment 1240.57.000.5754000.0000.94591.	0.00	0.00	0.00	1,969.80	0.00	0.00
E R & R Replacement Assessment 1240.57.000.5754000.0000.94696.	9,544.00	9,544.00	16,440.00	8,220.00	24,096.00	24,096.00
Workers Comp Assessments 1240.57.000.5754000.0000.94697.	7,925.50	7,925.50	729.00	364.56	20,415.00	20,415.00
Insurance Mgmt Assessments 1240.57.000.5754000.0000.94699.	3,538.00	3,538.00	5,143.00	2,571.48	35,477.00	35,477.00
Accumulated Leave Assessments 1240.57.000.5754000.0000.94894.	3,347.00	3,347.00	15,124.00	7,562.04	16,136.00	16,136.00
E R & R Vehicle Maintenance FG594751 - FG Capital Fairgrounds Improve 1240.94.000.5947510.0000.56401.	8,500.00	8,500.00	42,204.00	21,102.00	57,100.00	57,100.00
Capital Outlay	0.00	0.00	0.00	0.00	0.00	0.00
1260 - Sheriff Investigative Fund						402,424.00
000 - No Department						
SI521210 - SI Investigation						
Social Security (FICA) 1260.52.000.5212100.0000.52102.	0.00	0.00	0.00	0.00	0.00	0.00
Uniforms & Accessories 1260.52.000.5212100.0000.52105.	0.00	0.00	12,000.00	0.00	12,000.00	12,000.00
Operating Supplies 1260.52.000.5212100.0000.53106.	0.00	0.00	35,000.00	94.93	35,000.00	35,000.00
Vehicle Fuel 1260.52.000.5212100.0000.53201.	301.40	0.00	20,000.00	0.00	20,000.00	0.00
Minor Equipment & Small Tools 1260.52.000.5212100.0000.53501.	610.28	24,818.86	50,000.00	19,576.87	50,000.00	70,000.00
Minor Equip - Grant 1260.52.000.5212100.0000.53502.	0.00	0.00	12,500.00	0.00	12,500.00	12,500.00
Minor Equip - JAG Grant 1260.52.000.5212100.0000.53504.	0.00	0.00	4,000.00	0.00	4,000.00	4,000.00
Computer Replacement 1260.52.000.5212100.0000.53508.	0.00	0.00	0.00	0.00	0.00	0.00
1260.52.000.5212100.0000.54102.						

	2021 Actuals	2022 Actuals	2023-2024 Budget	2023 Actuals	2025-2026 Requested	2025-2026 Final Budget
Contract Services	0.00	0.00	19,575.00	61,243.75	19,575.00	19,575.00
1260.52.000.5212100.0000.54103.						
Professional Services	0.00	0.00	0.00	0.00	0.00	0.00
1260.52.000.5212100.0000.54124.						
Professional Services	0.00	0.00	5,000.00	0.00	5,000.00	5,000.00
1260.52.000.5212100.0000.54301.						
Travel	0.00	0.00	70,000.00	3,363.21	70,000.00	70,000.00
1260.52.000.5212100.0000.54315.						
Meals	0.00	0.00	0.00	0.00	0.00	0.00
1260.52.000.5212100.0000.54400.						
Taxes & Operating Assessments	426.19	14.00	0.00	0.00	0.00	0.00
1260.52.000.5212100.0000.54503.						
Rentals-Office Equipment	0.00	0.00	0.00	0.00	0.00	0.00
1260.52.000.5212100.0000.54509.						
Rentals	2,160.00	0.00	20,000.00	0.00	20,000.00	20,000.00
1260.52.000.5212100.0000.54603.						
Insurance	0.00	0.00	15,000.00	0.00	15,000.00	15,000.00
1260.52.000.5212100.0000.54732.						
Investigations	0.00	0.00	5,400.00	0.00	5,400.00	5,400.00
1260.52.000.5212100.0000.54744.						
Crime Stopprs Adm Fee Kennewck	0.00	0.00	9,000.00	0.00	9,000.00	9,000.00
1260.52.000.5212100.0000.54802.						
Repair/Maintenance-Vehicle	5,021.51	0.00	20,000.00	15,580.26	20,000.00	20,000.00
1260.52.000.5212100.0000.54905.						
Training	1,000.00	0.00	81,412.00	14,509.00	90,365.00	90,365.00
1260.52.000.5212100.0000.54908.						
Licenses & Special Fees	0.00	50.06	10,000.00	418.50	10,000.00	10,000.00
1260.52.000.5212100.0000.94894.						
E R & R Vehicle Maintenance	1,820.52	1,820.48	3,641.00	1,820.52	4,584.00	4,584.00
SI594210 - SI Law Enforcement						
1260.94.000.5942100.0000.56401.						
Capital Outlay	0.00	0.00	50,000.00	35,121.66	0.00	0.00
1270 - Boating Safety & Patrol Fund						265,468.00
000 - No Department						
BS521220 - BS Boat Patrol						
1270.52.000.5212200.0000.51925.						
Overtime	2,119.04	411.89	20,000.00	10,016.85	30,000.00	30,000.00
1270.52.000.5212200.0000.52102.						
Social Security (FICA)	160.29	31.08	1,530.00	763.92	2,530.00	2,530.00
1270.52.000.5212200.0000.52103.						
Medical Insurance	34.57	8.71	0.00	207.62	0.00	0.00
1270.52.000.5212200.0000.52104.						

	2021 Actuals	2022 Actuals	2023-2024 Budget	2023 Actuals	2025-2026 Requested	2025-2026 Final Budget
Retirement 1270.52.000.5212200.0000.52119.	112.32	21.83	1,086.00	531.67	1,060.00	1,060.00
Paid Family Leave Act 1270.52.000.5212200.0000.53106.	3.11	0.66	44.00	21.72	44.00	44.00
Operating Supplies 1270.52.000.5212200.0000.53135.	3,083.20	4,425.36	15,000.00	3,515.68	15,000.00	15,000.00
Maintenance/Repair Supplies 1270.52.000.5212200.0000.53201.	313.84	451.66	15,000.00	0.00	15,000.00	15,000.00
Vehicle Fuel 1270.52.000.5212200.0000.53501.	8,921.26	12,815.44	30,000.00	18,998.26	30,000.00	0.00
Minor Equipment & Small Tools 1270.52.000.5212200.0000.54102.	0.00	0.00	30,000.00	0.00	19,000.00	19,000.00
Contract Services 1270.52.000.5212200.0000.54301.	0.00	0.00	0.00	3,001.38	0.00	0.00
Travel 1270.52.000.5212200.0000.54315.	0.00	142.51	11,500.00	0.00	4,800.00	4,800.00
Meals 1270.52.000.5212200.0000.54508.	0.00	0.00	0.00	0.00	0.00	0.00
Rentals-Large Equipment 1270.52.000.5212200.0000.54509.	0.00	35,000.00	0.00	0.00	0.00	0.00
Rentals 1270.52.000.5212200.0000.54802.	1,356.32	1,387.44	4,000.00	793.56	4,000.00	4,000.00
Repair/Maintenance-Vehicle 1270.52.000.5212200.0000.54905.	41.20	5,436.42	25,000.00	2,978.69	25,000.00	25,000.00
Training 1270.52.000.5212200.0000.54907.	0.00	0.00	16,000.00	0.00	16,000.00	16,000.00
Other Misc Rentals/Fees 1270.52.000.5212200.0000.54919.	0.00	0.00	0.00	12,436.00	0.00	0.00
Dive Rescue 1270.52.000.5212200.0000.93201.	6,500.00	6,500.00	13,000.00	0.00	13,000.00	13,000.00
Fuel Assessment 1270.52.000.5212200.0000.94198.	0.00	0.00	0.00	0.00	0.00	30,000.00
Road Fund Services 1270.52.000.5212200.0000.94894.	0.00	0.00	0.00	0.00	0.00	0.00
E R & R Vehicle Maintenance BS594210 - BS Law Enforcement 1270.94.000.5942100.0000.56401.	35,756.00	35,756.00	71,512.00	35,756.04	90,034.00	90,034.00
Capital Outlay	0.00	0.00	50,000.00	0.00	0.00	0.00
1280 - Treasurers Service Fund						3,700.00

000 - No Department

TS514220 - TS Fiduciary Services
1280.51.000.5142200.0000.53101.

	2021 Actuals	2022 Actuals	2023-2024 Budget	2023 Actuals	2025-2026 Requested	2025-2026 Final Budget	
Supplies 1280.51.000.5142200.0000.54103.	0.00	0.00	3,105.00	0.00	3,100.00	3,100.00	
Professional Services	0.00	0.00	600.00	0.00	600.00	600.00	
1290 - Reet Technology							98,000.00
000 - No Department							
RT514240 - RT Tax Assessment Services 1290.51.000.5142400.0000.54102.							
Contract Services	0.00	0.00	0.00	0.00	0.00	0.00	
1290.51.000.5142400.0000.54103.							
Professional Services	49,125.00	28,000.00	0.00	31,609.00	50,000.00	50,000.00	
1290.51.000.5142400.0000.94191.							
IT Administration Assessments	0.00	0.00	48,000.00	24,000.00	48,000.00	48,000.00	
RT594140 - RT Financial Recording & Elect 1290.94.000.5941400.0000.56430.							
Capital Software	0.00	2,810.57	50,000.00	0.00	0.00	0.00	
1300 - Real Estate Excise Tax							8,200,000.00
000 - No Department							
RE575401 - RE Fairgrounds Improvements 1300.57.000.5754010.0000.53508.							
Computer Replacement	0.00	0.00	0.00	10,559.12	0.00	0.00	
1300.57.000.5754010.0000.54103.							
Professional Services	27,500.00	86,885.00	5,861,150.00	122,130.95	6,359,000.00	6,359,000.00	
1300.57.000.5754010.0000.94198.							
Road Fund Services	0.00	0.00	0.00	17,977.84	0.00	0.00	
RE594751 - RE Capital Fairgrounds Improve 1300.94.000.5947510.0000.56201.							
Buildings	0.00	0.00	0.00	176,990.84	805,000.00	805,000.00	
1300.94.000.5947510.0000.56401.							
Capital Outlay	0.00	0.00	1,605,000.00	6,943.05	800,000.00	800,000.00	
RE597100 - RE Operating Transfer Out 1300.97.000.5971000.0000.50030.							
T/O to Health Bldg Bond	160,151.00	159,697.00	233,850.00	116,925.00	236,000.00	236,000.00	
1310 - Probation Assessment							-
000 - No Department							
PA512410 - PA Probation Services 1310.51.000.5124100.0000.51148.							
Legal Process Assistant II	0.00	0.00	0.00	0.00	0.00	0.00	
1310.51.000.5124100.0000.51277.							
Administrator	0.00	0.00	0.00	0.00	0.00	0.00	
1310.51.000.5124100.0000.51294.							
Assistant Administrator	0.00	0.00	0.00	0.00	0.00	0.00	
1310.51.000.5124100.0000.51297.							

	2021 Actuals	2022 Actuals	2023-2024 Budget	2023 Actuals	2025-2026 Requested	2025-2026 Final Budget
Probation Officer	0.00	0.00	0.00	0.00	0.00	0.00
1310.51.000.5124100.0000.51298.						
Legal Process Assistant III	0.00	0.00	0.00	0.00	0.00	0.00
1310.51.000.5124100.0000.51832.						
Legal Process Assistant III	0.00	0.00	0.00	0.00	0.00	0.00
1310.51.000.5124100.0000.51925.						
Overtime	0.00	0.00	0.00	0.00	0.00	0.00
1310.51.000.5124100.0000.52102.						
Social Security (FICA)	0.00	0.00	0.00	0.00	0.00	0.00
1310.51.000.5124100.0000.52103.						
Medical Insurance	0.00	0.00	0.00	0.00	0.00	0.00
1310.51.000.5124100.0000.52104.						
Retirement	0.00	0.00	0.00	0.00	0.00	0.00
1310.51.000.5124100.0000.52119.						
Paid Family Leave Act	0.00	0.00	0.00	0.00	0.00	0.00
1310.51.000.5124100.0000.53101.						
Supplies	0.00	0.00	0.00	0.00	0.00	0.00
1310.51.000.5124100.0000.53501.						
Minor Equipment & Small Tools	0.00	0.00	0.00	0.00	0.00	0.00
1310.51.000.5124100.0000.54103.						
Professional Services	0.00	0.00	0.00	0.00	0.00	0.00
1310.51.000.5124100.0000.54201.						
Postage	0.00	0.00	0.00	0.00	0.00	0.00
1310.51.000.5124100.0000.54301.						
Travel	0.00	0.00	0.00	0.00	0.00	0.00
1310.51.000.5124100.0000.54503.						
Rentals-Office Equipment	0.00	0.00	0.00	0.00	0.00	0.00
1310.51.000.5124100.0000.54725.						
Washington State Patrol Svcs	0.00	0.00	0.00	0.00	0.00	0.00
1310.51.000.5124100.0000.54901.						
Association Dues	0.00	0.00	0.00	0.00	0.00	0.00
1310.51.000.5124100.0000.54905.						
Training	0.00	0.00	0.00	0.00	0.00	0.00
1310.51.000.5124100.0000.54906.						
Print/Bindery	0.00	0.00	0.00	0.00	0.00	0.00
1310.51.000.5124100.0000.55114.						
Washington State Patrol Svcs	0.00	0.00	0.00	0.00	0.00	0.00
1310.51.000.5124100.0000.93581.						
IT Computer Replt Assessments	0.00	0.00	0.00	0.00	0.00	0.00
1310.51.000.5124100.0000.94191.						
IT Administration Assessments	0.00	0.00	0.00	0.00	0.00	0.00
1310.51.000.5124100.0000.94594.						

	2021 Actuals	2022 Actuals	2023-2024 Budget	2023 Actuals	2025-2026 Requested	2025-2026 Final Budget
Building / Office Rent	0.00	0.00	0.00	0.00	0.00	0.00
1310.51.000.5124100.0000.94696.						
Workers Comp Assessments	0.00	0.00	0.00	0.00	0.00	0.00
1310.51.000.5124100.0000.94697.						
Insurance Mgmt Assessments	0.00	0.00	0.00	0.00	0.00	0.00
1310.51.000.5124100.0000.94699.						
Accumulated Leave Assessments	0.00	0.00	0.00	0.00	0.00	0.00
PA597100 - PA Operating Transfer Out						
1310.97.000.5971000.0000.50005.						
T/O to Current Expense	0.00	0.00	0.00	0.00	0.00	0.00
1320 - Central Services Replacement						2,258,093.00
000 - No Department						
CS518400 - CS Purchasing Services						
1320.51.000.5184000.0000.53508.						
Computer Replacement	211,091.91	371,780.20	2,099,794.00	450,497.31	1,599,794.00	1,599,794.00
1320.51.000.5184000.0000.54103.						
Professional Services	0.00	0.00	0.00	0.00	0.00	0.00
1320.51.000.5184000.0000.54805.						
Service/Maintenance Agreements	44,265.94	0.00	0.00	0.00	0.00	0.00
CS594180 - CS Centralized/General Service						
1320.94.000.5941800.0000.56408.						
Computer Replacement	324,283.15	0.00	158,299.00	401,778.37	658,299.00	658,299.00
CS597100 - CS Operating Transfer Out						
1320.97.000.5971000.0000.50009.						
T/O to Election Reserve	0.00	0.00	55,329.00	55,329.00	0.00	0.00
1320.97.000.5971000.0000.50017.						
T/O to Capital Project Fund	510,408.00	0.00	0.00	0.00	0.00	0.00
1330 - 1/10% Cj Jail-Juvenile						38,653,204.00
000 - No Department						
CJ523200 - CJ Correctional Institutions						
1330.52.000.5232000.0000.54103.						
Professional Services	0.00	0.00	741,400.00	0.00	741,400.00	741,400.00
1330.52.000.5232000.0000.54189.						
Contingency	0.00	0.00	19,455,500.00	0.00	19,455,500.00	15,864,347.00
CJ523500 - CJ Jail Facility Repair & Main						
1330.52.000.5235000.0000.54822.						
Repair/Maintenance-Building	290,967.24	0.00	506,250.00	0.00	506,250.00	506,250.00
1330.52.000.5235000.0000.94116.						
Capital Fund Services	0.00	0.00	0.00	0.00	0.00	0.00
1330.52.000.5235000.0000.94198.						
Road Fund Services	0.00	0.00	0.00	0.00	0.00	0.00
CJ527100 - CJ Juvenile Admin						

	2021 Actuals	2022 Actuals	2023-2024 Budget	2023 Actuals	2025-2026 Requested	2025-2026 Final Budget
1330.52.000.5271000.0000.53501. Minor Equipment & Small Tools CJ594230 - CJ Detention/Correction	0.00	5,640.12	0.00	0.00	0.00	0.00
1330.94.000.5942300.0000.56401. Capital Outlay	24,228.66	0.00	2,057,850.00	12,473.28	9,500,000.00	9,500,000.00
1330.94.000.5942300.0000.56406. Jail Capital (OPTO) CJ597100 - CJ Operating Transfer Out	0.00	0.00	0.00	0.00	0.00	0.00
1330.97.000.5971000.0000.50005. T/O to Current Expense	1,395,000.00	0.00	2,790,000.00	1,395,000.00	2,790,000.00	6,886,723.00
1330.97.000.5971000.0000.50007. T/O to Juvenile	1,744,374.14	2,235,800.00	4,994,268.00	415,074.00	4,860,832.00	5,154,484.00
1350 - Sustainable Development						1,723,341.00
000 - No Department						
SD554910 - SD Other Environmental Service						
1350.55.000.5549100.0000.54103. Professional Services	42,887.37	125,419.15	900,000.00	40,983.80	900,000.00	900,000.00
SD558701 - SD Economic Development						
1350.55.000.5587010.0000.51652. Communications Coordinator	34,962.12	34,516.85	65,959.00	25,297.98	84,992.00	84,992.00
1350.55.000.5587010.0000.51731. Sustainable Dev Coordinator	104,040.00	107,160.00	214,320.00	110,376.00	227,376.00	227,376.00
1350.55.000.5587010.0000.52102. Social Security (FICA)	10,633.72	10,838.15	21,441.00	10,372.47	23,896.00	23,896.00
1350.55.000.5587010.0000.52103. Medical Insurance	25,899.30	24,737.44	47,699.00	23,164.60	52,942.00	52,942.00
1350.55.000.5587010.0000.52104. Retirement	16,138.19	14,586.75	28,729.00	13,444.61	29,769.00	29,769.00
1350.55.000.5587010.0000.52119. Paid Family Leave Act	205.57	234.25	617.00	294.86	681.00	681.00
1350.55.000.5587010.0000.53101. Supplies	121.35	1,786.89	1,000.00	23.67	1,000.00	1,000.00
1350.55.000.5587010.0000.53201. Vehicle Fuel	203.62	276.35	2,000.00	594.14	2,000.00	0.00
1350.55.000.5587010.0000.53501. Minor Equipment & Small Tools	0.00	0.00	1,000.00	0.00	1,000.00	1,000.00
1350.55.000.5587010.0000.53503. Computer Software	0.00	0.00	500.00	0.00	500.00	500.00
1350.55.000.5587010.0000.53508. Computer Replacement	0.00	0.00	510.00	0.00	510.00	510.00
1350.55.000.5587010.0000.54102. Contract Services	768.75	74,999.99	210,000.00	83,333.30	210,000.00	210,000.00

	2021 Actuals	2022 Actuals	2023-2024 Budget	2023 Actuals	2025-2026 Requested	2025-2026 Final Budget
1350.55.000.5587010.0000.54103.						
Professional Services	485.64	25,827.90	2,000.00	17,828.76	2,000.00	2,000.00
1350.55.000.5587010.0000.54112.						
Economic Development	0.00	0.00	57,000.00	0.00	57,000.00	57,000.00
1350.55.000.5587010.0000.54201.						
Postage	0.00	10.00	250.00	0.00	250.00	250.00
1350.55.000.5587010.0000.54202.						
Telephone	0.00	0.00	0.00	0.00	0.00	0.00
1350.55.000.5587010.0000.54301.						
Travel	201.30	4,234.56	12,750.00	3,744.46	15,250.00	15,250.00
1350.55.000.5587010.0000.54304.						
Registration Fees	625.00	1,090.00	5,000.00	965.00	7,000.00	7,000.00
1350.55.000.5587010.0000.54315.						
Meals	0.00	0.00	0.00	0.00	0.00	0.00
1350.55.000.5587010.0000.54503.						
Rentals-Office Equipment	217.98	0.00	1,000.00	0.00	1,000.00	1,000.00
1350.55.000.5587010.0000.54745.						
Hanford Communities Board	8,878.00	0.00	22,000.00	0.00	20,000.00	20,000.00
1350.55.000.5587010.0000.54901.						
Association Dues	7,961.00	7,972.00	15,000.00	8,022.00	41,000.00	41,000.00
1350.55.000.5587010.0000.54905.						
Training	0.00	46.00	2,000.00	180.00	2,000.00	2,000.00
1350.55.000.5587010.0000.54906.						
Print/Bindery	28.54	221.19	250.00	161.19	250.00	250.00
1350.55.000.5587010.0000.54907.						
Other Misc Rentals/Fees	185.00	0.00	250.00	0.00	250.00	250.00
1350.55.000.5587010.0000.93201.						
Fuel Assessment	0.00	0.00	0.00	0.00	0.00	2,000.00
1350.55.000.5587010.0000.93581.						
IT Computer Replt Assessments	1,380.00	1,379.00	3,792.00	1,896.00	820.00	820.00
1350.55.000.5587010.0000.94191.						
IT Administration Assessments	1,688.00	1,690.00	3,765.00	1,882.56	16,347.00	16,347.00
1350.55.000.5587010.0000.94594.						
Building / Office Rent	1,351.52	1,351.48	5,939.00	2,969.52	5,772.00	5,772.00
1350.55.000.5587010.0000.94696.						
Workers Comp Assessments	525.00	525.00	1,126.00	563.04	916.00	916.00
1350.55.000.5587010.0000.94697.						
Insurance Mgmt Assessments	1,712.00	1,712.00	7,738.00	3,869.04	13,354.00	13,354.00
1350.55.000.5587010.0000.94699.						
Accumulated Leave Assessments	2,395.00	2,395.00	4,905.00	2,452.56	5,466.00	5,466.00
1360 - Courthouse Facilitator						67,500.00
000 - No Department						

	2021 Actuals	2022 Actuals	2023-2024 Budget	2023 Actuals	2025-2026 Requested	2025-2026 Final Budget	
CF512300 - CF County Clerk							
1360.51.000.5123000.0000.53101.							
Supplies	0.00	0.00	0.00	0.00	0.00	0.00	
1360.51.000.5123000.0000.54102.							
Contract Services	14,822.50	18,690.00	65,000.00	22,277.50	65,000.00	65,000.00	
1360.51.000.5123000.0000.54103.							
Professional Services	0.00	0.00	0.00	0.00	0.00	0.00	
1360.51.000.5123000.0000.54805.							
Service/Maintenance Agreements	872.50	911.58	2,500.00	912.00	2,500.00	2,500.00	
1380 - Family Services							81,714.00
000 - No Department							
FS527401 - FS Family Services							
1380.52.000.5274010.0000.51653.							
Counselor I	0.00	0.00	0.00	0.00	0.00	0.00	
1380.52.000.5274010.0000.52102.							
Social Security (FICA)	0.00	0.00	0.00	0.00	0.00	0.00	
1380.52.000.5274010.0000.52103.							
Medical Insurance	0.00	0.00	0.00	0.00	0.00	0.00	
1380.52.000.5274010.0000.52104.							
Retirement	0.00	0.00	0.00	0.00	0.00	0.00	
1380.52.000.5274010.0000.52119.							
Paid Family Leave Act	0.00	0.00	0.00	0.00	0.00	0.00	
1380.52.000.5274010.0000.54102.							
Contract Services	14,775.00	29,000.00	81,714.00	18,625.00	81,714.00	81,714.00	
1380.52.000.5274010.0000.94696.							
Workers Comp Assessments	0.00	0.00	0.00	0.00	0.00	0.00	
1380.52.000.5274010.0000.94697.							
Insurance Mgmt Assessments	0.00	0.00	0.00	0.00	0.00	0.00	
1380.52.000.5274010.0000.94699.							
Accumulated Leave Assessments	0.00	0.00	0.00	0.00	0.00	0.00	
1400 - Family Services Superior Court							40,000.00
000 - No Department							
FC597100 - FC Operating Transfer Out							
1400.97.000.5971000.0000.50005.							
T/O to Current Expense	0.00	0.00	40,000.00	20,000.00	40,000.00	40,000.00	
1410 - Sheriffs Equip Purchase & Rep							796,800.00
000 - No Department							
SE521210 - SE Investigation							
1410.52.000.5212100.0000.53501.							
Minor Equipment & Small Tools	59,802.42	97,709.34	250,000.00	12,836.71	796,800.00	796,800.00	
1410.52.000.5212100.0000.54189.							
Contingency	0.00	0.00	457,463.00	0.00	562,342.00	0.00	

	2021 Actuals	2022 Actuals	2023-2024 Budget	2023 Actuals	2025-2026 Requested	2025-2026 Final Budget
SE523620 - SE Custody of Prisoners						
1410.52.000.5236200.0000.53501.						
Minor Equipment & Small Tools	0.00	0.00	0.00	0.00	0.00	0.00
1410.52.000.5236200.0000.54189.						
Contingency	0.00	0.00	0.00	0.00	0.00	0.00
SE594210 - SE Law Enforcement						
1410.94.000.5942100.0000.56401.						
Capital Outlay	0.00	0.00	250,000.00	0.00	0.00	0.00
SE594230 - SE Detention/Correction						
1410.94.000.5942300.0000.56401.						
Capital Outlay	0.00	0.00	0.00	0.00	0.00	0.00
1420 - Jail Depreciation Reserve						2,111,264.00
000 - No Department						
JD523500 - JD Jail Facility Repair & Main						
1420.52.000.5235000.0000.53101.						
Supplies	0.00	17,349.85	0.00	0.00	0.00	0.00
1420.52.000.5235000.0000.53501.						
Minor Equipment & Small Tools	0.00	91,133.24	0.00	0.00	0.00	0.00
1420.52.000.5235000.0000.54103.						
Professional Services	0.00	78,035.40	757,519.00	0.00	757,519.00	757,519.00
1420.52.000.5235000.0000.54189.						
Contingency	0.00	0.00	1,522,900.00	0.00	1,326,717.00	1,326,717.00
1420.52.000.5235000.0000.54733.						
800 MHZ System Upgrade	0.00	32,942.24	28,181.00	12,557.00	27,028.00	27,028.00
1420.52.000.5235000.0000.54822.						
Repair/Maintenance-Building	0.00	27,463.05	0.00	0.00	0.00	0.00
JD594230 - JD Detention/Correction						
1420.94.000.5942300.0000.56401.						
Capital Outlay	16,469.49	0.00	0.00	56,608.47	0.00	0.00
1440 - Rural County Capital Fund						43,033,810.00
000 - No Department						
RC518630 - RC Gnrl Grants Fin Asst and						
1440.51.000.5186300.0000.54736.						
Port of Kennewick	0.00	0.00	4,715,248.00	0.00	6,126,456.00	6,126,456.00
1440.51.000.5186300.0000.54737.						
Port of Benton	0.00	720,064.98	4,012,249.00	200,034.28	4,503,358.00	4,503,358.00
1440.51.000.5186300.0000.54738.						
City of Kennewick	0.00	0.00	8,050,207.00	1,000,000.00	9,378,571.00	9,378,571.00
1440.51.000.5186300.0000.54739.						
City of Richland	0.00	875,861.96	4,103,830.00	1,492,384.06	4,246,396.00	4,246,396.00
1440.51.000.5186300.0000.54740.						
City of Prosser	487,201.21	1,218,168.25	3,336,637.00	134,853.79	2,489,799.00	2,489,799.00

	2021 Actuals	2022 Actuals	2023-2024 Budget	2023 Actuals	2025-2026 Requested	2025-2026 Final Budget
1440.51.000.5186300.0000.54741. City of West Richland	319,799.20	790,664.82	3,506,985.00	906,187.62	2,955,457.00	2,955,457.00
1440.51.000.5186300.0000.54742. City of Benton City	0.00	0.00	4,448,229.00	172,772.02	4,349,773.00	4,349,773.00
1440.51.000.5186300.0000.55165. Port of Kennewick	0.00	0.00	0.00	0.00	0.00	0.00
1440.51.000.5186300.0000.55167. City of Kennewick	0.00	0.00	0.00	0.00	0.00	0.00
RC558701 - RC Economic Development						
1440.55.000.5587010.0000.54112. Economic Development	80,000.00	92,000.00	4,448,229.00	352,000.00	984,000.00	984,000.00
RC594751 - RC Cap Fairgrounds Imp						
1440.94.000.5947510.0000.56201. Buildings	0.00	0.00	0.00	190,191.33	4,000,000.00	4,000,000.00
1440.94.000.5947510.0000.56401. Capital Outlay	0.00	0.00	0.00	0.00	4,000,000.00	4,000,000.00
RC597100 - RC Operating Transfer Out						
1440.97.000.5971000.0000.50017. T/O to Capital Project Fund	0.00	0.00	0.00	0.00	0.00	0.00
1440.97.000.5971000.0000.50044. T/O to Road	0.00	0.00	0.00	0.00	0.00	0.00
1460 - Clerks Collection Fund						435,487.00
000 - No Department						
CC512300 - CC County Clerk						
1460.51.000.5123000.0000.51131. Legal Process Supervisor	50,229.02	17,244.09	34,488.00	21,272.10	44,478.00	44,478.00
1460.51.000.5123000.0000.51138. Legal Process Assistant III	0.00	0.00	0.00	0.00	0.00	0.00
1460.51.000.5123000.0000.51177. Office Assistant IV	18,031.32	15,402.04	43,935.00	19,555.52	47,765.00	47,765.00
1460.51.000.5123000.0000.51228. Legal Process Assistant II	0.00	0.00	0.00	0.00	0.00	0.00
1460.51.000.5123000.0000.51230. Collections Deputy	50,616.00	26,070.00	111,576.00	0.00	127,710.00	127,710.00
1460.51.000.5123000.0000.51233. Collections Deputy	0.00	0.00	0.00	0.00	0.00	0.00
1460.51.000.5123000.0000.51309. Collection Deputy	33,744.00	0.00	0.00	0.00	0.00	0.00
1460.51.000.5123000.0000.51703. Accounting Assistant I	0.00	0.00	0.00	0.00	0.00	0.00
1460.51.000.5123000.0000.51925. Overtime	0.00	18.28	2,000.00	20.35	2,000.00	2,000.00

	2021 Actuals	2022 Actuals	2023-2024 Budget	2023 Actuals	2025-2026 Requested	2025-2026 Final Budget
1460.51.000.5123000.0000.52102. Social Security (FICA)	11,695.18	4,235.21	15,851.00	3,092.95	16,979.00	16,979.00
1460.51.000.5123000.0000.52103. Medical Insurance	39,878.31	15,013.46	43,449.00	8,474.71	45,347.00	45,347.00
1460.51.000.5123000.0000.52104. Retirement	18,170.71	6,036.49	21,240.00	4,064.18	21,152.00	21,152.00
1460.51.000.5123000.0000.52119. Paid Family Leave Act	225.00	95.94	456.00	88.76	484.00	484.00
1460.51.000.5123000.0000.53101. Supplies	2,216.08	2,577.11	3,000.00	3,035.76	3,000.00	3,000.00
1460.51.000.5123000.0000.53501. Minor Equipment & Small Tools	0.00	0.00	1,000.00	0.00	0.00	0.00
1460.51.000.5123000.0000.54103. Professional Services	716.76	0.00	2,000.00	0.00	1,000.00	1,000.00
1460.51.000.5123000.0000.54131. Security	0.00	0.00	0.00	0.00	0.00	0.00
1460.51.000.5123000.0000.54201. Postage	0.00	0.00	30,214.00	0.00	20,000.00	20,000.00
1460.51.000.5123000.0000.54301. Travel	0.00	0.00	0.00	0.00	0.00	0.00
1460.51.000.5123000.0000.54905. Training	0.00	0.00	0.00	0.00	0.00	0.00
1460.51.000.5123000.0000.54906. Print/Bindery	51.56	33.70	1,000.00	0.00	1,000.00	1,000.00
1460.51.000.5123000.0000.54908. Licenses & Special Fees	140.00	140.00	1,000.00	0.00	1,000.00	1,000.00
1460.51.000.5123000.0000.93581. IT Computer Replt Assessments	1,268.00	1,268.00	0.00	0.00	637.00	637.00
1460.51.000.5123000.0000.94110. Administrative Costs	64,756.00	64,756.00	88,700.00	44,350.00	85,783.00	85,783.00
1460.51.000.5123000.0000.94191. IT Administration Assessments	12,104.00	12,103.00	15,156.00	7,578.00	0.00	0.00
1460.51.000.5123000.0000.94594. Building / Office Rent	2,907.00	2,907.00	5,551.00	2,775.48	5,608.00	5,608.00
1460.51.000.5123000.0000.94696. Workers Comp Assessments	2,402.50	2,402.50	1,378.00	689.04	983.00	983.00
1460.51.000.5123000.0000.94697. Insurance Mgmt Assessments	7,837.50	7,837.50	3,869.00	1,934.52	6,677.00	6,677.00
1460.51.000.5123000.0000.94699. Accumulated Leave Assessments	3,297.50	3,297.50	5,255.00	2,627.52	3,884.00	3,884.00
1480 - Public Safety Tax Fund						30,501,867.00
106 - Clerk						1,927,913.00

	2021 Actuals	2022 Actuals	2023-2024 Budget	2023 Actuals	2025-2026 Requested	2025-2026 Final Budget
PS061230 - PS County Clerk						
1480.51.106.5123000.0000.51131.						
Legal Process Supervisor	16,742.98	51,731.91	103,464.00	63,815.90	133,434.00	133,434.00
1480.51.106.5123000.0000.51177.						
Office Assistant IV	30,052.07	25,669.99	73,224.00	32,592.36	79,608.00	79,608.00
1480.51.106.5123000.0000.51206.						
LPA III - Trainee	2,571.30	0.00	0.00	0.00	0.00	0.00
1480.51.106.5123000.0000.51224.						
Legal Process Assistant II	39,710.43	35,437.65	101,196.00	50,882.66	116,832.00	116,832.00
1480.51.106.5123000.0000.51235.						
Legal Process Assistant II	0.00	0.00	126,504.00	65,136.00	137,568.00	137,568.00
1480.51.106.5123000.0000.51239.						
Legal Process Assistant II	0.00	0.00	120,168.00	54,698.27	137,568.00	137,568.00
1480.51.106.5123000.0000.51240.						
Legal Process Assistant II	0.00	0.00	106,566.00	52,086.00	119,892.00	119,892.00
1480.51.106.5123000.0000.51266.						
Legal Process Assistant II	33,042.74	41,878.18	105,651.00	38,708.58	108,096.00	108,096.00
1480.51.106.5123000.0000.51640.						
Legal Process Assistant II	29,757.37	30,732.27	101,196.00	50,808.77	118,172.00	118,172.00
1480.51.106.5123000.0000.51725.						
Office Administrator	0.00	0.00	0.00	0.00	0.00	183,675.00
1480.51.106.5123000.0000.51912.						
Legal Process Assistant II	9,837.98	37,345.79	101,196.00	50,647.02	117,164.00	117,164.00
1480.51.106.5123000.0000.51914.						
Indigent Financial Screener	0.00	0.00	0.00	0.00	0.00	0.00
1480.51.106.5123000.0000.51925.						
Overtime	572.59	106.20	5,288.00	750.91	5,288.00	5,288.00
1480.51.106.5123000.0000.52102.						
Social Security (FICA)	12,495.30	16,481.34	73,607.00	34,763.91	82,132.00	96,184.00
1480.51.106.5123000.0000.52103.						
Medical Insurance	53,351.85	69,895.50	227,081.00	114,169.45	237,352.00	272,647.00
1480.51.106.5123000.0000.52104.						
Retirement	18,305.71	22,964.69	98,448.00	45,740.90	102,316.00	119,821.00
1480.51.106.5123000.0000.52119.						
Paid Family Leave Act	239.82	371.33	2,117.00	1,000.46	2,340.00	2,729.00
1480.51.106.5123000.0000.52121.						
Voluntary Early Retirement Pgrm	20,000.00	0.00	0.00	0.00	0.00	0.00
1480.51.106.5123000.0000.53101.						
Supplies	85.86	361.27	47,000.00	4,171.93	47,000.00	47,000.00
1480.51.106.5123000.0000.53501.						
Minor Equipment & Small Tools	78.35	105.50	0.00	526.95	0.00	0.00
1480.51.106.5123000.0000.53508.						

	2021 Actuals	2022 Actuals	2023-2024 Budget	2023 Actuals	2025-2026 Requested	2025-2026 Final Budget
Computer Replacement	0.00	0.00	0.00	0.00	0.00	0.00
1480.51.106.5123000.0000.54103.						
Professional Services	477.84	0.00	15,000.00	118.63	15,000.00	15,000.00
1480.51.106.5123000.0000.93580.						
New Comptr Hardware & Software	1,882.20	0.00	0.00	0.00	0.00	0.00
1480.51.106.5123000.0000.93581.						
IT Computer Replt Assessments	104.00	105.00	0.00	0.00	0.00	0.00
1480.51.106.5123000.0000.94191.						
IT Administration Assessments	2,144.00	2,146.00	51,363.00	25,681.56	46,883.00	46,883.00
1480.51.106.5123000.0000.94696.						
Workers Comp Assessments	370.00	370.00	5,039.00	2,519.52	4,826.00	4,826.00
1480.51.106.5123000.0000.94697.						
Insurance Mgmt Assessments	1,208.00	1,208.00	27,082.00	13,541.04	46,738.00	46,738.00
1480.51.106.5123000.0000.94699.						
Accumulated Leave Assessments	3,728.00	3,728.00	16,528.00	8,264.04	18,788.00	18,788.00
PS061232 - PS Going Green Scanning						
1480.51.106.5123290.0000.51235.						
Legal Process Assistant II	39,551.89	47,003.64	0.00	0.00	0.00	0.00
1480.51.106.5123290.0000.51239.						
Legal Process Assistant II	37,536.01	41,975.63	0.00	0.00	0.00	0.00
1480.51.106.5123290.0000.51240.						
Legal Process Assistant II	10,940.43	29,793.15	0.00	0.00	0.00	0.00
1480.51.106.5123290.0000.51925.						
Overtime	9.81	152.30	0.00	0.00	0.00	0.00
1480.51.106.5123290.0000.52102.						
Social Security (FICA)	6,815.68	8,618.13	0.00	0.00	0.00	0.00
1480.51.106.5123290.0000.52103.						
Medical Insurance	31,940.40	40,305.60	0.00	0.00	0.00	0.00
1480.51.106.5123290.0000.52104.						
Retirement	10,165.86	12,256.19	0.00	0.00	0.00	0.00
1480.51.106.5123290.0000.52119.						
Paid Family Leave Act	130.48	198.65	0.00	0.00	0.00	0.00
1480.51.106.5123290.0000.93580.						
New Comptr Hardware & Software	0.00	0.00	0.00	0.00	0.00	0.00
1480.51.106.5123290.0000.93581.						
IT Computer Replt Assessments	0.00	0.00	0.00	0.00	0.00	0.00
1480.51.106.5123290.0000.94191.						
IT Administration Assessments	0.00	0.00	0.00	0.00	0.00	0.00
1480.51.106.5123290.0000.94696.						
Workers Comp Assessments	222.00	222.00	0.00	0.00	0.00	0.00
1480.51.106.5123290.0000.94697.						
Insurance Mgmt Assessments	724.50	724.50	0.00	0.00	0.00	0.00

	2021 Actuals	2022 Actuals	2023-2024 Budget	2023 Actuals	2025-2026 Requested	2025-2026 Final Budget	
1480.51.106.5123290.0000.94699. Accumulated Leave Assessments	2,049.50	2,049.50	0.00	0.00	0.00	0.00	
109 - Coroner							919,771.00
PS094630 - PS Coroner Cap Exp							
1480.94.109.5946300.0000.56401. Capital Outlay	0.00	0.00	130,000.00	0.00	0.00	0.00	
PS096320 - PS Coroner Services							
1480.56.109.5632000.0000.51252. Lead Deputy Coroner	0.00	0.00	0.00	0.00	138,480.00	113,400.00	
1480.56.109.5632000.0000.51766. Forensic Pathologist	0.00	0.00	505,000.00	0.00	630,000.00	505,000.00	
1480.56.109.5632000.0000.51767. PT Autopsy Tech	0.00	0.00	75,000.00	0.00	153,000.00	75,000.00	
1480.56.109.5632000.0000.52102. Social Security (FICA)	0.00	0.00	25,000.00	0.00	44,370.00	53,046.00	
1480.56.109.5632000.0000.52103. Medical Insurance	0.00	0.00	34,000.00	0.00	35,295.00	70,590.00	
1480.56.109.5632000.0000.52104. Retirement	0.00	0.00	39,000.00	0.00	55,274.00	66,081.00	
1480.56.109.5632000.0000.52119. Paid Family Leave Act	0.00	0.00	1,000.00	0.00	1,264.00	1,504.00	
1480.56.109.5632000.0000.53138. Field Supplies	0.00	0.00	4,000.00	0.00	0.00	4,000.00	
1480.56.109.5632000.0000.53162. Autopsy Supplies	0.00	0.00	10,000.00	0.00	5,000.00	10,000.00	
1480.56.109.5632000.0000.53501. Minor Equipment & Small Tools	0.00	0.00	9,000.00	4,580.62	5,000.00	9,000.00	
1480.56.109.5632000.0000.53508. Computer Replacement	0.00	0.00	0.00	0.00	0.00	0.00	
1480.56.109.5632000.0000.54102. Contract Services	0.00	0.00	2,000.00	0.00	2,000.00	2,000.00	
1480.56.109.5632000.0000.54118. Autopsies	0.00	0.00	0.00	0.00	0.00	0.00	
1480.56.109.5632000.0000.93581. IT Computer Repl Assessment	0.00	0.00	0.00	0.00	0.00	0.00	
1480.56.109.5632000.0000.94191. IT Administration Assessments	0.00	0.00	0.00	0.00	0.00	0.00	
1480.56.109.5632000.0000.94696. Workers Comp Assessments	0.00	0.00	0.00	0.00	0.00	0.00	
1480.56.109.5632000.0000.94697. Insurance Mgmt Assessments	0.00	0.00	0.00	0.00	0.00	0.00	
1480.56.109.5632000.0000.94699.							

	2021 Actuals	2022 Actuals	2023-2024 Budget	2023 Actuals	2025-2026 Requested	2025-2026 Final Budget	
Accumulated Leave Assessments	0.00	0.00	0.00	0.00	10,150.00	10,150.00	
112 - Therapeutic Courts							-
PS121242 - PS Mental Health Court							
1480.51.112.5124200.0000.51657.							
Beh Health Sp/Active Probtn Off	71,111.92	75,909.44	158,121.00	26,488.00	0.00	0.00	
1480.51.112.5124200.0000.51691.							
Legal Process Assistant III/IV	0.00	0.00	0.00	0.00	0.00	0.00	
1480.51.112.5124200.0000.51726.							
Beh Health Sp/Active Probtn Off	65,222.23	69,392.00	146,155.00	24,519.00	0.00	0.00	
1480.51.112.5124200.0000.51733.							
Therapeutic Crts Asst Coordntr	24,566.76	27,193.13	57,275.00	9,634.05	0.00	0.00	
1480.51.112.5124200.0000.51735.							
Therapeutic Courts Coordinator	36,201.33	29,918.08	74,794.00	12,474.02	0.00	0.00	
1480.51.112.5124200.0000.51738.							
Peer Specialist	0.00	0.00	17,500.00	0.00	0.00	0.00	
1480.51.112.5124200.0000.51905.							
Temporary Help	0.00	0.00	0.00	0.00	0.00	0.00	
1480.51.112.5124200.0000.51922.							
Judge Pro Tem (part-time)	7,600.00	9,000.00	32,400.00	600.00	0.00	0.00	
1480.51.112.5124200.0000.51925.							
Overtime	38.65	0.00	0.00	0.00	0.00	0.00	
1480.51.112.5124200.0000.51941.							
Legal Process Assistant III	20,389.62	23,765.12	62,742.00	10,430.03	0.00	0.00	
1480.51.112.5124200.0000.52102.							
Social Security (FICA)	17,152.45	17,753.87	42,762.00	6,385.45	0.00	0.00	
1480.51.112.5124200.0000.52103.							
Medical Insurance	56,569.51	56,481.70	115,647.00	19,638.40	0.00	0.00	
1480.51.112.5124200.0000.52104.							
Retirement	25,321.18	23,294.56	57,296.00	8,680.38	0.00	0.00	
1480.51.112.5124200.0000.52119.							
Paid Family Leave Act	332.41	389.61	1,230.00	183.34	0.00	0.00	
1480.51.112.5124200.0000.53101.							
Supplies	6,322.55	8,244.69	15,000.00	6,518.23	0.00	0.00	
1480.51.112.5124200.0000.53130.							
Incentives	1,357.54	4,121.85	5,500.00	821.19	0.00	0.00	
1480.51.112.5124200.0000.53201.							
Vehicle Fuel	0.00	31.76	500.00	0.00	0.00	0.00	
1480.51.112.5124200.0000.53501.							
Minor Equipment & Small Tools	186.78	0.00	12,500.00	0.00	0.00	0.00	
1480.51.112.5124200.0000.54103.							
Professional Services	81,936.34	92,543.40	174,000.00	30,452.50	0.00	0.00	
1480.51.112.5124200.0000.54201.							

	2021 Actuals	2022 Actuals	2023-2024 Budget	2023 Actuals	2025-2026 Requested	2025-2026 Final Budget
Postage	213.43	31.55	500.00	0.00	0.00	0.00
1480.51.112.5124200.0000.54301.						
Travel	0.00	17,763.56	15,000.00	1,987.39	0.00	0.00
1480.51.112.5124200.0000.54313.						
Tickets-Public Carrier	0.00	1,325.00	1,500.00	308.49	0.00	0.00
1480.51.112.5124200.0000.54315.						
Meals	0.00	3,995.55	0.00	0.00	0.00	0.00
1480.51.112.5124200.0000.54503.						
Rentals-Office Equipment	654.24	120.14	0.00	0.00	0.00	0.00
1480.51.112.5124200.0000.54901.						
Association Dues	176.75	300.00	750.00	180.00	0.00	0.00
1480.51.112.5124200.0000.54905.						
Training	244.55	6,365.00	10,000.00	1,708.02	0.00	0.00
1480.51.112.5124200.0000.54906.						
Print/Bindery	217.77	1,354.36	4,000.00	0.00	0.00	0.00
1480.51.112.5124200.0000.54907.						
Other Misc Rentals/Fees	40.35	0.00	600.00	0.00	0.00	0.00
1480.51.112.5124200.0000.93580.						
New Comptr Hardware & Software	655.68	0.00	0.00	0.00	0.00	0.00
1480.51.112.5124200.0000.93581.						
IT Computer Repl Assessment	800.00	796.00	7,394.00	1,232.32	0.00	0.00
1480.51.112.5124200.0000.94191.						
IT Administration Assessments	3,240.00	3,239.00	55,135.00	9,189.16	0.00	0.00
1480.51.112.5124200.0000.94503.						
IT Supplemental Assessment	0.00	779.55	0.00	623.64	0.00	0.00
1480.51.112.5124200.0000.94594.						
Building / Office Rent	7,478.52	7,478.48	56,892.00	9,482.00	0.00	0.00
1480.51.112.5124200.0000.94696.						
Workers Comp Assessments	675.50	675.50	2,469.00	411.52	0.00	0.00
1480.51.112.5124200.0000.94697.						
Insurance Mgmt Assessments	2,203.00	2,203.00	13,057.00	2,176.16	0.00	0.00
1480.51.112.5124200.0000.94699.						
Accumulated Leave Assessments	4,992.00	4,992.00	9,783.00	1,630.52	0.00	0.00
PS121243 - PS Veterans Court						
1480.51.112.5124300.0000.51691.						
Legal Process Asistant III/IV	0.00	0.00	0.00	0.00	0.00	0.00
1480.51.112.5124300.0000.51733.						
Therapeutic Crts Asst Coordntr	24,566.59	27,192.87	57,275.00	9,633.95	0.00	0.00
1480.51.112.5124300.0000.51735.						
Therapeutic Courts Coordinator	36,201.15	29,917.92	74,794.00	12,473.98	0.00	0.00
1480.51.112.5124300.0000.51741.						
Beh Health Sp/Active Probtn Off	62,967.15	30,014.47	129,972.00	21,230.00	0.00	0.00

	2021 Actuals	2022 Actuals	2023-2024 Budget	2023 Actuals	2025-2026 Requested	2025-2026 Final Budget
1480.51.112.5124300.0000.51745. Beh Health Sp/Active Probtn Off	32,395.25	65,044.00	132,204.00	23,892.00	0.00	0.00
1480.51.112.5124300.0000.51905. Temporary Help	0.00	0.00	0.00	0.00	0.00	0.00
1480.51.112.5124300.0000.51922. Judge Pro Tem (part-time)	7,000.00	8,600.00	21,600.00	1,000.00	0.00	0.00
1480.51.112.5124300.0000.51925. Overtime	38.64	0.00	0.00	0.00	0.00	0.00
1480.51.112.5124300.0000.51941. Legal Process Assistant III	20,389.38	23,764.88	62,742.00	10,429.97	0.00	0.00
1480.51.112.5124300.0000.52102. Social Security (FICA)	14,003.15	14,075.05	37,376.00	5,987.64	0.00	0.00
1480.51.112.5124300.0000.52103. Medical Insurance	49,066.49	47,963.90	115,646.00	19,638.40	0.00	0.00
1480.51.112.5124300.0000.52104. Retirement	20,204.44	18,135.27	50,080.00	8,068.88	0.00	0.00
1480.51.112.5124300.0000.52119. Paid Family Leave Act	271.28	307.73	1,075.00	171.44	0.00	0.00
1480.51.112.5124300.0000.53101. Supplies	5,913.41	13,279.21	15,000.00	5,654.41	0.00	0.00
1480.51.112.5124300.0000.53130. Incentives	506.76	4,452.92	4,500.00	350.00	0.00	0.00
1480.51.112.5124300.0000.53201. Vehicle Fuel	0.00	29.55	500.00	0.00	0.00	0.00
1480.51.112.5124300.0000.53501. Minor Equipment & Small Tools	186.78	0.00	10,000.00	0.00	0.00	0.00
1480.51.112.5124300.0000.54103. Professional Services	43,418.78	54,940.31	127,200.00	18,708.97	0.00	0.00
1480.51.112.5124300.0000.54201. Postage	213.42	0.00	500.00	0.00	0.00	0.00
1480.51.112.5124300.0000.54301. Travel	252.96	11,436.86	15,000.00	2,698.78	0.00	0.00
1480.51.112.5124300.0000.54313. Tickets-Public Carrier	0.00	887.50	1,500.00	287.50	0.00	0.00
1480.51.112.5124300.0000.54315. Meals	0.00	1,672.65	0.00	0.00	0.00	0.00
1480.51.112.5124300.0000.54503. Rentals-Office Equipment	654.24	0.00	1,653.00	0.00	0.00	0.00
1480.51.112.5124300.0000.54901. Association Dues	176.75	223.50	750.00	60.00	0.00	0.00
1480.51.112.5124300.0000.54905. Training	241.21	9,025.76	10,000.00	1,590.00	0.00	0.00

	2021 Actuals	2022 Actuals	2023-2024 Budget	2023 Actuals	2025-2026 Requested	2025-2026 Final Budget
1480.51.112.5124300.0000.54906.						
Print/Bindery	183.94	1,480.05	2,000.00	233.79	0.00	0.00
1480.51.112.5124300.0000.54907.						
Other Misc Rentals/Fees	31.39	0.00	600.00	0.00	0.00	0.00
1480.51.112.5124300.0000.93580.						
New Comptr Hardware & Software	655.66	0.00	0.00	0.00	0.00	0.00
1480.51.112.5124300.0000.93581.						
IT Computer Replt Assessments	0.00	0.00	799.00	133.16	0.00	0.00
1480.51.112.5124300.0000.94696.						
Workers Comp Assessments	525.50	525.50	2,160.00	360.00	0.00	0.00
1480.51.112.5124300.0000.94697.						
Insurance Mgmt Assessments	1,713.50	1,713.50	10,156.00	1,692.68	0.00	0.00
1480.51.112.5124300.0000.94699.						
Accumulated Leave Assessments	4,445.50	4,445.50	8,550.00	1,425.00	0.00	0.00
PS121244 - PS 112 Misdemeanor Drug Court						
1480.51.112.5124400.0000.51594.						
Beh Health Sp/Active Probtn Off	0.00	0.00	65,904.00	0.00	0.00	0.00
1480.51.112.5124400.0000.51922.						
Judge Pro Tem (part-time)	0.00	0.00	21,600.00	0.00	0.00	0.00
1480.51.112.5124400.0000.52102.						
Social Security (FICA)	0.00	0.00	7,459.00	0.00	0.00	0.00
1480.51.112.5124400.0000.52103.						
Medical Insurance	0.00	0.00	17,035.00	0.00	0.00	0.00
1480.51.112.5124400.0000.52104.						
Retirement	0.00	0.00	9,994.00	0.00	0.00	0.00
1480.51.112.5124400.0000.52119.						
Paid Family Leave Act	0.00	0.00	215.00	0.00	0.00	0.00
1480.51.112.5124400.0000.53101.						
Supplies	0.00	0.00	7,500.00	7,519.17	0.00	0.00
1480.51.112.5124400.0000.53130.						
Incentives	0.00	0.00	3,000.00	418.03	0.00	0.00
1480.51.112.5124400.0000.53501.						
Minor Equipment & Small Tools	0.00	0.00	5,000.00	0.00	0.00	0.00
1480.51.112.5124400.0000.54103.						
Professional Services	0.00	0.00	103,200.00	7,679.38	0.00	0.00
1480.51.112.5124400.0000.54301.						
Travel	0.00	0.00	6,000.00	2,343.57	0.00	0.00
1480.51.112.5124400.0000.54313.						
Tickets-Public Carrier	0.00	0.00	1,000.00	0.00	0.00	0.00
1480.51.112.5124400.0000.54901.						
Association Dues	0.00	0.00	350.00	180.00	0.00	0.00
1480.51.112.5124400.0000.54905.						

	2021 Actuals	2022 Actuals	2023-2024 Budget	2023 Actuals	2025-2026 Requested	2025-2026 Final Budget
Training	0.00	0.00	4,000.00	2,385.00	0.00	0.00
1480.51.112.5124400.0000.54906.						
Print/Bindery	0.00	0.00	2,000.00	0.00	0.00	0.00
1480.51.112.5124400.0000.54907.						
Other Misc Rentals/Fees	0.00	0.00	600.00	0.00	0.00	0.00
1480.51.112.5124400.0000.94191.						
IT Administration Assessments	0.00	0.00	0.00	0.00	0.00	0.00
1480.51.112.5124400.0000.94696.						
Workers Comp Assessments	0.00	0.00	0.00	0.00	0.00	0.00
1480.51.112.5124400.0000.94697.						
Insurance Mgmt Assessments	0.00	0.00	0.00	0.00	0.00	0.00
1480.51.112.5124400.0000.94699.						
Accumulated Leave Assessments	0.00	0.00	1,706.00	284.32	0.00	0.00
115 - Non-Departmental						4,701,777.00
PS151160 - 115 Fenced Item Contingency						
1480.51.115.5116000.0000.54931.						
Fenced Item Contingency	0.00	0.00	0.00	0.00	0.00	214,000.00
PS151530 - PS Legal Services						
1480.51.115.5153000.0000.53503.						
Computer Software	0.00	0.00	0.00	0.00	0.00	0.00
1480.51.115.5153000.0000.53508.						
Computer Replacement	0.00	0.00	0.00	0.00	0.00	0.00
1480.51.115.5153000.0000.54103.						
Professional Services	0.00	0.00	0.00	250,010.00	0.00	0.00
1480.51.115.5153000.0000.54805.						
Service/Maintenance Agreements	0.00	0.00	0.00	0.00	0.00	0.00
PS151830 - PS Maint/Sec/Insurance/Janitor						
1480.51.115.5183030.0000.54102.						
Contract Services	0.00	9,194.93	3,903,243.00	0.00	1,487,777.00	2,667,777.00
PS152121 - PS Investigation						
1480.52.115.5212100.0000.53501.						
Minor Equipment & Small Tools	531,988.33	0.00	0.00	0.00	0.00	0.00
1480.52.115.5212100.0000.54728.						
Secomm	0.00	0.00	0.00	0.00	0.00	0.00
PS152132 - PS Gang Prevention						
1480.52.115.5213200.0000.54103.						
Professional Services	1,217,939.23	1,115,185.44	4,000,000.00	1,098,989.07	3,000,000.00	1,820,000.00
PS152362 - PS 115 Custody of Prisoners						
1480.52.115.5236200.0000.53501.						
Minor Equipment & Small Tools	0.00	0.00	100,000.00	562.24	0.00	0.00
1480.52.115.5236200.0000.54103.						
Professional Services	0.00	0.00	0.00	1,509.08	0.00	0.00

	2021 Actuals	2022 Actuals	2023-2024 Budget	2023 Actuals	2025-2026 Requested	2025-2026 Final Budget	
1480.52.116.5246000.0000.94191.							
IT Administration Assessments	0.00	0.00	0.00	0.00	0.00	0.00	
1480.52.116.5246000.0000.94696.							
Workers Comp Assessments	0.00	0.00	0.00	0.00	1,192.00	1,192.00	
1480.52.116.5246000.0000.94697.							
Insurance Mgmt Assessments	0.00	0.00	0.00	0.00	0.00	0.00	
1480.52.116.5246000.0000.94699.							
Accumulated Leave Assessments	0.00	0.00	0.00	0.00	2,245.00	2,245.00	
117 - Prosecuting Attorney							3,175,650.00
PS171243 - PS Veterans Court							
1480.51.117.5124300.0000.54103.							
Professional Services	22,236.90	31,444.49	94,500.00	32,914.71	94,500.00	94,500.00	
1480.51.117.5124300.0000.54301.							
Travel	0.00	0.00	5,000.00	0.00	5,000.00	5,000.00	
1480.51.117.5124300.0000.54315.							
Meals	0.00	0.00	0.00	0.00	0.00	0.00	
PS171530 - PS Legal Services							
1480.51.117.5153000.0000.51198.							
Deputy Prosecuting Attorney II	98,383.46	112,500.00	252,151.00	126,280.00	289,851.00	289,851.00	
1480.51.117.5153000.0000.51322.							
Deputy Prosecuting Attorney III	79,356.00	95,820.00	192,528.00	113,886.00	262,152.00	262,152.00	
1480.51.117.5153000.0000.51333.							
Legal Secretary VI	58,596.00	65,445.00	161,472.00	83,136.00	171,117.00	171,117.00	
1480.51.117.5153000.0000.51355.							
Legal Secretary VI	38,842.11	56,888.00	147,759.00	74,777.00	172,087.00	172,087.00	
1480.51.117.5153000.0000.51365.							
Deputy Prosecuting Attorney III	122,728.00	130,080.00	260,160.00	112,401.00	231,764.00	231,764.00	
1480.51.117.5153000.0000.51395.							
Legal Secretary V	4,052.00	54,513.00	141,531.00	71,620.00	164,612.00	164,612.00	
1480.51.117.5153000.0000.51414.							
Legal Secretary IV	43,236.00	32,317.40	129,864.00	53,391.03	113,418.00	113,418.00	
1480.51.117.5153000.0000.51420.							
Deputy Prosecuting Attorney II	0.00	0.00	0.00	0.00	209,020.00	0.00	
1480.51.117.5153000.0000.51424.							
Deputy Prosecuting Attorney IV	0.00	0.00	0.00	0.00	190,114.00	0.00	
1480.51.117.5153000.0000.51430.							
Legal Secretary I	0.00	0.00	0.00	0.00	100,944.00	0.00	
1480.51.117.5153000.0000.51722.							
Deputy Prosecuting Attorney III	122,016.00	97,560.00	260,160.00	100,015.75	281,682.00	281,682.00	
1480.51.117.5153000.0000.51782.							
Deputy Prosecuting Attorney I	0.00	0.00	0.00	0.00	172,460.00	0.00	
1480.51.117.5153000.0000.51783.							

	2021 Actuals	2022 Actuals	2023-2024 Budget	2023 Actuals	2025-2026 Requested	2025-2026 Final Budget
Deputy Prosecuting Attorney I 1480.51.117.5153000.0000.51785.	0.00	0.00	0.00	0.00	184,215.00	0.00
Legal Secretary IV 1480.51.117.5153000.0000.51878.	0.00	0.00	90,732.00	52,996.00	133,728.00	133,728.00
Office Assistant III 1480.51.117.5153000.0000.51905.	0.00	0.00	0.00	0.00	121,248.00	0.00
Temporary Help 1480.51.117.5153000.0000.51925.	0.00	0.00	5,760.00	0.00	0.00	0.00
Overtime 1480.51.117.5153000.0000.52102.	0.00	0.00	0.00	0.00	0.00	0.00
Social Security (FICA) 1480.51.117.5153000.0000.52103.	43,157.77	49,075.64	125,380.00	59,965.15	214,078.00	139,261.00
Medical Insurance 1480.51.117.5153000.0000.52104.	111,213.45	121,682.00	270,644.00	131,425.55	471,992.00	274,626.00
Retirement 1480.51.117.5153000.0000.52119.	66,022.61	66,408.37	168,115.00	78,419.39	266,689.00	173,485.00
Paid Family Leave Act 1480.51.117.5153000.0000.53101.	838.47	1,066.83	3,554.00	1,715.34	6,035.00	3,967.00
Supplies 1480.51.117.5153000.0000.53111.	868.31	1,620.31	29,100.00	0.00	29,100.00	29,100.00
Publications 1480.51.117.5153000.0000.53501.	0.00	0.00	0.00	0.00	0.00	0.00
Minor Equipment & Small Tools 1480.51.117.5153000.0000.53503.	0.00	304.35	15,200.00	0.00	15,200.00	15,200.00
Computer Software 1480.51.117.5153000.0000.53508.	0.00	0.00	31,484.00	19,633.44	31,484.00	31,484.00
Computer Replacement 1480.51.117.5153000.0000.54102.	3,316.28	0.00	0.00	0.00	0.00	0.00
Contract Services 1480.51.117.5153000.0000.54103.	0.00	0.00	2,400.00	0.00	2,400.00	2,400.00
Professional Services 1480.51.117.5153000.0000.54109.	125.00	0.00	40,000.00	0.00	119,238.00	40,000.00
Witness Fees 1480.51.117.5153000.0000.54120.	0.00	0.00	0.00	0.00	10,000.00	0.00
Expert Witnesses 1480.51.117.5153000.0000.54201.	0.00	0.00	0.00	0.00	15,000.00	0.00
Postage 1480.51.117.5153000.0000.54202.	0.00	0.00	500.00	0.00	500.00	500.00
Telephone 1480.51.117.5153000.0000.54315.	0.00	0.00	0.00	0.00	0.00	0.00
Meals 1480.51.117.5153000.0000.54805.	0.00	0.00	2,000.00	0.00	4,000.00	2,000.00

	2021 Actuals	2022 Actuals	2023-2024 Budget	2023 Actuals	2025-2026 Requested	2025-2026 Final Budget
Service/Maintenance Agreements 1480.51.117.5153000.0000.54905.	0.00	0.00	4,136.00	0.00	4,136.00	4,136.00
Training 1480.51.117.5153000.0000.93580.	1,015.10	1,996.49	20,500.00	72.00	35,500.00	20,500.00
New Comptr Hardware & Software 1480.51.117.5153000.0000.93581.	0.00	0.00	0.00	0.00	0.00	0.00
IT Computer Replt Assessments 1480.51.117.5153000.0000.94191.	3,396.00	3,394.00	5,062.00	2,531.04	1,743.00	1,743.00
IT Administration Assessments 1480.51.117.5153000.0000.94696.	350,220.00	350,216.00	79,050.00	39,525.00	192,317.00	192,317.00
Workers Comp Assessments 1480.51.117.5153000.0000.94697.	878.00	878.00	6,575.00	3,287.52	5,522.00	5,522.00
Insurance Mgmt Assessments 1480.51.117.5153000.0000.94699.	2,863.50	2,863.50	25,792.00	12,896.04	66,101.00	66,101.00
Accumulated Leave Assessments PS171570 - PS Crime Victim Services 1480.51.117.5157010.0000.51683.	10,308.00	10,308.00	27,149.00	13,574.52	31,858.00	31,858.00
Legal Secretary VI 1480.51.117.5157010.0000.52102.	53,691.13	52,600.35	133,656.00	67,643.07	155,676.00	155,676.00
Social Security (FICA) 1480.51.117.5157010.0000.52103.	4,043.27	3,950.28	10,225.00	5,101.33	11,909.00	11,909.00
Medical Insurance 1480.51.117.5157010.0000.52104.	11,568.60	13,435.20	26,871.00	13,772.20	28,095.00	28,095.00
Retirement 1480.51.117.5157010.0000.52119.	6,284.42	5,419.56	13,700.00	6,721.45	14,836.00	14,836.00
Paid Family Leave Act 1480.51.117.5157010.0000.94696.	78.86	87.55	294.00	147.00	339.00	339.00
Workers Comp Assessments 1480.51.117.5157010.0000.94697.	439.00	439.00	822.00	411.00	614.00	614.00
Insurance Mgmt Assessments 1480.51.117.5157010.0000.94699.	1,431.50	1,431.50	12,896.00	6,447.96	7,345.00	7,345.00
Accumulated Leave Assessments	1,032.00	1,032.00	2,339.00	1,169.52	2,725.00	2,725.00
120 - Corrections						361,362.00
PS201210 - PS 120 Investigation 1480.52.120.5212100.0000.51590.						
Deputy	0.00	0.00	93,269.00	51,535.24	107,976.00	107,976.00
1480.52.120.5212100.0000.51925.						
Overtime	0.00	0.00	4,843.00	378.51	4,843.00	4,843.00
1480.52.120.5212100.0000.51935.						
Holiday	0.00	0.00	4,305.00	2,690.27	4,305.00	4,305.00
1480.52.120.5212100.0000.52102.						
Social Security (FICA)	0.00	0.00	7,834.00	4,228.09	8,960.00	8,960.00

	2021 Actuals	2022 Actuals	2023-2024 Budget	2023 Actuals	2025-2026 Requested	2025-2026 Final Budget
1480.52.120.5212100.0000.52103. Medical Insurance	0.00	0.00	12,866.00	7,933.85	16,548.00	16,548.00
1480.52.120.5212100.0000.52104. Retirement	0.00	0.00	7,988.00	2,883.75	6,231.00	6,231.00
1480.52.120.5212100.0000.52105. Uniforms & Accessories	0.00	0.00	500.00	0.00	500.00	500.00
1480.52.120.5212100.0000.52106. Uniform Laundry	0.00	0.00	300.00	0.00	300.00	300.00
1480.52.120.5212100.0000.52119. Paid Family Leave Act	0.00	0.00	164.00	118.59	255.00	255.00
1480.52.120.5212100.0000.94191. IT Administration Assessments	0.00	0.00	0.00	0.00	0.00	0.00
1480.52.120.5212100.0000.94696. Workers Comp Assessments	0.00	0.00	0.00	0.00	13,317.00	13,317.00
1480.52.120.5212100.0000.94697. Insurance Mgmt Assessments	0.00	0.00	0.00	0.00	0.00	0.00
1480.52.120.5212100.0000.94699. Accumulated Leave Assessments	0.00	0.00	0.00	0.00	2,050.00	2,050.00
1480.52.120.5212100.0000.94894. E R & R Vehicle Maintenance	0.00	0.00	0.00	0.00	0.00	0.00
PS202362 - PS Custody of Prisoners						
1480.52.120.5236200.0000.52106. Uniform Laundry	0.00	0.00	0.00	0.00	0.00	0.00
1480.52.120.5236200.0000.53501. Minor Equipment & Small Tools	0.00	0.00	0.00	0.00	0.00	0.00
1480.52.120.5236200.0000.54102. Contract Services	89,800.00	0.00	89,800.00	0.00	89,800.00	89,800.00
1480.52.120.5236200.0000.54103. Professional Services	0.00	0.00	65,502.00	0.00	65,502.00	65,502.00
1480.52.120.5236200.0000.54505. Software License/Maint Fee	0.00	0.00	0.00	0.00	0.00	0.00
1480.52.120.5236200.0000.93581. IT Computer Repl Assessment	2,184.00	2,184.00	0.00	0.00	0.00	0.00
1480.52.120.5236200.0000.94191. IT Administration Assessments	17,104.00	17,104.00	36,816.00	18,408.00	40,775.00	40,775.00
PS209423 - PS Detention/Correction						
1480.94.120.5942300.0000.56401. Capital Outlay	0.00	0.00	0.00	0.00	0.00	0.00
121 - Sheriff Patrol						9,991,059.00
PS211210 - PS 121 Investigation						
1480.52.121.5212100.0000.51368. Lieutenant Community Service	53,219.06	115,648.80	275,699.00	163,800.00	310,536.00	310,536.00

	2021 Actuals	2022 Actuals	2023-2024 Budget	2023 Actuals	2025-2026 Requested	2025-2026 Final Budget
1480.52.121.5212100.0000.51374. Commander	93,144.95	130,799.76	317,773.00	181,032.00	342,360.00	342,360.00
1480.52.121.5212100.0000.51382. Public Records Clerk	54,468.00	51,392.00	115,632.00	32,453.03	101,607.00	101,607.00
1480.52.121.5212100.0000.51386. Records Clerk	43,534.96	38,817.76	92,122.00	32,731.83	97,056.00	97,056.00
1480.52.121.5212100.0000.51441. Deputy DEA	75,060.70	70,062.04	188,421.00	83,904.20	209,961.00	209,961.00
1480.52.121.5212100.0000.51445. Deputy Detective	90,695.52	107,583.24	214,980.00	107,490.24	222,164.00	222,164.00
1480.52.121.5212100.0000.51455. Deputy SRO	76,858.57	95,333.23	218,154.00	107,991.36	222,680.00	222,680.00
1480.52.121.5212100.0000.51463. Corporal	94,471.52	113,195.84	228,858.00	113,498.62	237,003.00	237,003.00
1480.52.121.5212100.0000.51465. Sergeant	97,925.96	109,343.32	214,980.00	86,340.54	267,664.00	267,664.00
1480.52.121.5212100.0000.51467. Deputy	55,977.73	96,986.40	203,913.00	103,401.58	224,230.00	224,230.00
1480.52.121.5212100.0000.51494. Deputy Detective	76,651.60	110,521.58	216,985.00	109,745.28	224,230.00	224,230.00
1480.52.121.5212100.0000.51510. Records Clerk	3,473.00	43,559.00	90,672.00	14,820.30	96,219.00	96,219.00
1480.52.121.5212100.0000.51511. Records Clerk	4,539.00	34,656.12	84,168.00	45,238.60	101,889.00	101,889.00
1480.52.121.5212100.0000.51567. Deputy FBI	89,837.88	105,278.00	211,556.00	61,825.68	182,273.00	182,273.00
1480.52.121.5212100.0000.51569. Deputy Detective	91,181.99	106,409.59	213,978.00	88,113.60	211,314.00	211,314.00
1480.52.121.5212100.0000.51590. Deputy	0.00	0.00	93,268.00	51,535.20	107,982.00	107,982.00
1480.52.121.5212100.0000.51666. Deputy SRO	76,424.85	40,815.52	212,976.00	103,753.82	220,614.00	220,614.00
1480.52.121.5212100.0000.51925. Overtime	61,884.49	105,040.65	48,059.00	96,673.32	48,059.00	48,059.00
1480.52.121.5212100.0000.51932. Deputy	77,228.37	96,236.57	202,772.00	86,783.83	222,164.00	222,164.00
1480.52.121.5212100.0000.51935. Holiday	69,716.46	78,239.41	78,180.00	79,391.16	78,180.00	78,180.00
1480.52.121.5212100.0000.51950. Deputy	84,653.77	106,137.17	206,461.00	106,237.44	221,475.00	221,475.00
1480.52.121.5212100.0000.51951. Sergeant	89,902.66	107,688.84	250,529.00	124,069.82	264,614.00	264,614.00

	2021 Actuals	2022 Actuals	2023-2024 Budget	2023 Actuals	2025-2026 Requested	2025-2026 Final Budget
1480.52.121.5212100.0000.51952. Deputy	72,324.00	88,452.00	191,016.00	49,278.87	212,200.00	212,200.00
1480.52.121.5212100.0000.51953. Deputy	66,919.01	0.00	0.00	0.00	0.00	0.00
1480.52.121.5212100.0000.52102. Social Security (FICA)	121,905.62	148,889.54	319,093.00	155,127.81	338,625.00	338,625.00
1480.52.121.5212100.0000.52103. Medical Insurance	255,107.93	286,816.89	597,511.00	283,434.22	654,953.00	654,953.00
1480.52.121.5212100.0000.52104. Retirement	90,601.52	111,893.21	248,866.00	113,302.07	252,192.00	252,192.00
1480.52.121.5212100.0000.52105. Uniforms & Accessories	13,511.80	73,236.06	52,030.00	43,446.54	52,030.00	52,030.00
1480.52.121.5212100.0000.52106. Uniform Laundry	1,042.13	1,253.94	3,489.00	1,547.46	3,489.00	3,489.00
1480.52.121.5212100.0000.52119. Paid Family Leave Act	2,337.06	3,226.47	9,116.00	4,366.19	9,646.00	9,646.00
1480.52.121.5212100.0000.53101. Supplies	2,433.67	2,906.21	3,153.00	0.00	0.00	0.00
1480.52.121.5212100.0000.53106. Operating Supplies	11,023.56	20,902.47	13,160.00	21,118.09	31,313.00	31,313.00
1480.52.121.5212100.0000.53113. Training Supplies	957.08	175.62	3,667.00	8,042.52	13,667.00	3,667.00
1480.52.121.5212100.0000.53126. Ammunition	2,755.83	12,079.28	16,370.00	16,369.74	16,370.00	16,370.00
1480.52.121.5212100.0000.53201. Vehicle Fuel	63,131.96	60,920.36	172,640.00	66,885.25	116,640.00	0.00
1480.52.121.5212100.0000.53501. Minor Equipment & Small Tools	6,365.22	47,331.78	65,091.00	37,739.46	65,091.00	65,091.00
1480.52.121.5212100.0000.53503. Computer Software	5,429.98	6,525.07	139,500.00	36,724.17	139,500.00	139,500.00
1480.52.121.5212100.0000.53507. Non Replacement Computers	23,879.45	33,443.37	0.00	0.00	0.00	0.00
1480.52.121.5212100.0000.53508. Computer Replacement	809.23	7,599.09	35,283.00	8,062.93	35,283.00	35,283.00
1480.52.121.5212100.0000.54102. Contract Services	9,698.80	4,519.62	10,335.00	21,358.94	146,687.00	119,687.00
1480.52.121.5212100.0000.54103. Professional Services	1,829.42	6,497.58	8,460.00	19,000.30	8,460.00	8,460.00
1480.52.121.5212100.0000.54113. AFIS	0.00	0.00	1,200.00	0.00	1,200.00	1,200.00
1480.52.121.5212100.0000.54114. Pre-employment Exams	3,805.50	3,089.50	7,000.00	1,600.00	7,000.00	7,000.00

	2021 Actuals	2022 Actuals	2023-2024 Budget	2023 Actuals	2025-2026 Requested	2025-2026 Final Budget
1480.52.121.5212100.0000.54201. Postage	401.79	200.83	2,170.00	717.39	2,170.00	2,170.00
1480.52.121.5212100.0000.54202. Telephone	1,123.42	11,361.09	1,248.00	1,258.98	1,248.00	1,248.00
1480.52.121.5212100.0000.54301. Travel	6,480.38	3,844.99	15,680.00	6,183.36	15,680.00	15,680.00
1480.52.121.5212100.0000.54315. Meals	300.85	1,429.75	2,000.00	2,295.40	2,000.00	2,000.00
1480.52.121.5212100.0000.54724. BI-PIN	6,570.04	14,344.58	35,304.00	14,702.92	32,024.00	32,024.00
1480.52.121.5212100.0000.54727. EDC-800 MHZ User Fees	13,963.92	11,199.52	59,948.00	15,454.40	64,744.00	64,744.00
1480.52.121.5212100.0000.54728. Secomm	47,036.00	46,382.34	241,548.00	125,138.24	269,569.00	269,569.00
1480.52.121.5212100.0000.54733. 800 MHZ System Upgrade	0.00	10,226.00	20,577.00	9,168.00	19,735.00	19,735.00
1480.52.121.5212100.0000.54802. Repair/Maintenance-Vehicle	700.53	714.00	4,690.00	1,176.00	4,690.00	4,690.00
1480.52.121.5212100.0000.54813. Repair/Maintenance-Radios	0.00	0.00	15,701.00	2,479.61	15,701.00	15,701.00
1480.52.121.5212100.0000.54901. Association Dues	25.00	0.00	50.00	25.00	50.00	50.00
1480.52.121.5212100.0000.54905. Training	7,040.97	20,304.25	37,059.00	17,260.03	37,059.00	37,059.00
1480.52.121.5212100.0000.54906. Print/Bindery	0.00	0.00	3,015.00	0.00	3,015.00	3,015.00
1480.52.121.5212100.0000.54907. Other Misc Rentals/Fees	357.70	425.12	1,000.00	759.13	1,000.00	1,000.00
1480.52.121.5212100.0000.54908. Licenses & Special Fees	1,051.25	450.00	5,180.00	2,595.93	5,180.00	5,180.00
1480.52.121.5212100.0000.55119. EDC-800 MHZ User Fees	0.00	0.00	0.00	0.00	0.00	0.00
1480.52.121.5212100.0000.93201. Fuel Assessment	0.00	0.00	0.00	0.00	0.00	133,557.00
1480.52.121.5212100.0000.93580. New Comptr Hardware & Software	0.00	0.00	0.00	0.00	0.00	0.00
1480.52.121.5212100.0000.93581. IT Computer Repl Assessment	6,892.00	6,890.00	6,240.00	3,120.00	0.00	0.00
1480.52.121.5212100.0000.94110. Administrative Costs	0.00	0.00	0.00	0.00	0.00	0.00
1480.52.121.5212100.0000.94191. IT Administration Assessments	9,156.00	9,158.00	72,652.00	36,326.04	166,143.00	166,143.00

	2021 Actuals	2022 Actuals	2023-2024 Budget	2023 Actuals	2025-2026 Requested	2025-2026 Final Budget
1480.52.121.5212100.0000.94193.						
E R & R Fund Services	0.00	0.00	0.00	0.00	0.00	0.00
1480.52.121.5212100.0000.94503.						
IT Supplemental Assessment	0.00	286.05	0.00	1,540.71	0.00	0.00
1480.52.121.5212100.0000.94696.						
Workers Comp Assessments	37,496.00	37,496.00	179,672.00	89,835.96	173,614.00	173,614.00
1480.52.121.5212100.0000.94697.						
Insurance Mgmt Assessments	50,903.00	50,903.00	307,897.00	153,948.48	436,067.00	436,067.00
1480.52.121.5212100.0000.94699.						
Accumulated Leave Assessments	30,854.50	30,854.50	71,203.00	35,601.48	77,463.00	77,463.00
1480.52.121.5212100.0000.94894.						
E R & R Vehicle Maintenance	1,868.48	1,868.52	121,781.00	60,890.52	153,323.00	153,323.00
PS211215 - PS ICAC Program						
1480.52.121.5212150.0000.51377.						
Deputy Detective	90,223.86	108,335.25	216,233.00	107,949.53	219,581.00	219,581.00
1480.52.121.5212150.0000.51925.						
Overtime	266.06	-253.52	0.00	0.00	0.00	0.00
1480.52.121.5212150.0000.51935.						
Holiday	4,501.43	3,764.60	7,970.00	6,457.38	7,970.00	7,970.00
1480.52.121.5212150.0000.52102.						
Social Security (FICA)	7,115.74	8,389.26	16,542.00	8,638.36	17,408.00	17,408.00
1480.52.121.5212150.0000.52103.						
Medical Insurance	15,139.96	15,120.51	30,021.00	16,143.11	33,095.00	33,095.00
1480.52.121.5212150.0000.52104.						
Retirement	5,030.23	5,920.94	10,242.00	6,058.85	12,106.00	12,106.00
1480.52.121.5212150.0000.52105.						
Uniforms & Accessories	143.88	0.00	3,700.00	172.09	3,700.00	3,700.00
1480.52.121.5212150.0000.52106.						
Uniform Laundry	90.76	102.71	265.00	128.59	265.00	265.00
1480.52.121.5212150.0000.52119.						
Paid Family Leave Act	140.45	185.44	476.00	252.20	496.00	496.00
1480.52.121.5212150.0000.53101.						
Supplies	0.00	31.73	69.00	0.00	69.00	69.00
1480.52.121.5212150.0000.53106.						
Operating Supplies	0.00	134.78	692.00	110.85	692.00	692.00
1480.52.121.5212150.0000.53113.						
Training Supplies	0.00	5.78	213.00	0.00	213.00	213.00
1480.52.121.5212150.0000.53126.						
Ammunition	2,143.00	-1,075.00	994.00	993.93	994.00	994.00
1480.52.121.5212150.0000.53201.						
Vehicle Fuel	6,522.60	3,751.63	10,790.00	4,126.29	8,790.00	0.00
1480.52.121.5212150.0000.53501.						

	2021 Actuals	2022 Actuals	2023-2024 Budget	2023 Actuals	2025-2026 Requested	2025-2026 Final Budget
Minor Equipment & Small Tools 1480.52.121.5212150.0000.54301.	82.00	0.00	959.00	265.31	959.00	959.00
Travel 1480.52.121.5212150.0000.54315.	977.49	5,447.95	26,000.00	1,699.65	6,000.00	6,000.00
Meals 1480.52.121.5212150.0000.54802.	0.00	299.95	0.00	257.95	0.00	0.00
Repair/Maintenance-Vehicle 1480.52.121.5212150.0000.54813.	0.00	0.00	534.00	0.00	534.00	534.00
Repair/Maintenance-Radios 1480.52.121.5212150.0000.54905.	0.00	0.00	149.00	0.00	149.00	149.00
Training 1480.52.121.5212150.0000.54906.	0.00	1,720.00	1,109.00	3,850.00	1,109.00	1,109.00
Print/Bindery 1480.52.121.5212150.0000.93201.	0.00	0.00	128.00	0.00	128.00	128.00
Fuel Assessment 1480.52.121.5212150.0000.94696.	0.00	0.00	0.00	0.00	0.00	8,232.00
Workers Comp Assessments 1480.52.121.5212150.0000.94697.	2,083.00	2,083.00	8,984.00	4,491.96	8,267.00	8,267.00
Insurance Mgmt Assessments 1480.52.121.5212150.0000.94699.	2,828.00	2,828.00	17,105.00	8,552.52	20,765.00	20,765.00
Accumulated Leave Assessments PS211231 - PS Gang Task Force 1480.52.121.5212310.0000.51802.	1,673.00	1,673.00	3,924.00	1,962.00	3,982.00	3,982.00
Deputy 1480.52.121.5212310.0000.51925.	66,575.83	63,417.96	183,303.00	85,153.68	198,435.00	198,435.00
Overtime 1480.52.121.5212310.0000.51935.	8,161.74	35,555.46	12,990.00	37,670.27	12,990.00	12,990.00
Holiday 1480.52.121.5212310.0000.51949.	14,108.31	22,158.49	37,156.00	26,068.85	37,156.00	37,156.00
Deputy 1480.52.121.5212310.0000.51954.	88,765.80	108,578.70	211,974.00	108,241.92	228,428.00	228,428.00
Deputy 1480.52.121.5212310.0000.51955.	66,420.38	94,833.28	201,952.00	54,526.55	222,164.00	222,164.00
Sergeant 1480.52.121.5212310.0000.52102.	108,760.78	128,947.10	261,449.00	133,763.88	275,821.00	275,821.00
Social Security (FICA) 1480.52.121.5212310.0000.52103.	27,121.66	34,793.15	69,525.00	34,721.27	74,587.00	74,587.00
Medical Insurance 1480.52.121.5212310.0000.52104.	54,674.50	56,609.59	116,466.00	63,434.49	133,288.00	133,288.00
Retirement 1480.52.121.5212310.0000.52105.	18,691.23	24,084.45	48,168.00	23,487.85	51,870.00	51,870.00
Uniforms & Accessories	2,974.09	321.00	2,902.00	467.29	2,902.00	2,902.00

	2021 Actuals	2022 Actuals	2023-2024 Budget	2023 Actuals	2025-2026 Requested	2025-2026 Final Budget
1480.52.121.5212310.0000.52106. Uniform Laundry	333.22	377.11	973.00	472.13	973.00	973.00
1480.52.121.5212310.0000.52119. Paid Family Leave Act	434.73	754.92	2,000.00	965.66	2,125.00	2,125.00
1480.52.121.5212310.0000.53106. Operating Supplies	16,156.08	1,172.32	4,301.00	568.26	4,301.00	4,301.00
1480.52.121.5212310.0000.53201. Vehicle Fuel	6,586.80	15,522.64	44,661.00	17,404.34	34,661.00	0.00
1480.52.121.5212310.0000.53501. Minor Equipment & Small Tools	414.00	827.79	0.00	0.00	0.00	0.00
1480.52.121.5212310.0000.54103. Professional Services	6,788.62	1,407.08	1,800.00	484.64	1,800.00	1,800.00
1480.52.121.5212310.0000.54301. Travel	0.00	0.00	0.00	0.00	0.00	0.00
1480.52.121.5212310.0000.54724. BI-PIN	6,570.04	9,950.60	11,512.00	4,794.36	10,443.00	10,443.00
1480.52.121.5212310.0000.54727. EDC-800 MHZ User Fees	13,963.92	12,360.47	19,548.00	15,454.40	21,112.00	21,112.00
1480.52.121.5212310.0000.54728. Secomm	47,036.00	46,382.34	78,766.00	46,246.88	87,903.00	87,903.00
1480.52.121.5212310.0000.54733. 800 MHZ System Upgrade	0.00	10,226.00	6,710.00	2,990.00	6,435.00	6,435.00
1480.52.121.5212310.0000.54905. Training	875.00	0.00	0.00	0.00	0.00	0.00
1480.52.121.5212310.0000.93201. Fuel Assessment	0.00	0.00	0.00	0.00	0.00	34,409.00
1480.52.121.5212310.0000.94696. Workers Comp Assessments	8,332.50	8,332.50	35,934.00	17,967.00	33,069.00	33,069.00
1480.52.121.5212310.0000.94697. Insurance Mgmt Assessments	11,312.00	11,312.00	68,422.00	34,211.04	83,060.00	83,060.00
1480.52.121.5212310.0000.94699. Accumulated Leave Assessments	6,849.00	6,849.00	15,904.00	7,952.04	17,062.00	17,062.00
PS214210 - PS Law Enforcement						
1480.94.121.5942100.0000.56401. Capital Outlay	42,020.38	184,237.57	517,035.00	158,740.63	325,000.00	325,000.00
1480.94.121.5942100.0000.56410. Capital Outlay - Vehicles	0.00	0.00	0.00	26,429.54	0.00	0.00
122 - Metro Drug Task Force						1,199,408.00
PS221530 - PS Legal Services						
1480.51.122.5153000.0000.51338. Assistant Chief Deputy	139,224.00	145,635.18	304,754.00	158,110.00	342,392.00	342,392.00
1480.51.122.5153000.0000.52102.						

	2021 Actuals	2022 Actuals	2023-2024 Budget	2023 Actuals	2025-2026 Requested	2025-2026 Final Budget
Social Security (FICA)	10,573.46	10,984.05	23,314.00	12,095.40	26,193.00	26,193.00
1480.51.122.5153000.0000.52103.						
Medical Insurance	17,266.20	17,061.20	34,071.00	17,372.20	35,295.00	35,295.00
1480.51.122.5153000.0000.52104.						
Retirement	16,163.94	14,997.65	31,237.00	15,646.96	32,630.00	32,630.00
1480.51.122.5153000.0000.52119.						
Paid Family Leave Act	204.28	237.47	671.00	342.80	746.00	746.00
1480.51.122.5153000.0000.94696.						
Workers Comp Assessments	1,214.50	1,214.50	3,871.00	1,935.48	8,347.00	8,347.00
1480.51.122.5153000.0000.94697.						
Insurance Mgmt Assessments	1,322.50	1,322.50	6,916.00	3,458.04	12,438.00	12,438.00
1480.51.122.5153000.0000.94699.						
Accumulated Leave Assessments	2,389.00	2,389.00	5,333.00	2,666.52	5,992.00	5,992.00
PS222121 - PS Investigation						
1480.52.122.5212100.0000.51531.						
Deputy Detective	74,000.00	92,722.41	219,491.00	94,987.78	227,503.00	227,503.00
1480.52.122.5212100.0000.51821.						
Deputy Detective	75,955.90	68,951.91	202,834.00	52,038.14	201,699.00	201,699.00
1480.52.122.5212100.0000.51925.						
Overtime	0.00	3,492.87	4,660.00	672.69	4,660.00	4,660.00
1480.52.122.5212100.0000.51935.						
Holiday	0.00	9,697.02	8,900.00	9,334.12	8,900.00	8,900.00
1480.52.122.5212100.0000.52102.						
Social Security (FICA)	11,454.23	13,352.74	33,422.00	12,159.65	33,871.00	33,871.00
1480.52.122.5212100.0000.52103.						
Medical Insurance	24,871.27	23,883.74	60,013.00	26,420.37	65,922.00	65,922.00
1480.52.122.5212100.0000.52104.						
Retirement	7,960.94	9,233.76	23,155.00	8,295.49	23,555.00	23,555.00
1480.52.122.5212100.0000.52105.						
Uniforms & Accessories	0.00	2,802.68	6,391.00	560.19	6,391.00	6,391.00
1480.52.122.5212100.0000.52106.						
Uniform Laundry	79.08	88.33	231.00	112.09	231.00	231.00
1480.52.122.5212100.0000.52119.						
Paid Family Leave Act	77.98	291.39	961.00	341.25	965.00	965.00
1480.52.122.5212100.0000.53101.						
Supplies	0.00	0.00	169.00	0.00	0.00	0.00
1480.52.122.5212100.0000.53106.						
Operating Supplies	47.70	7,347.91	1,392.00	874.94	1,561.00	1,561.00
1480.52.122.5212100.0000.53113.						
Training Supplies	0.00	0.00	428.00	0.00	428.00	428.00
1480.52.122.5212100.0000.53126.						
Ammunition	491.50	1,552.61	1,994.00	1,993.55	1,994.00	1,994.00

	2021 Actuals	2022 Actuals	2023-2024 Budget	2023 Actuals	2025-2026 Requested	2025-2026 Final Budget	
1480.52.122.5212100.0000.94110.							
Administrative Costs	0.00	0.00	0.00	0.00	0.00	0.00	
1480.52.122.5212100.0000.94191.							
IT Administration Assessments	216.00	216.00	4,891.00	2,445.48	26,370.00	26,370.00	
1480.52.122.5212100.0000.94193.							
E R & R Fund Services	0.00	59,252.76	0.00	28,802.35	0.00	0.00	
1480.52.122.5212100.0000.94696.							
Workers Comp Assessments	3,644.00	3,644.00	7,743.00	3,871.56	16,694.00	16,694.00	
1480.52.122.5212100.0000.94697.							
Insurance Mgmt Assessments	3,968.00	3,968.00	20,748.00	10,374.00	24,877.00	24,877.00	
1480.52.122.5212100.0000.94699.							
Accumulated Leave Assessments	3,271.50	3,271.50	7,628.00	3,813.96	7,748.00	7,748.00	
123 - Superior Court							514,160.00
PS231221 - PS Superior Court							
1480.51.123.5122100.0000.51473.							
Superior Court Judges	70,884.65	71,504.86	144,250.00	77,803.64	162,271.00	162,271.00	
1480.51.123.5122100.0000.51480.							
Court Commissioner	63,796.20	64,354.34	129,825.00	70,023.27	146,044.00	146,044.00	
1480.51.123.5122100.0000.51489.							
Office Support	0.00	0.00	0.00	0.00	0.00	0.00	
1480.51.123.5122100.0000.51490.							
Case Manager I	15,160.77	16,718.54	33,668.00	13,439.35	44,154.00	0.00	
1480.51.123.5122100.0000.51548.							
Bailiff	0.00	0.00	0.00	29,894.64	0.00	0.00	
1480.51.123.5122100.0000.51550.							
Bailiff	0.00	0.00	58,604.00	32,736.16	0.00	0.00	
1480.51.123.5122100.0000.51553.							
Bailiff	0.00	0.00	58,604.00	0.00	0.00	76,289.00	
1480.51.123.5122100.0000.51681.							
Bailiff	23,302.86	22,743.69	71,497.00	32,638.35	0.00	0.00	
1480.51.123.5122100.0000.52102.							
Social Security (FICA)	7,846.98	7,158.81	26,942.00	13,048.77	13,910.00	17,008.00	
1480.51.123.5122100.0000.52103.							
Medical Insurance	14,666.40	12,721.73	73,033.00	36,607.71	24,405.00	33,191.00	
1480.51.123.5122100.0000.52104.							
Retirement	11,819.20	8,858.98	36,100.00	16,594.62	18,129.00	21,188.00	
1480.51.123.5122100.0000.52105.							
Uniforms & Accessories	0.00	0.00	825.00	148.00	0.00	0.00	
1480.51.123.5122100.0000.52119.							
Paid Family Leave Act	151.31	152.91	517.00	366.12	558.00	485.00	
1480.51.123.5122100.0000.54202.							
Telephone	0.00	0.00	805.00	0.00	805.00	805.00	

	2021 Actuals	2022 Actuals	2023-2024 Budget	2023 Actuals	2025-2026 Requested	2025-2026 Final Budget	
1480.51.123.5122100.0000.54901.							
Association Dues	665.63	665.63	1,513.00	693.75	1,513.00	1,513.00	
1480.51.123.5122100.0000.94191.							
IT Administration Assessments	0.00	0.00	24,790.00	12,395.04	22,260.00	22,260.00	
1480.51.123.5122100.0000.94696.							
Workers Comp Assessments	126.00	126.00	861.00	430.56	1,788.00	1,788.00	
1480.51.123.5122100.0000.94697.							
Insurance Mgmt Assessments	412.00	412.00	7,738.00	3,869.04	26,707.00	26,707.00	
1480.51.123.5122100.0000.94699.							
Accumulated Leave Assessments	264.00	264.00	3,363.00	1,681.56	4,612.00	4,611.00	
135 - Public Safety Administration							657,618.00
PS351962 - PS Security							
1480.51.135.5196200.0000.51840.							
Court Security	0.00	0.00	0.00	0.00	120,000.00	0.00	
1480.51.135.5196200.0000.51841.							
Court Security	0.00	0.00	0.00	0.00	120,000.00	0.00	
1480.51.135.5196200.0000.51842.							
Court Security	0.00	0.00	0.00	0.00	120,000.00	0.00	
1480.51.135.5196200.0000.52102.							
Social Security (FICA)	0.00	0.00	0.00	0.00	27,540.00	0.00	
1480.51.135.5196200.0000.52103.							
Medical Insurance	0.00	0.00	0.00	0.00	105,883.00	0.00	
1480.51.135.5196200.0000.52104.							
Retirement	0.00	0.00	0.00	0.00	34,308.00	0.00	
1480.51.135.5196200.0000.52119.							
Paid Family Leave Act	0.00	0.00	0.00	0.00	785.00	0.00	
1480.51.135.5196200.0000.54431.							
Security	0.00	0.00	0.00	0.00	0.00	527,993.00	
PS355720 - PS COMMUNITY SERVICES							
1480.55.135.5572000.0000.51652.							
Communications Coordinator	34,961.88	32,531.68	57,714.00	22,135.76	84,992.00	84,992.00	
1480.55.135.5572000.0000.51663.							
Communications Coordinator	0.00	0.00	0.00	0.00	0.00	0.00	
1480.55.135.5572000.0000.52102.							
Social Security (FICA)	2,674.56	2,488.67	4,415.00	1,693.25	6,502.00	6,502.00	
1480.55.135.5572000.0000.52103.							
Medical Insurance	8,633.10	7,249.06	11,925.00	5,068.35	17,648.00	17,648.00	
1480.55.135.5572000.0000.52104.							
Retirement	4,059.08	3,347.47	5,916.00	2,167.30	8,100.00	8,100.00	
1480.55.135.5572000.0000.52119.							
Paid Family Leave Act	51.69	53.60	127.00	48.09	185.00	185.00	
1480.55.135.5572000.0000.53101.							

	2021 Actuals	2022 Actuals	2023-2024 Budget	2023 Actuals	2025-2026 Requested	2025-2026 Final Budget
Supplies	241.03	77.50	500.00	0.00	500.00	500.00
1480.55.135.5572000.0000.53201.						
Vehicle Fuel	0.00	0.00	253.00	103.23	253.00	0.00
1480.55.135.5572000.0000.53501.						
Minor Equipment & Small Tools	0.00	0.00	0.00	0.00	0.00	0.00
1480.55.135.5572000.0000.53503.						
Computer Software	0.00	0.00	250.00	0.00	250.00	250.00
1480.55.135.5572000.0000.53508.						
Computer Replacement	0.00	0.00	797.00	0.00	797.00	797.00
1480.55.135.5572000.0000.54103.						
Professional Services	194.83	528.51	1,000.00	114.00	1,000.00	1,000.00
1480.55.135.5572000.0000.54201.						
Postage	0.00	0.00	100.00	0.00	100.00	100.00
1480.55.135.5572000.0000.54202.						
Telephone	0.00	0.00	0.00	0.00	0.00	0.00
1480.55.135.5572000.0000.54301.						
Travel	0.00	137.50	2,000.00	-137.50	2,000.00	2,000.00
1480.55.135.5572000.0000.54304.						
Registration Fees	25.00	15.00	0.00	60.01	0.00	0.00
1480.55.135.5572000.0000.54315.						
Meals	0.00	0.00	0.00	0.00	0.00	0.00
1480.55.135.5572000.0000.54905.						
Training	299.00	0.00	1,652.00	0.00	1,652.00	1,652.00
1480.55.135.5572000.0000.54906.						
Print/Bindery	0.00	167.37	250.00	161.16	250.00	250.00
1480.55.135.5572000.0000.93201.						
Fuel Assessment	0.00	0.00	0.00	0.00	0.00	253.00
1480.55.135.5572000.0000.93581.						
IT Computer Repl Assessment	228.00	228.00	0.00	0.00	0.00	0.00
1480.55.135.5572000.0000.94191.						
IT Administration Assessments	1,172.00	1,173.00	5,508.00	2,754.00	1,840.00	1,840.00
1480.55.135.5572000.0000.94594.						
Building / Office Rent	721.00	721.00	1,377.00	688.56	1,391.00	1,391.00
1480.55.135.5572000.0000.94696.						
Workers Comp Assessments	173.50	173.50	356.00	177.96	678.00	678.00
1480.55.135.5572000.0000.94697.						
Insurance Mgmt Assessments	565.00	565.00	0.00	0.00	0.00	0.00
1480.55.135.5572000.0000.94699.						
Accumulated Leave Assessments	610.50	610.50	1,010.00	504.96	1,487.00	1,487.00

136 - Office of Public Defense

PS365910 - PS General Indigent Defense

1480.51.136.5159100.0000.51144.

4,502,414.00

	2021 Actuals	2022 Actuals	2023-2024 Budget	2023 Actuals	2025-2026 Requested	2025-2026 Final Budget
OPD Legal Support Manager 1480.51.136.5159100.0000.51656.	3,147.68	3,241.89	6,485.00	4,380.20	29,420.00	29,420.00
Legal Secretary V 1480.51.136.5159100.0000.51716.	40,597.49	28,695.09	111,576.00	57,396.21	0.00	0.00
Legal Secretary IV 1480.51.136.5159100.0000.51920.	40,529.00	47,809.00	129,498.00	65,527.00	0.00	0.00
Public Defense Manager 1480.51.136.5159100.0000.51925.	0.00	0.00	0.00	26,836.77	93,131.00	93,131.00
Overtime 1480.51.136.5159100.0000.52102.	0.00	882.37	0.00	0.00	0.00	0.00
Social Security (FICA) 1480.51.136.5159100.0000.52103.	6,416.16	6,090.99	18,938.00	11,645.94	9,375.00	9,375.00
Medical Insurance 1480.51.136.5159100.0000.52104.	34,761.34	28,125.97	69,742.00	31,070.39	13,767.00	13,767.00
Retirement 1480.51.136.5159100.0000.52119.	9,798.90	8,386.50	25,375.00	15,116.19	11,679.00	11,679.00
Paid Family Leave Act 1480.51.136.5159100.0000.93581.	124.55	136.71	545.00	332.49	267.00	267.00
IT Computer Repl Assessment 1480.51.136.5159100.0000.94191.	1,576.00	1,573.00	0.00	0.00	0.00	0.00
IT Administration Assessments 1480.51.136.5159100.0000.94696.	0.00	0.00	17,117.00	8,558.52	0.00	0.00
Workers Comp Assessments 1480.51.136.5159100.0000.94697.	318.00	318.00	1,568.00	783.96	278.00	278.00
Insurance Mgmt Assessments 1480.51.136.5159100.0000.94699.	1,037.50	1,037.50	7,738.00	3,869.04	6,677.00	6,677.00
Accumulated Leave Assessments PS365911 - PS District Court Indigent Def 1480.51.136.5159110.0000.51144.	1,518.50	1,518.50	4,333.00	2,166.48	2,145.00	2,145.00
OPD Legal Support Manager 1480.51.136.5159110.0000.51529.	0.00	0.00	0.00	0.00	0.00	0.00
Temporary Help – Rule 9 1480.51.136.5159110.0000.51565.	0.00	9,324.00	65,850.00	0.00	65,850.00	65,850.00
Public Defense Attorney II 1480.51.136.5159110.0000.51634.	0.00	0.00	0.00	1,597.90	28,851.00	28,851.00
Public Defense Attorney 1480.51.136.5159110.0000.51656.	0.00	0.00	0.00	9,379.81	41,050.00	41,050.00
Legal Secretary V 1480.51.136.5159110.0000.51716.	0.00	0.00	0.00	0.00	127,343.00	127,343.00
Legal Secretary IV 1480.51.136.5159110.0000.51724.	0.00	0.00	0.00	0.00	0.00	0.00
Public Defense Attorney II	2,750.91	23,014.20	173,160.00	86,853.02	200,736.00	200,736.00

	2021 Actuals	2022 Actuals	2023-2024 Budget	2023 Actuals	2025-2026 Requested	2025-2026 Final Budget
1480.51.136.5159110.0000.51786. Legal Secretary III	0.00	0.00	0.00	0.00	0.00	0.00
1480.51.136.5159110.0000.51928. Public Defense Attorney I	0.00	0.00	0.00	9,379.81	41,050.00	41,050.00
1480.51.136.5159110.0000.52102. Social Security (FICA)	210.45	2,473.93	18,292.00	8,201.49	38,623.00	38,623.00
1480.51.136.5159110.0000.52103. Medical Insurance	0.00	5,704.40	34,071.00	20,887.06	79,271.00	79,271.00
1480.51.136.5159110.0000.52104. Retirement	281.97	2,391.18	17,749.00	10,506.06	48,115.00	48,115.00
1480.51.136.5159110.0000.52119. Paid Family Leave Act	4.03	56.01	526.00	232.95	1,100.00	1,100.00
1480.51.136.5159110.0000.54101. Legal Services	371,505.00	0.00	652,000.00	553,217.40	1,385,000.00	1,385,000.00
1480.51.136.5159110.0000.54202. Telephone	0.00	0.00	2,640.00	0.00	2,640.00	2,640.00
1480.51.136.5159110.0000.93580. New Comptr Hardware & Software	0.00	0.00	0.00	0.00	0.00	0.00
1480.51.136.5159110.0000.94191. IT Administration Assessments	0.00	0.00	0.00	0.00	2,263.00	2,263.00
1480.51.136.5159110.0000.94696. Workers Comp Assessments	0.00	0.00	0.00	0.00	1,739.00	1,739.00
1480.51.136.5159110.0000.94697. Insurance Mgmt Assessments	0.00	0.00	0.00	0.00	6,677.00	6,677.00
1480.51.136.5159110.0000.94699. Accumulated Leave Assessments	0.00	0.00	3,030.00	1,515.00	8,835.00	8,835.00
PS365919 - PS OPD Limited Use Funds						
1480.51.136.5159190.0000.51304. Public Defense Attorney II	0.00	0.00	0.00	8,397.00	40,992.00	40,992.00
1480.51.136.5159190.0000.51566. Chief Staff Defender	0.00	0.00	0.00	3,349.52	83,818.00	83,818.00
1480.51.136.5159190.0000.51700. Public Defense Attorney II	0.00	0.00	0.00	7,263.35	29,101.00	29,101.00
1480.51.136.5159190.0000.51716. Legal Secretary IV	0.00	0.00	0.00	0.00	150,799.00	150,799.00
1480.51.136.5159190.0000.52102. Social Security (FICA)	0.00	0.00	0.00	1,452.71	23,310.00	23,310.00
1480.51.136.5159190.0000.52103. Medical Insurance	0.00	0.00	0.00	2,498.34	46,829.00	46,829.00
1480.51.136.5159190.0000.52104. Retirement	0.00	0.00	0.00	1,820.85	29,039.00	29,039.00
1480.51.136.5159190.0000.52119.						

	2021 Actuals	2022 Actuals	2023-2024 Budget	2023 Actuals	2025-2026 Requested	2025-2026 Final Budget	
Paid Family Leave Act	0.00	0.00	0.00	41.24	664.00	664.00	
1480.51.136.5159190.0000.54103.							
Professional Services	153,770.00	1,230.00	25,065.00	41,083.85	25,065.00	25,065.00	
1480.51.136.5159190.0000.54163.							
Superior Court Indigent Defnse	215,660.00	0.00	1,056,066.00	923,714.78	1,809,066.00	1,809,066.00	
1480.51.136.5159190.0000.54905.							
Training	338.58	75.00	2,500.00	234.38	2,500.00	2,500.00	
1480.51.136.5159190.0000.94191.							
IT Administration Assessments	0.00	0.00	0.00	0.00	2,262.00	2,262.00	
1480.51.136.5159190.0000.94696.							
Workers Comp Assessments	0.00	0.00	0.00	0.00	1,078.00	1,078.00	
1480.51.136.5159190.0000.94697.							
Insurance Mgmt Assessments	0.00	0.00	0.00	0.00	6,676.00	6,676.00	
1480.51.136.5159190.0000.94699.							
Accumulated Leave Assessments	0.00	0.00	0.00	0.00	5,333.00	5,333.00	
PS365950 - PS Juv Depend &Term of Parenta							
1480.51.136.5159500.0000.54102.							
Contract Services	20,065.00	0.00	0.00	0.00	0.00	0.00	
138 - Adult & Juvenile Drug Court							1,535,604.00
PS381221 - PS Adult Drug Court							
1480.51.138.5122130.0000.51496.							
Behavioral Health Specialist	38,278.66	41,313.02	85,922.00	38,844.42	130,453.00	93,182.00	
1480.51.138.5122130.0000.51536.							
Therapeutic Court Coordinator	56,692.56	59,106.95	116,763.00	62,366.97	188,832.00	134,883.00	
1480.51.138.5122130.0000.51542.							
Behavioral Health Specialist	36,300.75	38,897.95	80,903.00	40,559.45	130,453.00	93,182.00	
1480.51.138.5122130.0000.51748.							
Office Support Adult Drug Crt	0.00	0.00	0.00	0.00	96,036.00	96,036.00	
1480.51.138.5122130.0000.51753.							
BH Specialist - APO	0.00	0.00	0.00	0.00	128,700.00	0.00	
1480.51.138.5122130.0000.51760.							
BH Specialist - APO	0.00	0.00	0.00	0.00	128,700.00	0.00	
1480.51.138.5122130.0000.52102.							
Social Security (FICA)	10,018.11	10,562.83	21,694.00	10,708.78	61,443.00	31,922.00	
1480.51.138.5122130.0000.52103.							
Medical Insurance	32,662.31	32,781.06	65,460.00	32,580.28	190,632.00	96,178.00	
1480.51.138.5122130.0000.52104.							
Retirement	10,791.62	10,092.64	29,068.00	11,720.85	76,542.00	39,767.00	
1480.51.138.5122130.0000.52119.							
Paid Family Leave Act	193.96	230.76	624.00	308.03	1,481.00	909.00	
1480.51.138.5122130.0000.53101.							
Supplies	3,754.71	17,820.64	20,481.00	19,738.54	40,000.00	30,241.00	

	2021 Actuals	2022 Actuals	2023-2024 Budget	2023 Actuals	2025-2026 Requested	2025-2026 Final Budget
1480.51.138.5122130.0000.53130. Incentives	0.00	0.00	0.00	0.00	15,000.00	7,500.00
1480.51.138.5122130.0000.53501. Minor Equipment & Small Tools	888.83	0.00	19,498.00	0.00	6,858.00	19,498.00
1480.51.138.5122130.0000.54102. Contract Services	648.47	5,216.38	25,049.00	1,611.24	88,000.00	52,957.00
1480.51.138.5122130.0000.54103. Professional Services	417.87	-3,918.97	16,513.00	1,266.67	25,500.00	21,007.00
1480.51.138.5122130.0000.54163. Superior Court Indigent Defnse	59,892.00	54,901.00	137,760.00	74,046.00	353,136.00	353,136.00
1480.51.138.5122130.0000.54202. Telephone	26.54	30.00	0.00	0.00	5,280.00	2,640.00
1480.51.138.5122130.0000.54301. Travel	0.00	9,254.65	2,917.00	1,642.67	36,000.00	11,459.00
1480.51.138.5122130.0000.54315. Meals	0.00	0.00	0.00	582.10	0.00	0.00
1480.51.138.5122130.0000.54901. Association Dues	178.58	171.43	410.00	501.44	1,700.00	1,055.00
1480.51.138.5122130.0000.54905. Training	0.00	1,703.61	3,206.00	300.00	29,000.00	11,463.00
1480.51.138.5122130.0000.93580. New Comptr Hardware & Software	0.00	0.00	0.00	0.00	6,400.00	0.00
1480.51.138.5122130.0000.93581. IT Computer Replt Assessments	0.00	0.00	0.00	0.00	0.00	0.00
1480.51.138.5122130.0000.94191. IT Administration Assessments	1,652.00	1,651.00	0.00	0.00	24,369.00	17,407.00
1480.51.138.5122130.0000.94594. Building / Office Rent	691.00	691.00	3,359.00	1,679.52	5,910.00	4,568.00
1480.51.138.5122130.0000.94696. Workers Comp Assessments	578.50	578.50	1,477.00	738.48	2,449.00	1,141.00
1480.51.138.5122130.0000.94697. Insurance Mgmt Assessments	1,887.50	1,887.50	5,803.00	2,901.48	14,157.00	12,592.00
1480.51.138.5122130.0000.94699. Accumulated Leave Assessments	2,100.00	2,100.00	4,963.00	2,481.48	7,453.00	5,323.00
PS381223 - PS Juvenile Drug Court						
1480.51.138.5122320.0000.51605. Counselor I	24,380.41	15,066.48	64,440.00	17,975.47	70,067.00	70,067.00
1480.51.138.5122320.0000.51664. Counselor II	64,521.60	67,992.35	142,104.00	73,170.25	154,493.00	154,493.00
1480.51.138.5122320.0000.52102. Social Security (FICA)	6,766.51	6,320.15	15,800.00	6,960.60	17,179.00	17,179.00
1480.51.138.5122320.0000.52103.						

	2021 Actuals	2022 Actuals	2023-2024 Budget	2023 Actuals	2025-2026 Requested	2025-2026 Final Budget	
Medical Insurance 1480.51.138.5122320.0000.52104.	15,664.12	13,877.41	33,251.00	14,552.26	37,143.00	37,143.00	
Retirement 1480.51.138.5122320.0000.52119.	10,205.58	8,567.87	21,708.00	9,030.52	21,401.00	21,401.00	
Paid Family Leave Act 1480.51.138.5122320.0000.53101.	131.25	136.91	454.00	198.34	489.00	489.00	
Supplies 1480.51.138.5122320.0000.53130.	2,069.99	247.27	8,040.00	777.92	8,000.00	8,040.00	
Incentives 1480.51.138.5122320.0000.53201.	330.51	1,000.02	2,760.00	243.52	2,700.00	2,760.00	
Vehicle Fuel 1480.51.138.5122320.0000.54101.	571.47	522.85	880.00	513.95	980.00	0.00	
Legal Services 1480.51.138.5122320.0000.54103.	0.00	11,000.00	0.00	26,400.00	52,800.00	52,800.00	
Professional Services 1480.51.138.5122320.0000.54131.	34,602.42	21,150.75	60,726.00	8,233.31	9,018.00	9,018.00	
Security 1480.51.138.5122320.0000.93201.	148.77	0.00	9,592.00	0.00	8,500.00	8,500.00	
Fuel Assessment 1480.51.138.5122320.0000.94191.	0.00	0.00	0.00	0.00	0.00	880.00	
IT Administration Assessments 1480.51.138.5122320.0000.94696.	0.00	0.00	15,699.00	7,849.56	2,746.00	2,746.00	
Workers Comp Assessments 1480.51.138.5122320.0000.94697.	578.50	578.50	985.00	492.48	674.00	674.00	
Insurance Mgmt Assessments 1480.51.138.5122320.0000.94699.	1,887.50	1,887.50	5,803.00	2,901.48	7,438.00	7,438.00	
Accumulated Leave Assessments 171 - Juvenile-Operations	1,609.00	1,609.00	3,615.00	1,807.56	3,930.00	3,930.00	815,687.00
PS712710 - PS Juvenile Administration 1480.52.171.5271000.0000.51710.							
Counselor I 1480.52.171.5271000.0000.51739.	42,567.30	44,852.44	93,840.00	48,330.50	102,200.00	102,200.00	
Counselor II 1480.52.171.5271000.0000.51911.	6,110.00	25,499.14	43,608.00	18,846.88	50,921.00	50,921.00	
Temporary Help-Clerical 1480.52.171.5271000.0000.52102.	0.00	0.00	13,216.00	0.00	13,216.00	13,216.00	
Social Security (FICA) 1480.52.171.5271000.0000.52103.	3,750.58	5,221.71	11,526.00	5,076.07	12,725.00	12,725.00	
Medical Insurance 1480.52.171.5271000.0000.52104.	9,091.51	12,093.34	22,942.00	11,283.86	27,061.00	27,061.00	
Retirement 1480.52.171.5271000.0000.52119.	5,453.38	7,403.54	14,446.00	6,854.90	15,852.00	15,852.00	

	2021 Actuals	2022 Actuals	2023-2024 Budget	2023 Actuals	2025-2026 Requested	2025-2026 Final Budget
Paid Family Leave Act 1480.52.171.5271000.0000.54103.	71.85	117.51	312.00	146.09	362.00	362.00
Professional Services 1480.52.171.5271000.0000.93581.	18,465.78	17,463.35	85,000.00	26,749.14	85,000.00	85,000.00
IT Computer Replt Assessments 1480.52.171.5271000.0000.94191.	460.00	460.00	460.00	230.04	0.00	0.00
IT Administration Assessments 1480.52.171.5271000.0000.94696.	0.00	0.00	23,802.00	11,901.00	7,150.00	7,150.00
Workers Comp Assessments 1480.52.171.5271000.0000.94697.	146.50	146.50	4,737.00	2,368.56	11,226.00	11,226.00
Insurance Mgmt Assessments 1480.52.171.5271000.0000.94699.	477.50	477.50	2,579.00	1,289.52	5,342.00	5,342.00
Accumulated Leave Assessments PS715210 - PS Educ Employ Oppty - Juvenil 1480.55.171.5521000.0000.51668.	1,186.50	1,186.50	2,637.00	1,318.56	2,911.00	2,911.00
Counselor II 1480.55.171.5521000.0000.51911.	0.00	19,354.74	18,576.00	9,761.31	42,138.00	42,138.00
Temporary Help-Clerical 1480.55.171.5521000.0000.52102.	609.08	920.72	14,956.00	1,898.38	14,956.00	14,956.00
Social Security (FICA) 1480.55.171.5521000.0000.52103.	46.57	1,506.66	2,566.00	877.25	4,368.00	4,368.00
Medical Insurance 1480.55.171.5521000.0000.52104.	0.00	3,289.11	2,896.00	1,663.20	6,753.00	6,753.00
Retirement 1480.55.171.5521000.0000.52119.	0.00	2,031.58	1,952.00	964.86	5,441.00	5,441.00
Paid Family Leave Act 1480.55.171.5521000.0000.53101.	0.91	32.32	74.00	25.12	124.00	124.00
Supplies 1480.55.171.5521000.0000.53201.	2,440.86	3,536.82	28,400.00	3,072.25	25,675.00	28,400.00
Vehicle Fuel 1480.55.171.5521000.0000.53501.	0.00	0.00	0.00	249.27	2,725.00	0.00
Minor Equipment & Small Tools 1480.55.171.5521000.0000.53508.	229.45	0.00	0.00	0.00	0.00	0.00
Computer Replacement 1480.55.171.5521000.0000.54103.	0.00	0.00	0.00	0.00	0.00	0.00
Professional Services 1480.55.171.5521000.0000.94696.	75,516.13	75,947.88	375,400.00	86,710.53	375,400.00	375,400.00
Workers Comp Assessments 1480.55.171.5521000.0000.94697.	73.00	73.00	2,369.00	1,184.52	2,806.00	2,806.00
Insurance Mgmt Assessments	238.50	238.50	1,290.00	645.00	1,335.00	1,335.00

1490 - Protective Inspection Srvs Fnd

2,537,005.00

000 - No Department

	2021 Actuals	2022 Actuals	2023-2024 Budget	2023 Actuals	2025-2026 Requested	2025-2026 Final Budget
BU524200 - BU Inspections Prmts Cert &						
1490.52.000.5242000.0000.51137.						
Building Manager	94,005.05	99,630.00	209,645.00	105,120.00	227,376.00	227,376.00
1490.52.000.5242000.0000.51195.						
Office Assistant II	55,800.00	58,914.00	126,504.00	65,136.00	137,568.00	137,568.00
1490.52.000.5242000.0000.51196.						
Permit Technician	0.00	0.00	0.00	0.00	0.00	0.00
1490.52.000.5242000.0000.51197.						
Building Inspector III	60,419.00	64,408.00	135,664.00	70,946.00	135,504.00	135,504.00
1490.52.000.5242000.0000.51199.						
Permit Technician	25,557.14	41,861.96	103,556.00	44,539.50	113,360.00	113,360.00
1490.52.000.5242000.0000.51200.						
Building Inspector II	31,814.92	51,938.00	109,402.00	51,531.00	119,604.00	119,604.00
1490.52.000.5242000.0000.51203.						
Assistant Building Manager	78,594.04	59,764.00	136,067.00	52,930.38	163,272.00	163,272.00
1490.52.000.5242000.0000.51204.						
Building Inspector II	52,945.00	44,099.26	106,005.00	60,476.30	142,296.00	142,296.00
1490.52.000.5242000.0000.51276.						
Permit Technician	0.00	0.00	0.00	18,021.30	132,192.00	132,192.00
1490.52.000.5242000.0000.51332.						
Office Assistant I	31,727.26	14,709.95	34,613.00	11,870.67	33,548.00	33,548.00
1490.52.000.5242000.0000.51521.						
Building Inspector III	0.00	0.00	144,090.00	3,008.10	119,604.00	119,604.00
1490.52.000.5242000.0000.51528.						
Fire Marshal	99,096.00	102,060.00	204,120.00	1,212.93	0.00	0.00
1490.52.000.5242000.0000.51905.						
Temporary Help	0.00	0.00	10,000.00	0.00	18,700.00	18,700.00
1490.52.000.5242000.0000.51925.						
Overtime	0.00	0.00	400.00	0.00	400.00	400.00
1490.52.000.5242000.0000.52102.						
Social Security (FICA)	40,500.55	40,742.69	100,985.00	36,896.29	102,772.00	102,772.00
1490.52.000.5242000.0000.52103.						
Medical Insurance	137,050.25	129,756.83	301,191.00	118,844.04	305,413.00	305,413.00
1490.52.000.5242000.0000.52104.						
Retirement	61,260.17	55,340.04	135,509.00	48,133.58	128,028.00	128,028.00
1490.52.000.5242000.0000.52105.						
Uniforms & Accessories	1,074.19	203.08	2,500.00	45.00	2,500.00	2,500.00
1490.52.000.5242000.0000.52119.						
Paid Family Leave Act	783.95	890.38	2,904.00	1,054.07	2,927.00	2,927.00
1490.52.000.5242000.0000.53101.						
Supplies	4,531.63	2,605.57	7,500.00	1,824.60	7,500.00	7,500.00
1490.52.000.5242000.0000.53106.						

	2021 Actuals	2022 Actuals	2023-2024 Budget	2023 Actuals	2025-2026 Requested	2025-2026 Final Budget
New Comptr Hardware & Software 1490.52.000.5242000.0000.93581.	0.00	0.00	10,200.00	0.00	0.00	0.00
IT Computer Repl Assessment 1490.52.000.5242000.0000.94180.	7,268.00	7,269.00	18,332.00	9,165.96	10,458.00	10,458.00
Legal Services - PA 1490.52.000.5242000.0000.94191.	0.00	0.00	12,000.00	0.00	12,000.00	12,000.00
IT Administration Assessments 1490.52.000.5242000.0000.94198.	33,676.00	33,674.00	162,046.00	81,023.04	159,078.00	157,625.00
Road Fund Services 1490.52.000.5242000.0000.94591.	4,746.90	0.00	15,000.00	0.00	15,000.00	15,000.00
E R & R Replacement Assessment 1490.52.000.5242000.0000.94594.	27,804.00	24,388.00	38,352.00	21,072.00	30,408.00	30,408.00
Building / Office Rent 1490.52.000.5242000.0000.94696.	28,859.52	28,859.48	88,124.00	44,061.96	87,433.00	87,433.00
Workers Comp Assessments 1490.52.000.5242000.0000.94697.	16,765.50	16,765.50	23,527.00	11,763.48	31,241.00	31,241.00
Insurance Mgmt Assessments 1490.52.000.5242000.0000.94699.	8,591.50	8,591.50	31,538.00	15,768.96	54,380.00	54,380.00
Accumulated Leave Assessments 1490.52.000.5242000.0000.94894.	8,867.50	8,867.50	23,101.00	11,550.48	23,510.00	23,510.00
E R & R Vehicle Maintenance BU594240 - BU Protective Inspection Servi 1490.94.000.5942400.0000.56201.	5,000.00	6,000.00	13,788.00	6,894.00	21,100.00	21,100.00
Buildings 1490.94.000.5942400.0000.56401.	0.00	0.00	0.00	0.00	0.00	0.00
Capital Outlay 1490.94.000.5942400.0000.94591.	27,059.94	0.00	35,787.00	0.00	0.00	0.00
E R & R Replacement Assessment	0.00	0.00	0.00	0.00	0.00	0.00
1500 - Pest Board						320,509.00
000 - No Department						
PB554201 - PB Pest Control Services 1500.55.000.5542010.0000.51546.						
Pest Coordinator 1500.55.000.5542010.0000.51905.	63,792.00	65,700.00	131,400.00	67,668.00	139,368.00	139,368.00
Temporary Help 1500.55.000.5542010.0000.52102.	0.00	0.00	2,872.00	0.00	2,872.00	2,872.00
Social Security (FICA) 1500.55.000.5542010.0000.52103.	4,880.04	5,026.08	11,114.00	5,176.68	10,881.00	10,881.00
Medical Insurance 1500.55.000.5542010.0000.52104.	17,266.20	17,061.20	34,071.00	17,372.20	35,295.00	35,295.00
Retirement 1500.55.000.5542010.0000.52119.	7,406.28	6,764.92	13,469.00	6,723.94	13,555.00	13,555.00

	2021 Actuals	2022 Actuals	2023-2024 Budget	2023 Actuals	2025-2026 Requested	2025-2026 Final Budget
Paid Family Leave Act 1500.55.000.5542010.0000.53106.	94.34	108.73	320.00	147.11	309.00	309.00
Operating Supplies 1500.55.000.5542010.0000.53122.	0.00	8.91	3,000.00	94.59	862.00	862.00
Horticulture Supplies 1500.55.000.5542010.0000.53201.	1,300.00	500.00	10,000.00	367.35	5,000.00	5,000.00
Vehicle Fuel 1500.55.000.5542010.0000.53501.	181.35	277.38	2,000.00	416.27	2,000.00	1,275.00
Minor Equipment & Small Tools 1500.55.000.5542010.0000.54102.	0.00	0.00	500.00	0.00	500.00	500.00
Contract Services 1500.55.000.5542010.0000.54103.	0.00	0.00	23,000.00	0.00	20,000.00	20,000.00
Professional Services 1500.55.000.5542010.0000.54201.	0.00	161.34	1,846.00	0.00	1,846.00	1,846.00
Postage 1500.55.000.5542010.0000.54202.	0.00	0.00	500.00	0.00	500.00	500.00
Telephone 1500.55.000.5542010.0000.54301.	0.00	0.00	0.00	0.00	0.00	0.00
Travel 1500.55.000.5542010.0000.54315.	400.00	710.45	2,000.00	375.00	1,000.00	1,000.00
Meals 1500.55.000.5542010.0000.54509.	0.00	60.74	0.00	0.00	0.00	0.00
Rentals 1500.55.000.5542010.0000.54901.	0.00	155.00	50.00	0.00	50.00	50.00
Association Dues 1500.55.000.5542010.0000.54906.	0.00	0.00	200.00	0.00	200.00	200.00
Print/Bindery 1500.55.000.5542010.0000.54908.	48.87	0.00	400.00	239.64	400.00	400.00
Licenses & Special Fees 1500.55.000.5542010.0000.93201.	1,361.60	4,804.40	4,600.00	3,284.00	4,600.00	4,600.00
Fuel Assessment 1500.55.000.5542010.0000.93581.	0.00	0.00	0.00	0.00	0.00	725.00
IT Computer Repl Assessment 1500.55.000.5542010.0000.94191.	1,724.00	1,726.00	1,572.00	786.00	0.00	0.00
IT Administration Assessments 1500.55.000.5542010.0000.94696.	1,420.00	1,418.00	14,771.00	7,385.52	16,057.00	16,057.00
Workers Comp Assessments 1500.55.000.5542010.0000.94697.	4,059.50	4,059.50	8,401.00	4,200.48	15,386.00	15,386.00
Insurance Mgmt Assessments 1500.55.000.5542010.0000.94699.	1,119.00	1,119.00	3,967.00	1,983.48	6,838.00	6,838.00
Accumulated Leave Assessments 1500.55.000.5542010.0000.94894.	1,216.00	1,216.00	2,542.00	1,271.04	2,490.00	2,490.00

	2021 Actuals	2022 Actuals	2023-2024 Budget	2023 Actuals	2025-2026 Requested	2025-2026 Final Budget	
E R & R Vehicle Maintenance PB594540 - PB Capital - Environmental Svc 1500.94.000.5945400.0000.56401.	500.00	500.00	1,080.00	540.00	500.00	500.00	
Capital Outlay	0.00	0.00	40,000.00	0.00	40,000.00	40,000.00	
1510 - Work Crew Replacement Fund							150,000.00
000 - No Department							
WR594230 - WR Detention/Correction 1510.94.000.5942300.0000.56410.							
Capital Outlay - Vehicles	0.00	0.00	150,000.00	22,076.48	150,000.00	150,000.00	
1520 - State Housing Inmc Transmittl							1,703,000.00
000 - No Department							
SH565400 - SH Homeless Services 1520.56.000.5654000.0000.54102.							
Contract Services	136,678.53	0.00	1,318,200.00	0.00	1,330,010.00	1,330,010.00	
1520.56.000.5654000.0000.54103.							
Professional Services	340,805.35	0.00	262,390.00	0.00	262,390.00	262,390.00	
1520.56.000.5654000.0000.94110.							
Administrative Costs	12,607.37	14,698.11	110,600.00	3,592.73	110,600.00	110,600.00	
1530 - Vit Impact							-
000 - No Department							
VI511700 - VI Lobbying Activities 1530.51.000.5117000.0000.54103.							
Professional Services	0.00	0.00	0.00	0.00	0.00	0.00	
VI594110 - VI Legislature 1530.94.000.5941100.0000.54189.							
Contingency	0.00	0.00	0.00	0.00	0.00	0.00	
VI597100 - VI Operating Transfer Out 1530.97.000.5971000.0000.50005.							
T/O to Current Expense	0.00	0.00	0.00	0.00	0.00	0.00	
1530.97.000.5971000.0000.50009.							
T/O to Election Reserve	0.00	0.00	0.00	0.00	0.00	0.00	
1530.97.000.5971000.0000.50017.							
T/O to Capital Project Fund	0.00	0.00	0.00	0.00	0.00	0.00	
1540 - Homeless Housing And Assistnce							3,764,565.00
000 - No Department							
HH565400 - HH Homeless Services 1540.56.000.5654000.0000.53101.							
Supplies	0.00	0.00	9,000.00	0.00	5,000.00	5,000.00	
1540.56.000.5654000.0000.53501.							
Minor Equipment & Small Tools	0.00	0.00	20,000.00	0.00	5,000.00	5,000.00	
1540.56.000.5654000.0000.54102.							
Contract Services	275,855.53	278,126.66	1,500,700.00	112,314.56	619,865.00	619,865.00	

	2021 Actuals	2022 Actuals	2023-2024 Budget	2023 Actuals	2025-2026 Requested	2025-2026 Final Budget
1540.56.000.5654000.0000.54103. Professional Services	41,631.38	75,237.09	105,000.00	4,376.50	75,000.00	75,000.00
1540.56.000.5654000.0000.54509. Rentals	53,175.00	35,400.00	400,000.00	25,678.00	200,000.00	200,000.00
1540.56.000.5654000.0000.54701. Utilities	0.00	0.00	15,000.00	0.00	15,000.00	15,000.00
1540.56.000.5654000.0000.94110. Administrative Costs	155,312.40	264,071.35	315,000.00	125,219.72	315,000.00	315,000.00
HH565410 - HH Young Adult Housing Program						
1540.56.000.5654100.0000.53201. Vehicle Fuel	0.00	0.00	0.00	45.00	100.00	0.00
1540.56.000.5654100.0000.54103. Professional Services	0.00	0.00	5,000.00	0.00	15,000.00	15,000.00
1540.56.000.5654100.0000.54301. Travel	0.00	0.00	0.00	327.11	1,000.00	1,100.00
1540.56.000.5654100.0000.54313. Tickets-Public Carrier	0.00	114.00	4,500.00	865.00	2,000.00	2,000.00
1540.56.000.5654100.0000.54509. Rentals	65,657.93	86,964.49	350,000.00	101,604.58	250,000.00	250,000.00
1540.56.000.5654100.0000.54701. Utilities	1,425.40	9,085.32	26,000.00	2,084.79	20,000.00	20,000.00
1540.56.000.5654100.0000.94110. Administrative Costs	17,507.31	31,487.15	68,450.00	31,477.94	100,000.00	100,000.00
HH565430 - HH Jail Release Program						
1540.56.000.5654300.0000.54103. Professional Services	0.00	0.00	5,000.00	0.00	5,000.00	5,000.00
1540.56.000.5654300.0000.54313. Tickets-Public Carrier	0.00	50.00	500.00	0.00	1,000.00	1,000.00
1540.56.000.5654300.0000.54509. Rentals	2,420.48	6,925.00	48,000.00	1,940.00	40,000.00	40,000.00
1540.56.000.5654300.0000.54701. Utilities	0.00	0.00	2,000.00	0.00	0.00	0.00
1540.56.000.5654300.0000.54729. Background Checks - WSP	0.00	0.00	2,000.00	0.00	0.00	0.00
1540.56.000.5654300.0000.94110. Administrative Costs	1,326.00	675.00	14,700.00	582.00	12,000.00	12,000.00
HH565440 - HH SA Supportive Housing Progr						
1540.56.000.5654400.0000.54155. DHS Contract Services	0.00	0.00	0.00	127.97	0.00	0.00
1540.56.000.5654400.0000.54313. Tickets-Public Carrier	0.00	225.00	2,000.00	50.00	1,000.00	1,000.00
1540.56.000.5654400.0000.54509.						

	2021 Actuals	2022 Actuals	2023-2024 Budget	2023 Actuals	2025-2026 Requested	2025-2026 Final Budget
Rentals	23,226.61	22,257.00	213,000.00	8,973.07	80,000.00	80,000.00
1540.56.000.5654400.0000.54701.						
Utilities	0.00	0.00	1,000.00	0.00	1,000.00	1,000.00
1540.56.000.5654400.0000.54729.						
Background Checks - WSP	0.00	0.00	20,000.00	0.00	0.00	0.00
1540.56.000.5654400.0000.94110.						
Administrative Costs	7,172.70	6,984.60	66,400.00	2,745.31	24,000.00	24,000.00
HH565450 - HH Disabled Housing Program						
1540.56.000.5654500.0000.54103.						
Professional Services	0.00	0.00	0.00	0.00	0.00	0.00
1540.56.000.5654500.0000.54313.						
Tickets-Public Carrier	0.00	0.00	1,000.00	0.00	1,000.00	1,000.00
1540.56.000.5654500.0000.54509.						
Rentals	59,941.56	141,793.00	330,000.00	158,273.09	350,000.00	350,000.00
1540.56.000.5654500.0000.54701.						
Utilities	0.00	15.00	10,000.00	0.00	10,000.00	10,000.00
1540.56.000.5654500.0000.94110.						
Administrative Costs	17,650.08	42,542.41	85,500.00	47,838.63	108,000.00	108,000.00
HH565460 - HH Coordinated Entry Program						
1540.56.000.5654600.0000.54103.						
Professional Services	0.00	0.00	232,200.00	0.00	25,000.00	25,000.00
1540.56.000.5654600.0000.94110.						
Administrative Costs	92,002.25	181,557.61	228,800.00	128,224.37	300,000.00	300,000.00
HH565470 - HH Low Barrier Housing Project						
1540.56.000.5654700.0000.54313.						
Tickets-Public Carrier	0.00	0.00	6,000.00	25.00	3,000.00	3,000.00
1540.56.000.5654700.0000.54509.						
Rentals	48,782.86	72,699.82	280,000.00	119,929.86	200,000.00	200,000.00
1540.56.000.5654700.0000.54701.						
Utilities	0.00	455.70	20,000.00	223.77	15,000.00	15,000.00
1540.56.000.5654700.0000.94110.						
Administrative Costs	9,465.90	27,115.61	86,600.00	36,053.59	80,000.00	80,000.00
HH565480 - HH Emergency Housing						
1540.56.000.5654800.0000.53101.						
Supplies	0.00	0.00	0.00	760.39	1,600.00	1,600.00
1540.56.000.5654800.0000.54103.						
Professional Services	7,333.84	66,518.83	20,500.00	217,102.75	15,000.00	15,000.00
1540.56.000.5654800.0000.54313.						
Tickets-Public Carrier	0.00	2,209.50	15,000.00	675.00	10,000.00	10,000.00
1540.56.000.5654800.0000.54509.						
Rentals	348,466.79	482,288.52	1,081,247.00	202,625.32	300,000.00	300,000.00
1540.56.000.5654800.0000.54701.						

	2021 Actuals	2022 Actuals	2023-2024 Budget	2023 Actuals	2025-2026 Requested	2025-2026 Final Budget	
Utilities	1,225.48	9,081.47	17,000.00	0.00	17,000.00	17,000.00	
1540.56.000.5654800.0000.54905.							
Training	0.00	0.00	0.00	0.00	0.00	0.00	
HH565490 - HH Supprtve Mntl Hlth Housng P							
1540.56.000.5654900.0000.54103.							
Professional Services	0.00	1,204.00	0.00	143.50	0.00	0.00	
1540.56.000.5654900.0000.54313.							
Tickets-Public Carrier	0.00	265.50	10,000.00	325.00	2,000.00	2,000.00	
1540.56.000.5654900.0000.54509.							
Rentals	163,903.62	218,933.05	380,000.00	168,783.24	400,000.00	400,000.00	
1540.56.000.5654900.0000.54701.							
Utilities	0.00	139.91	15,000.00	805.89	15,000.00	15,000.00	
1540.56.000.5654900.0000.94110.							
Administrative Costs	45,927.31	69,406.53	95,000.00	51,017.29	125,000.00	125,000.00	
1550 - Solid Waste Collection Fund							1,942,840.00
000 - No Department							
SW553710 - SW Pollution Control & Remedia							
1550.55.000.5537100.0000.51761.							
Hazardous Lead Waste Technicin	0.00	0.00	132,312.00	64,167.24	151,995.00	151,995.00	
1550.55.000.5537100.0000.51764.							
Hazardous Waste Technician	0.00	0.00	126,024.00	57,198.00	133,176.00	133,176.00	
1550.55.000.5537100.0000.51765.							
Hazardous Waste Technician	0.00	0.00	126,024.00	44,695.34	141,062.00	141,062.00	
1550.55.000.5537100.0000.51905.							
Temporary Help	0.00	0.00	7,000.00	0.00	7,000.00	7,000.00	
1550.55.000.5537100.0000.51925.							
Overtime	0.00	0.00	0.00	1,707.23	0.00	0.00	
1550.55.000.5537100.0000.52102.							
Social Security (FICA)	0.00	0.00	29,940.00	12,826.79	33,142.00	33,142.00	
1550.55.000.5537100.0000.52103.							
Medical Insurance	0.00	0.00	102,213.00	45,734.20	105,883.00	105,883.00	
1550.55.000.5537100.0000.52104.							
Retirement	0.00	0.00	39,397.00	16,559.04	41,287.00	41,287.00	
1550.55.000.5537100.0000.52119.							
Paid Family Leave Act	0.00	0.00	861.00	364.57	944.00	944.00	
1550.55.000.5537100.0000.53101.							
Supplies	0.00	0.00	170,000.00	29,940.64	70,000.00	70,000.00	
1550.55.000.5537100.0000.53106.							
Operating Supplies	0.00	0.00	300,000.00	113.84	200,000.00	200,000.00	
1550.55.000.5537100.0000.53111.							
Publications	350.00	720.00	1,000.00	1,301.81	0.00	0.00	
1550.55.000.5537100.0000.53201.							

	2021 Actuals	2022 Actuals	2023-2024 Budget	2023 Actuals	2025-2026 Requested	2025-2026 Final Budget
Vehicle Fuel	0.00	0.00	500.00	0.00	0.00	0.00
1550.55.000.5537100.0000.53501.						
Minor Equipment & Small Tools	0.00	0.00	10,400.00	21,364.96	5,000.00	5,000.00
1550.55.000.5537100.0000.53508.						
Computer Replacement	0.00	0.00	6,700.00	3,067.09	6,700.00	6,700.00
1550.55.000.5537100.0000.54103.						
Professional Services	115,769.25	301,921.79	1,180,000.00	267,085.73	633,537.00	633,537.00
1550.55.000.5537100.0000.54202.						
Telephone	0.00	0.00	880.00	0.00	0.00	0.00
1550.55.000.5537100.0000.54301.						
Travel	279.28	0.00	1,000.00	2,133.93	5,000.00	4,500.00
1550.55.000.5537100.0000.54304.						
Registration Fees	594.66	0.00	1,000.00	1,816.45	2,000.00	2,000.00
1550.55.000.5537100.0000.54315.						
Meals	70.95	0.00	0.00	60.95	500.00	500.00
1550.55.000.5537100.0000.54400.						
Taxes & Operating Assessments	997.62	978.72	2,000.00	982.91	2,000.00	2,000.00
1550.55.000.5537100.0000.54503.						
Rentals-Office Equipment	0.00	0.00	1,000.00	0.00	0.00	0.00
1550.55.000.5537100.0000.54509.						
Rentals	1,167.40	2,361.97	1,000.00	2,430.53	2,000.00	2,000.00
1550.55.000.5537100.0000.54701.						
Utilities	5,420.78	7,934.90	7,000.00	13,810.23	27,000.00	27,000.00
1550.55.000.5537100.0000.54901.						
Association Dues	2,528.00	2,821.00	5,000.00	4,190.00	7,400.00	7,400.00
1550.55.000.5537100.0000.54907.						
Other Misc Rentals/Fees	69.58	109.37	0.00	97.34	200.00	200.00
1550.55.000.5537100.0000.54931.						
Fenced Item Contingency	0.00	0.00	0.00	0.00	200,000.00	193,255.00
1550.55.000.5537100.0000.93181.						
Interfund Supplies	0.00	0.00	0.00	913.14	0.00	0.00
1550.55.000.5537100.0000.93201.						
Fuel Assessment	0.00	0.00	0.00	0.00	0.00	403.00
1550.55.000.5537100.0000.93580.						
New Comptr Hardware & Software	0.00	0.00	0.00	0.00	0.00	0.00
1550.55.000.5537100.0000.93581.						
IT Computer Repl Assessments	1,728.00	1,729.00	987.00	493.56	5,594.00	5,594.00
1550.55.000.5537100.0000.94120.						
Purchasing Services Assessment	0.00	0.00	0.00	0.00	0.00	6,745.00
1550.55.000.5537100.0000.94180.						
Legal Services - PA	0.00	0.00	200.00	0.00	200.00	200.00
1550.55.000.5537100.0000.94191.						

	2021 Actuals	2022 Actuals	2023-2024 Budget	2023 Actuals	2025-2026 Requested	2025-2026 Final Budget
IT Administration Assessments 1550.55.000.5537100.0000.94193.	1,260.00	1,256.00	3,765.00	1,882.56	27,849.00	27,849.00
E R & R Fund Services 1550.55.000.5537100.0000.94198.	0.00	1,500.00	0.00	622.44	0.00	0.00
Road Fund Services 1550.55.000.5537100.0000.94591.	23,857.95	33,446.91	16,000.00	16,873.69	18,000.00	17,000.00
E R & R Replacement Assessment 1550.55.000.5537100.0000.94696.	0.00	0.00	0.00	0.00	5,808.00	5,808.00
Workers Comp Assessments 1550.55.000.5537100.0000.94697.	0.00	0.00	0.00	0.00	24,162.00	24,162.00
Insurance Mgmt Assessments 1550.55.000.5537100.0000.94699.	0.00	0.00	0.00	0.00	58,663.00	58,663.00
Accumulated Leave Assessments 1550.55.000.5537100.0000.94894.	0.00	0.00	0.00	0.00	7,585.00	7,585.00
E R & R Vehicle Maintenance SW554910 - SW Other Environmental Service 1550.55.000.5549100.0000.51905.	0.00	0.00	0.00	0.00	4,830.00	4,830.00
Temporary Help 1550.55.000.5549100.0000.52102.	0.00	0.00	13,000.00	0.00	13,000.00	13,000.00
Social Security (FICA) 1550.55.000.5549100.0000.52104.	0.00	0.00	995.00	0.00	995.00	995.00
Retirement 1550.55.000.5549100.0000.52119.	0.00	0.00	0.00	0.00	0.00	0.00
Paid Family Leave Act 1550.55.000.5549100.0000.53101.	0.00	0.00	25.00	0.00	25.00	25.00
Supplies 1550.55.000.5549100.0000.53201.	157.67	0.00	1,000.00	0.00	0.00	0.00
Vehicle Fuel 1550.55.000.5549100.0000.53501.	0.00	0.00	1,000.00	0.00	0.00	0.00
Minor Equipment & Small Tools 1550.55.000.5549100.0000.93201.	0.00	0.00	400.00	0.00	400.00	400.00
Fuel Assessment 1550.55.000.5549100.0000.94696.	0.00	0.00	0.00	0.00	0.00	1,000.00
Workers Comp Assessments 1550.55.000.5549100.0000.94697.	0.00	0.00	0.00	0.00	0.00	0.00
Insurance Mgmt Assessments 1550.55.000.5549100.0000.94699.	0.00	0.00	0.00	0.00	0.00	0.00
Accumulated Leave Assessments SW594530 - SW Conservation 1550.94.000.5945300.0000.56201.	0.00	0.00	0.00	0.00	0.00	0.00
Buildings SW594540 - SW Capital Env Svcs	10,837.31	1,199,469.02	0.00	11,016.00	0.00	0.00

	2021 Actuals	2022 Actuals	2023-2024 Budget	2023 Actuals	2025-2026 Requested	2025-2026 Final Budget
1550.94.000.5945400.0000.56401.						
Capital Outlay	0.00	0.00	0.00	6,260.50	0.00	0.00
1550.94.000.5945400.0000.56410.						
Capital Outlay - Vehicles	0.00	0.00	0.00	29,346.78	0.00	0.00
1560 - Trial Court Improvement						857,270.00
000 - No Department						
TC512210 - TC Superior Court						
1560.51.000.5122100.0000.53101.						
Supplies	0.00	0.00	0.00	1,547.18	10,000.00	10,000.00
1560.51.000.5122100.0000.53501.						
Minor Equipment & Small Tools	0.00	0.00	0.00	16,679.81	50,000.00	50,000.00
1560.51.000.5122100.0000.53503.						
Computer Software	0.00	0.00	0.00	13,406.76	30,000.00	30,000.00
1560.51.000.5122100.0000.53508.						
Computer Replacement	0.00	0.00	0.00	813.13	5,000.00	5,000.00
1560.51.000.5122100.0000.54102.						
Contract Services	0.00	0.00	0.00	0.00	5,000.00	5,000.00
1560.51.000.5122100.0000.54103.						
Professional Services	174,151.72	114,152.38	0.00	3,858.85	99,439.00	99,439.00
1560.51.000.5122100.0000.54301.						
Travel	0.00	0.00	0.00	0.00	5,000.00	5,000.00
1560.51.000.5122100.0000.54315.						
Meals	0.00	0.00	0.00	0.00	0.00	0.00
1560.51.000.5122100.0000.54905.						
Training	0.00	0.00	0.00	0.00	5,000.00	5,000.00
TC512214 - TC Court Improvement						
1560.51.000.5122140.0000.53101.						
Supplies	0.00	0.00	20,000.00	0.00	0.00	0.00
1560.51.000.5122140.0000.53301.						
Computer Software(CE)	0.00	0.00	0.00	0.00	0.00	0.00
1560.51.000.5122140.0000.53501.						
Minor Equipment & Small Tools	2,151.69	33,985.91	50,000.00	5,645.51	0.00	0.00
1560.51.000.5122140.0000.53503.						
Computer Software	2,646.08	1,043.52	0.00	0.00	0.00	0.00
1560.51.000.5122140.0000.53508.						
Computer Replacement	0.00	4,178.45	5,000.00	0.00	0.00	0.00
1560.51.000.5122140.0000.54102.						
Contract Services	0.00	0.00	0.00	0.00	0.00	0.00
1560.51.000.5122140.0000.54103.						
Professional Services	0.00	19,654.95	478,231.00	0.00	0.00	0.00
1560.51.000.5122140.0000.54301.						
Travel	0.00	0.00	4,000.00	0.00	0.00	0.00

	2021 Actuals	2022 Actuals	2023-2024 Budget	2023 Actuals	2025-2026 Requested	2025-2026 Final Budget
BHF59264 - BHF MH Debt Interest						
1600.92.000.5926400.0000.58300.						
Debt Service Interest	0.00	0.00	0.00	0.00	0.00	0.00
BHF59266 - BHF CD Debt Interest						
1600.92.000.5926600.0000.58300.						
Debt Service Interest	0.00	0.00	0.00	0.00	0.00	0.00
BHF94640 - BHF Capital Exp MH						
1600.94.000.5946400.0000.56401.						
Capital Outlay	0.00	0.00	0.00	63,948.13	0.00	0.00
BHF94660 - BHF Capital Exp CD						
1600.94.000.5946600.0000.56401.						
Capital Outlay	0.00	0.00	0.00	65,680.06	0.00	0.00
106 - Clerk						
BF062300 - BHF 106 Clerk						
1600.51.106.5123000.0000.51002.						
Legal Process Asst II	0.00	0.00	0.00	0.00	0.00	108,511.00
1600.51.106.5123000.0000.52102.						
Social Security (FICA)	0.00	0.00	0.00	0.00	0.00	8,301.00
1600.51.106.5123000.0000.52103.						
Medical Insurance	0.00	0.00	0.00	0.00	0.00	28,094.00
1600.51.106.5123000.0000.52104.						
Retirement	0.00	0.00	0.00	0.00	0.00	10,341.00
1600.51.106.5123000.0000.52119.						
Paid Family Leave Act	0.00	0.00	0.00	0.00	0.00	236.00
110 - County Facilities						
BHF10411 - BHF 110 Mental Health						
1600.56.110.5641100.0000.51671.						
Maintenance Worker	0.00	0.00	0.00	43,008.00	116,724.00	116,724.00
1600.56.110.5641100.0000.51925.						
Overtime	0.00	0.00	0.00	228.62	0.00	0.00
1600.56.110.5641100.0000.52102.						
Social Security (FICA)	0.00	0.00	0.00	3,307.64	8,929.00	8,929.00
1600.56.110.5641100.0000.52103.						
Medical Insurance	0.00	0.00	0.00	14,484.60	35,295.00	35,295.00
1600.56.110.5641100.0000.52104.						
Retirement	0.00	0.00	0.00	4,251.63	11,124.00	11,124.00
1600.56.110.5641100.0000.52119.						
Paid Family Leave Act	0.00	0.00	0.00	93.93	254.00	254.00
1600.56.110.5641100.0000.53133.						
Building Maintenance	0.00	0.00	0.00	9,855.94	0.00	50,000.00
1600.56.110.5641100.0000.53501.						
Minor Equipment & Small Tools	0.00	0.00	0.00	2,166.51	0.00	50,000.00

	2021 Actuals	2022 Actuals	2023-2024 Budget	2023 Actuals	2025-2026 Requested	2025-2026 Final Budget
1600.56.110.5641100.0000.54102. Contract Services	0.00	0.00	0.00	0.00	0.00	200,000.00
1600.56.110.5641100.0000.54701. Utilities	0.00	0.00	0.00	80,845.46	0.00	200,000.00
1600.56.110.5641100.0000.93581. IT Computer Replt Assessments	0.00	0.00	0.00	0.00	0.00	0.00
1600.56.110.5641100.0000.94191. IT Administration Assessments	0.00	0.00	0.00	0.00	0.00	0.00
1600.56.110.5641100.0000.94696. Workers Comp Assessments	0.00	0.00	0.00	0.00	13,853.00	13,853.00
1600.56.110.5641100.0000.94697. Insurance Mgmt Assessments	0.00	0.00	0.00	0.00	0.00	0.00
1600.56.110.5641100.0000.94699. Accumulated Leave Assessments	0.00	0.00	0.00	0.00	2,043.00	2,043.00
BHF10611 - BHF 110 Substance Abuse						
1600.56.110.5661100.0000.51682. Maintenance Worker	0.00	0.00	0.00	43,429.33	118,404.00	118,404.00
1600.56.110.5661100.0000.51925. Overtime	0.00	0.00	0.00	287.66	0.00	0.00
1600.56.110.5661100.0000.52102. Social Security (FICA)	0.00	0.00	0.00	3,344.30	9,058.00	9,058.00
1600.56.110.5661100.0000.52103. Medical Insurance	0.00	0.00	0.00	14,481.00	35,295.00	35,295.00
1600.56.110.5661100.0000.52104. Retirement	0.00	0.00	0.00	4,299.79	11,284.00	11,284.00
1600.56.110.5661100.0000.52119. Paid Family Leave Act	0.00	0.00	0.00	94.98	258.00	258.00
1600.56.110.5661100.0000.53133. Building Maintenance	0.00	0.00	0.00	6,453.21	0.00	50,000.00
1600.56.110.5661100.0000.53501. Minor Equipment & Small Tools	0.00	0.00	0.00	557.81	0.00	50,000.00
1600.56.110.5661100.0000.54102. Contract Services	0.00	0.00	0.00	0.00	0.00	200,000.00
1600.56.110.5661100.0000.54701. Utilities	0.00	0.00	0.00	76,619.19	0.00	200,000.00
1600.56.110.5661100.0000.93581. IT Computer Replt Assessments	0.00	0.00	0.00	0.00	0.00	0.00
1600.56.110.5661100.0000.94191. IT Administration Assessments	0.00	0.00	0.00	0.00	0.00	0.00
1600.56.110.5661100.0000.94696. Workers Comp Assessments	0.00	0.00	0.00	0.00	13,853.00	13,853.00
1600.56.110.5661100.0000.94697.						

	2021 Actuals	2022 Actuals	2023-2024 Budget	2023 Actuals	2025-2026 Requested	2025-2026 Final Budget
Insurance Mgmt Assessments 1600.56.110.5661100.0000.94699.	0.00	0.00	0.00	0.00	0.00	0.00
Accumulated Leave Assessments	0.00	0.00	0.00	0.00	2,072.00	2,072.00
112 - Therapeutic Courts						
BHF12242 - BHF 112 Mental Health Court						
1600.51.112.5124200.0000.51657.						
Beh Health Sp/Active Probtn Off	0.00	0.00	0.00	54,136.00	169,440.00	169,440.00
1600.51.112.5124200.0000.51691.						
Legal Process Assistant III/IV	0.00	0.00	0.00	0.00	0.00	0.00
1600.51.112.5124200.0000.51726.						
Beh Health Sp/Active Probtn Off	0.00	0.00	0.00	49,456.00	166,102.00	166,102.00
1600.51.112.5124200.0000.51733.						
Therapeutic Crts Asst Coordnr	0.00	0.00	0.00	19,352.54	65,074.00	65,074.00
1600.51.112.5124200.0000.51735.						
Therapeutic Courts Coordinator	0.00	0.00	0.00	25,384.09	84,998.00	84,998.00
1600.51.112.5124200.0000.51738.						
Peer Specialist	0.00	0.00	0.00	0.00	17,500.00	17,500.00
1600.51.112.5124200.0000.51905.						
Temporary Help	0.00	0.00	0.00	0.00	0.00	0.00
1600.51.112.5124200.0000.51922.						
Judge Pro Tem (part-time)	0.00	0.00	0.00	3,600.00	32,400.00	32,400.00
1600.51.112.5124200.0000.51925.						
Overtime	0.00	0.00	0.00	0.00	0.00	0.00
1600.51.112.5124200.0000.51941.						
Legal Process Assistant III	0.00	0.00	0.00	21,317.60	73,072.00	73,072.00
1600.51.112.5124200.0000.52102.						
Social Security (FICA)	0.00	0.00	0.00	13,149.71	46,557.00	46,557.00
1600.51.112.5124200.0000.52103.						
Medical Insurance	0.00	0.00	0.00	39,364.30	119,931.00	119,931.00
1600.51.112.5124200.0000.52104.						
Retirement	0.00	0.00	0.00	16,470.16	57,998.00	57,998.00
1600.51.112.5124200.0000.52119.						
Paid Family Leave Act	0.00	0.00	0.00	376.09	1,326.00	1,326.00
1600.51.112.5124200.0000.53101.						
Supplies	0.00	0.00	0.00	7,827.80	5,000.00	5,000.00
1600.51.112.5124200.0000.53130.						
Incentives	0.00	0.00	0.00	3,027.55	7,500.00	7,500.00
1600.51.112.5124200.0000.53201.						
Vehicle Fuel	0.00	0.00	0.00	0.00	500.00	0.00
1600.51.112.5124200.0000.53501.						
Minor Equipment & Small Tools	0.00	0.00	0.00	2,341.79	12,500.00	12,500.00
1600.51.112.5124200.0000.54103.						

	2021 Actuals	2022 Actuals	2023-2024 Budget	2023 Actuals	2025-2026 Requested	2025-2026 Final Budget
Professional Services	0.00	0.00	0.00	59,160.88	171,911.00	171,911.00
1600.51.112.5124200.0000.54201.						
Postage	0.00	0.00	0.00	0.00	500.00	500.00
1600.51.112.5124200.0000.54301.						
Travel	0.00	0.00	0.00	4,590.57	17,000.00	17,000.00
1600.51.112.5124200.0000.54313.						
Tickets-Public Carrier	0.00	0.00	0.00	604.98	2,500.00	2,500.00
1600.51.112.5124200.0000.54315.						
Meals	0.00	0.00	0.00	1,363.75	3,900.00	3,900.00
1600.51.112.5124200.0000.54503.						
Rentals-Office Equipment	0.00	0.00	0.00	0.00	0.00	0.00
1600.51.112.5124200.0000.54901.						
Association Dues	0.00	0.00	0.00	0.00	750.00	750.00
1600.51.112.5124200.0000.54905.						
Training	0.00	0.00	0.00	1,545.00	10,000.00	10,000.00
1600.51.112.5124200.0000.54906.						
Print/Bindery	0.00	0.00	0.00	110.95	3,000.00	3,000.00
1600.51.112.5124200.0000.54907.						
Other Misc Rentals/Fees	0.00	0.00	0.00	288.49	600.00	600.00
1600.51.112.5124200.0000.93201.						
Fuel Assessment	0.00	0.00	0.00	0.00	0.00	500.00
1600.51.112.5124200.0000.93580.						
New Comptr Hardware & Software	0.00	0.00	0.00	0.00	0.00	0.00
1600.51.112.5124200.0000.93581.						
IT Computer Repl Assessment	0.00	0.00	0.00	2,464.80	4,402.00	4,402.00
1600.51.112.5124200.0000.94191.						
IT Administration Assessments	0.00	0.00	0.00	18,378.40	23,224.00	23,224.00
1600.51.112.5124200.0000.94503.						
IT Supplemental Assessment	0.00	0.00	0.00	935.46	0.00	0.00
1600.51.112.5124200.0000.94594.						
Building / Office Rent	0.00	0.00	0.00	18,964.00	55,599.00	55,599.00
1600.51.112.5124200.0000.94696.						
Workers Comp Assessments	0.00	0.00	0.00	823.20	1,792.00	1,792.00
1600.51.112.5124200.0000.94697.						
Insurance Mgmt Assessments	0.00	0.00	0.00	4,352.40	17,805.00	17,805.00
1600.51.112.5124200.0000.94699.						
Accumulated Leave Assessments	0.00	0.00	0.00	3,261.20	10,650.00	10,650.00
BHF12243 - BHF 112 Veterans Court						
1600.51.112.5124300.0000.51691.						
Legal Process Asistant III/IV	0.00	0.00	0.00	0.00	0.00	0.00
1600.51.112.5124300.0000.51733.						
Therapeutic Crts Asst Coordntr	0.00	0.00	0.00	19,352.46	65,074.00	65,074.00

	2021 Actuals	2022 Actuals	2023-2024 Budget	2023 Actuals	2025-2026 Requested	2025-2026 Final Budget
1600.51.112.5124300.0000.54901.						
Association Dues	0.00	0.00	0.00	0.00	750.00	750.00
1600.51.112.5124300.0000.54905.						
Training	0.00	0.00	0.00	552.50	7,000.00	7,000.00
1600.51.112.5124300.0000.54906.						
Print/Bindery	0.00	0.00	0.00	68.57	2,000.00	2,000.00
1600.51.112.5124300.0000.54907.						
Other Misc Rentals/Fees	0.00	0.00	0.00	0.00	600.00	600.00
1600.51.112.5124300.0000.93201.						
Fuel Assessment	0.00	0.00	0.00	0.00	0.00	500.00
1600.51.112.5124300.0000.93580.						
New Comptr Hardware & Software	0.00	0.00	0.00	0.00	0.00	0.00
1600.51.112.5124300.0000.93581.						
IT Computer Repl Assessment	0.00	0.00	0.00	266.80	4,403.00	4,403.00
1600.51.112.5124300.0000.94191.						
IT Administration Assessments	0.00	0.00	0.00	0.00	23,224.00	23,224.00
1600.51.112.5124300.0000.94696.						
Workers Comp Assessments	0.00	0.00	0.00	720.00	1,792.00	1,792.00
1600.51.112.5124300.0000.94697.						
Insurance Mgmt Assessments	0.00	0.00	0.00	3,385.60	17,805.00	17,805.00
1600.51.112.5124300.0000.94699.						
Accumulated Leave Assessments	0.00	0.00	0.00	2,850.00	9,651.00	9,651.00
BHF12244 - BHF 112 Misdemeanor Drug Court						
1600.51.112.5124400.0000.51594.						
Beh Health Sp/Active Probtn Off	0.00	0.00	0.00	31,039.96	142,289.00	142,289.00
1600.51.112.5124400.0000.51922.						
Judge Pro Tem (part-time)	0.00	0.00	0.00	0.00	21,600.00	21,600.00
1600.51.112.5124400.0000.52102.						
Social Security (FICA)	0.00	0.00	0.00	2,366.69	12,538.00	12,538.00
1600.51.112.5124400.0000.52103.						
Medical Insurance	0.00	0.00	0.00	8,698.60	35,295.00	35,295.00
1600.51.112.5124400.0000.52104.						
Retirement	0.00	0.00	0.00	0.00	15,619.00	15,619.00
1600.51.112.5124400.0000.52119.						
Paid Family Leave Act	0.00	0.00	0.00	67.30	357.00	357.00
1600.51.112.5124400.0000.53101.						
Supplies	0.00	0.00	0.00	851.26	3,500.00	3,500.00
1600.51.112.5124400.0000.53130.						
Incentives	0.00	0.00	0.00	2,331.53	7,000.00	7,000.00
1600.51.112.5124400.0000.53501.						
Minor Equipment & Small Tools	0.00	0.00	0.00	2,473.00	1,500.00	1,500.00
1600.51.112.5124400.0000.54103.						

	2021 Actuals	2022 Actuals	2023-2024 Budget	2023 Actuals	2025-2026 Requested	2025-2026 Final Budget
Professional Services	0.00	0.00	0.00	6,806.99	155,800.00	155,800.00
1600.51.112.5124400.0000.54301.						
Travel	0.00	0.00	0.00	4,328.99	10,000.00	10,000.00
1600.51.112.5124400.0000.54313.						
Tickets-Public Carrier	0.00	0.00	0.00	150.00	2,000.00	2,000.00
1600.51.112.5124400.0000.54315.						
Meals	0.00	0.00	0.00	1,229.80	3,500.00	3,500.00
1600.51.112.5124400.0000.54901.						
Association Dues	0.00	0.00	0.00	302.50	350.00	350.00
1600.51.112.5124400.0000.54905.						
Training	0.00	0.00	0.00	950.00	8,000.00	8,000.00
1600.51.112.5124400.0000.54906.						
Print/Bindery	0.00	0.00	0.00	0.00	2,000.00	2,000.00
1600.51.112.5124400.0000.54907.						
Other Misc Rentals/Fees	0.00	0.00	0.00	0.00	600.00	600.00
1600.51.112.5124400.0000.93580.						
New Comptr Hardware & Software	0.00	0.00	0.00	0.00	0.00	0.00
1600.51.112.5124400.0000.93581.						
IT Computer Replt Assessments	0.00	0.00	0.00	0.00	4,403.00	4,403.00
1600.51.112.5124400.0000.94191.						
IT Administration Assessments	0.00	0.00	0.00	0.00	23,224.00	23,224.00
1600.51.112.5124400.0000.94594.						
Building / Office Rent	0.00	0.00	0.00	0.00	0.00	0.00
1600.51.112.5124400.0000.94696.						
Workers Comp Assessments	0.00	0.00	0.00	0.00	512.00	512.00
1600.51.112.5124400.0000.94697.						
Insurance Mgmt Assessments	0.00	0.00	0.00	0.00	17,804.00	17,804.00
1600.51.112.5124400.0000.94699.						
Accumulated Leave Assessments	0.00	0.00	0.00	568.80	2,868.00	2,868.00
115 - Non-Departmental						
BHF15411 - BHF 115 Mental Health						
1600.56.115.5641100.0000.51886.						
Program Manager	0.00	0.00	0.00	0.00	147,396.00	147,396.00
1600.56.115.5641100.0000.52102.						
Social Security (FICA)	0.00	0.00	0.00	0.00	11,276.00	11,276.00
1600.56.115.5641100.0000.52103.						
Medical Insurance	0.00	0.00	0.00	0.00	35,295.00	35,295.00
1600.56.115.5641100.0000.52104.						
Retirement	0.00	0.00	0.00	0.00	14,047.00	14,047.00
1600.56.115.5641100.0000.52119.						
Paid Family Leave Act	0.00	0.00	0.00	0.00	321.00	321.00
1600.56.115.5641100.0000.54102.						

	2021 Actuals	2022 Actuals	2023-2024 Budget	2023 Actuals	2025-2026 Requested	2025-2026 Final Budget	
HB591627 - HB Debt Repayment							
2980.91.000.5916270.0000.57010.							
Bond Principal Payable	345,000.00	310,000.00	645,000.00	315,000.00	690,000.00	690,000.00	
HB592620 - Interest and Oth Debt Service							
2980.92.000.5926200.0000.58300.							
Debt Service Interest	67,183.55	62,325.00	0.00	0.00	0.00	0.00	
HB592628 - HB Deb Repayment							
2980.92.000.5926280.0000.58001.							
Interest	156,089.03	62,325.00	221,250.00	115,350.00	180,000.00	180,000.00	
HB593620 - Adv Refunding Escrw Pub Health							
2980.93.000.5936200.0000.57010.							
Bond Principal Payable	4,335,000.00	0.00	0.00	0.00	0.00	0.00	
2990 - Justice Center Bond Fund							-
000 - No Department							
JB591118 - JB Debt Repayment							
2990.91.000.5911180.0000.57010.							
Bond Principal Payable	0.00	0.00	0.00	0.00	0.00	0.00	
JB592118 - JB Legislative Services							
2990.92.000.5921180.0000.58001.							
Interest	0.00	0.00	0.00	0.00	0.00	0.00	
3030 - Detox Center Construction							-
000 - No Department							
DC566420 - DC Acute Detox Services							
3030.56.000.5664200.0000.53106.							
Operating Supplies	0.00	0.00	0.00	0.00	0.00	0.00	
3030.56.000.5664200.0000.54804.							
Repair/Maintenance-Other	0.00	0.00	0.00	0.00	0.00	0.00	
3030.56.000.5664200.0000.54805.							
Service/Maintenance Agreements	0.00	0.00	0.00	0.00	0.00	0.00	
DC597100 - DC Operating Transfer Out							
3030.97.000.5971000.0000.50017.							
T/O to Capital Project Fund	0.00	0.00	0.00	0.00	0.00	0.00	
3050 - Capital Projects							27,339,379.00
000 - No Department							
CP144010 - CP Election Services							
3050.51.000.5144010.0000.53101.							
Supplies	0.00	0.00	0.00	0.00	0.00	0.00	
3050.51.000.5144010.0000.53501.							
Minor Equipment & Small Tools	0.00	0.00	0.00	14,573.14	0.00	0.00	
3050.51.000.5144010.0000.54103.							
Professional Services	0.00	0.00	0.00	5,406.68	0.00	0.00	
CP511700 - CP Lobbying Activities							

	2021 Actuals	2022 Actuals	2023-2024 Budget	2023 Actuals	2025-2026 Requested	2025-2026 Final Budget
3050.51.000.5182000.0000.53508.						
Computer Replacement	2,666.29	0.00	0.00	0.00	0.00	0.00
3050.51.000.5182000.0000.54103.						
Professional Services	0.00	0.00	0.00	0.00	0.00	0.00
3050.51.000.5182000.0000.54301.						
Travel	0.00	0.00	0.00	0.00	0.00	0.00
3050.51.000.5182000.0000.54905.						
Training	0.00	0.00	0.00	0.00	0.00	0.00
3050.51.000.5182000.0000.94696.						
Workers Comp Assessments	1,809.50	1,809.50	4,177.00	2,088.48	12,208.00	12,208.00
3050.51.000.5182000.0000.94697.						
Insurance Mgmt Assessments	481.50	481.50	11,607.00	5,803.56	24,279.00	24,279.00
3050.51.000.5182000.0000.94699.						
Accumulated Leave Assessments	2,100.50	2,100.50	8,526.00	4,263.00	9,436.00	9,436.00
CP518301 - CP Facilities General						
3050.51.000.5183010.0000.53101.						
Supplies	21,003.74	46,289.79	0.00	0.00	0.00	0.00
3050.51.000.5183010.0000.53501.						
Minor Equipment & Small Tools	462,623.13	229,726.60	0.00	2,151.14	0.00	0.00
3050.51.000.5183010.0000.54102.						
Contract Services	0.00	0.00	0.00	88,354.62	0.00	0.00
3050.51.000.5183010.0000.54103.						
Professional Services	779,152.73	436,205.93	0.00	40,150.36	0.00	0.00
3050.51.000.5183010.0000.54804.						
Repair/Maintenance-Other	0.00	0.00	0.00	0.00	0.00	0.00
3050.51.000.5183010.0000.54822.						
Repair/Maintenance-Building	0.00	0.00	0.00	0.00	0.00	0.00
3050.51.000.5183010.0000.94198.						
Road Fund Services	0.00	613.88	0.00	0.00	0.00	0.00
CP518303 - CP Maint/Sec/Insurance/Janitor						
3050.51.000.5183030.0000.53501.						
Minor Equipment & Small Tools	0.00	0.00	0.00	0.00	0.00	0.00
3050.51.000.5183030.0000.53508.						
Computer Replacement	0.00	0.00	0.00	0.00	0.00	0.00
3050.51.000.5183030.0000.54103.						
Professional Services	0.00	0.00	0.00	0.00	0.00	0.00
CP518400 - CP Purchasing Services						
3050.51.000.5184000.0000.51028.						
Procurement Contract Coordintr	16,823.43	5,989.63	0.00	0.00	0.00	0.00
3050.51.000.5184000.0000.51325.						
Procurement Contract Coordintr	74,076.00	78,956.00	166,312.00	84,194.00	174,932.00	0.00
3050.51.000.5184000.0000.51389.						

	2021 Actuals	2022 Actuals	2023-2024 Budget	2023 Actuals	2025-2026 Requested	2025-2026 Final Budget
Budget and Finance Analyst	10,238.43	11,026.24	23,223.00	11,754.62	26,392.00	0.00
3050.51.000.5184000.0000.51944.						
Assistant Finance Manager	15,606.02	16,074.02	32,148.00	16,556.44	34,107.00	79,583.00
3050.51.000.5184000.0000.52102.						
Social Security (FICA)	8,933.44	8,571.05	16,959.00	8,606.53	18,010.00	6,088.00
3050.51.000.5184000.0000.52103.						
Medical Insurance	25,686.01	23,262.68	44,292.00	22,583.86	45,883.00	12,353.00
3050.51.000.5184000.0000.52104.						
Retirement	13,466.08	11,535.62	22,723.00	11,176.62	22,437.00	7,475.00
3050.51.000.5184000.0000.52119.						
Paid Family Leave Act	172.82	185.30	488.00	244.61	513.00	176.00
3050.51.000.5184000.0000.53101.						
Supplies	372.90	0.00	0.00	0.00	0.00	0.00
3050.51.000.5184000.0000.53501.						
Minor Equipment & Small Tools	3,114.91	0.00	0.00	0.00	0.00	0.00
3050.51.000.5184000.0000.53508.						
Computer Replacement	2,307.82	0.00	0.00	0.00	0.00	0.00
3050.51.000.5184000.0000.54901.						
Association Dues	328.70	0.00	0.00	0.00	0.00	0.00
3050.51.000.5184000.0000.54905.						
Training	465.00	0.00	0.00	0.00	0.00	0.00
3050.51.000.5184000.0000.94120.						
Purchasing Services Assessment	0.00	0.00	0.00	0.00	0.00	243,723.00
3050.51.000.5184000.0000.94696.						
Workers Comp Assessments	1,809.50	1,809.50	8,353.00	4,176.48	7,935.00	7,935.00
3050.51.000.5184000.0000.94697.						
Insurance Mgmt Assessments	481.50	481.50	11,607.00	5,803.56	15,782.00	15,782.00
3050.51.000.5184000.0000.94699.						
Accumulated Leave Assessments	1,720.50	1,720.50	3,879.00	1,939.56	4,120.00	1,393.00
CP518810 - CP IT Administration						
3050.51.000.5188100.0000.53501.						
Minor Equipment & Small Tools	0.00	0.00	0.00	0.00	0.00	0.00
3050.51.000.5188100.0000.53508.						
Computer Replacement	0.00	0.00	0.00	0.00	0.00	0.00
3050.51.000.5188100.0000.54103.						
Professional Services	0.00	0.00	0.00	12,894.43	0.00	0.00
3050.51.000.5188100.0000.54908.						
Licenses & Special Fees	0.00	0.00	0.00	0.00	0.00	0.00
3050.51.000.5188100.0000.93581.						
IT Computer Repl Assessment	0.00	0.00	0.00	0.00	0.00	0.00
CP518900 - CP Other Centralized Services						
3050.51.000.5189000.0000.53501.						

	2021 Actuals	2022 Actuals	2023-2024 Budget	2023 Actuals	2025-2026 Requested	2025-2026 Final Budget
Computer Replacement 3050.55.000.5586000.0000.54103.	0.00	0.00	0.00	0.00	0.00	0.00
Professional Services	0.00	0.00	0.00	0.00	0.00	0.00
CP571210 - CP Education Services-Agricult 3050.57.000.5712100.0000.53501.						
Minor Equipment & Small Tools	0.00	0.00	0.00	0.00	0.00	0.00
CP575400 - CP Fairgrounds 3050.57.000.5754000.0000.53501.						
Minor Equipment & Small Tools	0.00	0.00	0.00	0.00	0.00	0.00
CP576800 - CP General Parks 3050.57.000.5768000.0000.53501.						
Minor Equipment & Small Tools	0.00	0.00	0.00	0.00	0.00	0.00
CP594110 - CP Legislature Capital 3050.94.000.5941100.0000.56413.						
Capital Outlay-Equipment	0.00	0.00	0.00	0.00	0.00	0.00
CP594120 - CP Judicial Services 3050.94.000.5941200.0000.56401.						
Capital Outlay	0.00	0.00	0.00	0.00	0.00	0.00
CP594130 - CP Executive 3050.94.000.5941300.0000.56101.						
Land	0.00	0.00	0.00	883,233.42	0.00	0.00
3050.94.000.5941300.0000.56201.						
Buildings	8,356,530.90	70,218.12	0.00	245,015.49	0.00	0.00
3050.94.000.5941300.0000.56401.						
Capital Outlay	5,685.40	624,118.14	0.00	80,301.11	0.00	1,000,000.00
3050.94.000.5941300.0000.56407.						
JC Security Cameras	0.00	0.00	0.00	0.00	0.00	0.00
3050.94.000.5941300.0000.56408.						
Computer Replacement	69,739.09	0.00	0.00	0.00	0.00	0.00
CP594140 - CP Financial Recording & Elect 3050.94.000.5941400.0000.56401.						
Capital Outlay	0.00	0.00	0.00	325,586.18	0.00	0.00
CP594180 - CP Centralized/General Service 3050.94.000.5941800.0000.56305.						
Other Improvements	16,146.30	0.00	0.00	1,676,958.20	1,800,000.00	1,800,000.00
3050.94.000.5941800.0000.56401.						
Capital Outlay	0.00	8,039.25	0.00	248,686.77	0.00	0.00
3050.94.000.5941800.0000.56408.						
Computer Replacement	0.00	0.00	2,800,000.00	0.00	500,000.00	500,000.00
3050.94.000.5941800.0000.56430.						
Capital Software	381,517.83	54,940.00	0.00	47,360.00	0.00	0.00
3050.94.000.5941800.0000.56650.						

	2021 Actuals	2022 Actuals	2023-2024 Budget	2023 Actuals	2025-2026 Requested	2025-2026 Final Budget
Capital Outlay – SBITA	0.00	0.00	0.00	157,682.83	0.00	0.00
CP594200 - CP Capital Expenditure						
3050.94.000.5942000.0000.54103.						
Professional Services	0.00	0.00	25,377,709.00	0.00	20,424,936.00	21,399,936.00
CP594210 - CP Law Enforcement						
3050.94.000.5942100.0000.56401.						
Capital Outlay	0.00	36,955.06	0.00	500,870.59	0.00	0.00
3050.94.000.5942100.0000.56403.						
Capital Outlay Patrol Vehicles	92,675.35	0.00	0.00	0.00	0.00	0.00
CP594230 - CP Detention/Correction						
3050.94.000.5942300.0000.56201.						
Buildings	5,500.00	23,566.72	0.00	0.00	0.00	0.00
3050.94.000.5942300.0000.56401.						
Capital Outlay	60,347.02	54,950.47	0.00	295,018.46	0.00	0.00
CP594240 - CP Protective Inspection Servi						
3050.94.000.5942400.0000.56201.						
Buildings	0.00	0.00	0.00	0.00	0.00	0.00
3050.94.000.5942400.0000.56408.						
Computer Replacement	0.00	0.00	0.00	0.00	0.00	0.00
CP594270 - CP Juvenile Services						
3050.94.000.5942700.0000.56201.						
Buildings	0.00	0.00	0.00	0.00	0.00	0.00
3050.94.000.5942700.0000.56401.						
Capital Outlay	0.00	0.00	0.00	200,190.14	0.00	0.00
CP594540 - CP Capital - Environmental Svc						
3050.94.000.5945400.0000.56101.						
Land	1,902,053.59	175.00	0.00	0.00	0.00	0.00
3050.94.000.5945400.0000.56305.						
Other Improvements	0.00	0.00	0.00	117,642.81	0.00	0.00
CP594580 - CP Planning						
3050.94.000.5945800.0000.56201.						
Buildings	0.00	0.00	0.00	0.00	0.00	0.00
3050.94.000.5945800.0000.56408.						
Computer Replacement	0.00	0.00	0.00	0.00	0.00	0.00
CP594640 - CP Cap Exp Mental Health						
3050.94.000.5946400.0000.56201.						
Buildings	0.00	1,664,287.13	0.00	0.00	0.00	0.00
CP594751 - CP Capital Fairgrounds Improve						
3050.94.000.5947510.0000.56401.						
Capital Outlay	0.00	0.00	0.00	0.00	0.00	0.00
CP594760 - CP Park Facilities						
3050.94.000.5947600.0000.56401.						

	2021 Actuals	2022 Actuals	2023-2024 Budget	2023 Actuals	2025-2026 Requested	2025-2026 Final Budget
Capital Outlay	0.00	0.00	0.00	0.00	0.00	0.00
CP597100 - CP Operating Transfer Out						
3050.97.000.5971000.0000.50501.						
T/O to Equip Rntl & Revol fund	0.00	0.00	0.00	0.00	0.00	0.00
5010 - Equipment Rental & Revolving						11,443,998.00
000 - No Department						
ER005486 - ER Undistributed Benefits						
5010.54.000.5486900.0000.52204.						
GASB 68 Pension Adjustment	0.00	0.00	0.00	0.00	0.00	0.00
ER548950 - Fleet Sign Shop						
5010.54.000.5489500.0000.53100.						
Office & Operating Supplies	0.00	0.00	0.00	0.00	0.00	0.00
5010.54.000.5489500.0000.54100.						
Professional Services	0.00	0.00	0.00	0.00	0.00	0.00
650 - E R & R						
ER515014 - ER Gen Gov Dep						
5010.51.650.5014800.0000.50001.						
Depreciation	0.00	0.00	0.00	0.00	0.00	0.00
ER525014 - ER Public Safety Dep						
5010.52.650.5014800.0000.50001.						
Depreciation	0.00	0.00	0.00	0.00	0.00	0.00
ER545014 - ER Transportation Dep						
5010.54.650.5014800.0000.50001.						
Depreciation	0.00	0.00	0.00	0.00	0.00	0.00
ER548250 - ER Maintenance of Facilities						
5010.54.650.5482500.0000.51000.						
SALARIES & WAGES	0.00	0.00	0.00	0.00	0.00	0.00
5010.54.650.5482500.0000.52000.						
Benefits	0.00	0.00	0.00	0.00	0.00	0.00
5010.54.650.5482500.0000.52102.						
Social Security (FICA)	0.00	0.00	0.00	0.00	0.00	0.00
5010.54.650.5482500.0000.52103.						
Medical Insurance	0.00	0.00	0.00	0.00	0.00	0.00
5010.54.650.5482500.0000.52104.						
Retirement	0.00	0.00	0.00	0.00	0.00	0.00
5010.54.650.5482500.0000.54100.						
Professional Services	0.00	0.00	0.00	0.00	0.00	0.00
5010.54.650.5482500.0000.54400.						
Taxes & Operating Assessments	-2.00	0.00	0.00	0.00	0.00	0.00
5010.54.650.5482500.0000.54800.						
Repair & Maintenance	0.00	0.00	0.00	0.00	0.00	0.00
5010.54.650.5482500.0000.54900.						

	2021 Actuals	2022 Actuals	2023-2024 Budget	2023 Actuals	2025-2026 Requested	2025-2026 Final Budget
Miscellaneous	0.00	0.00	0.00	0.00	0.00	0.00
5010.54.650.5482500.0000.94190.						
Interfund Professional Servics	0.00	0.00	0.00	0.00	0.00	0.00
ER548280 - ER Inventory						
5010.54.650.5482800.0000.53400.						
Items Purchased For Resale	0.00	0.00	0.00	0.00	0.00	0.00
5010.54.650.5482800.0000.54100.						
Professional Services	0.00	0.00	0.00	0.00	0.00	0.00
ER548290 - ER Other Operating Expenses						
5010.54.650.5482900.0000.53100.						
Office & Operating Supplies	0.00	0.00	0.00	0.00	0.00	0.00
5010.54.650.5482900.0000.53410.						
Inventory COGS Adjustment	84,751.61	116,564.74	1,000,000.00	55,364.60	1,000,000.00	1,000,000.00
5010.54.650.5482900.0000.54100.						
Professional Services	0.00	0.00	0.00	0.00	0.00	0.00
ER548380 - ER Reimbursable Ops-General						
5010.54.650.5483800.0000.51000.						
SALARIES & WAGES	7,750.19	12,067.06	0.00	17,977.65	0.00	0.00
5010.54.650.5483800.0000.52000.						
Benefits	267.50	3,179.99	0.00	801.33	0.00	0.00
5010.54.650.5483800.0000.52102.						
Social Security (FICA)	449.08	445.81	0.00	904.21	0.00	0.00
5010.54.650.5483800.0000.52103.						
Medical Insurance	1,551.77	1,416.25	0.00	2,903.27	0.00	0.00
5010.54.650.5483800.0000.52104.						
Retirement	703.23	636.31	0.00	1,231.98	0.00	0.00
5010.54.650.5483800.0000.52119.						
Paid Family Leave Act	9.48	9.87	0.00	27.04	0.00	0.00
5010.54.650.5483800.0000.53100.						
Office & Operating Supplies	1,192.15	4,097.55	15,000.00	5,702.81	15,000.00	15,000.00
5010.54.650.5483800.0000.53500.						
Minor Equipment & Small Tools	92.42	0.00	0.00	0.00	0.00	0.00
5010.54.650.5483800.0000.54100.						
Professional Services	595.03	2,826.43	15,000.00	25,381.01	50,000.00	50,000.00
5010.54.650.5483800.0000.54800.						
Repair & Maintenance	0.00	0.00	400,000.00	0.00	400,000.00	400,000.00
5010.54.650.5483800.0000.94190.						
Interfund Professional Servics	0.00	0.00	0.00	0.00	0.00	0.00
ER548410 - ER Parts Administration						
5010.54.650.5484100.0000.51000.						
SALARIES & WAGES	40,185.51	40,041.80	0.00	37,775.19	0.00	0.00
5010.54.650.5484100.0000.51083.						

	2021 Actuals	2022 Actuals	2023-2024 Budget	2023 Actuals	2025-2026 Requested	2025-2026 Final Budget
Inventory Clerk	0.00	0.00	0.00	0.00	0.00	0.00
5010.54.650.5484100.0000.52000.						
Benefits	1,251.38	1,123.05	0.00	1,108.25	0.00	0.00
5010.54.650.5484100.0000.52102.						
Social Security (FICA)	2,348.80	2,385.88	0.00	2,233.28	0.00	0.00
5010.54.650.5484100.0000.52103.						
Medical Insurance	8,260.57	7,831.99	0.00	7,315.76	0.00	0.00
5010.54.650.5484100.0000.52104.						
Retirement	3,905.49	3,477.40	0.00	3,119.91	0.00	0.00
5010.54.650.5484100.0000.52119.						
Paid Family Leave Act	49.51	55.78	0.00	68.26	0.00	0.00
5010.54.650.5484100.0000.54100.						
Professional Services	0.00	68.50	0.00	0.00	0.00	0.00
ER548480 - ER Parts Inventory Purchases						
5010.54.650.5484800.0000.53400.						
Items Purchased For Resale	0.00	0.00	600,000.00	0.00	0.00	0.00
5010.54.650.5484800.0000.53410.						
Inventory COGS Adjustment	174,385.87	186,620.91	0.00	258,656.55	600,000.00	600,000.00
ER548510 - ER Fuel Depot Administration						
5010.54.650.5485100.0000.51000.						
SALARIES & WAGES	1,454.11	1,667.60	0.00	3,288.25	0.00	0.00
5010.54.650.5485100.0000.51083.						
Inventory Clerk	0.00	0.00	0.00	0.00	0.00	0.00
5010.54.650.5485100.0000.52000.						
Benefits	46.07	47.44	0.00	96.47	0.00	0.00
5010.54.650.5485100.0000.52102.						
Social Security (FICA)	84.36	99.00	0.00	194.21	0.00	0.00
5010.54.650.5485100.0000.52103.						
Medical Insurance	297.69	323.67	0.00	636.82	0.00	0.00
5010.54.650.5485100.0000.52104.						
Retirement	139.41	144.54	0.00	271.49	0.00	0.00
5010.54.650.5485100.0000.52119.						
Paid Family Leave Act	1.79	2.37	0.00	5.94	0.00	0.00
ER548550 - ER Fuel Maintenance of Facilit						
5010.54.650.5485500.0000.53100.						
Office & Operating Supplies	0.00	0.00	0.00	0.00	0.00	0.00
5010.54.650.5485500.0000.54100.						
Professional Services	2,332.59	0.00	2,000.00	0.00	2,000.00	2,000.00
ER548580 - ER Fuel Purchases						
5010.54.650.5485800.0000.53400.						
Items Purchased For Resale	0.00	0.00	650,000.00	0.00	0.00	0.00
5010.54.650.5485800.0000.53410.						

	2021 Actuals	2022 Actuals	2023-2024 Budget	2023 Actuals	2025-2026 Requested	2025-2026 Final Budget
5010.54.650.5486100.0000.94190.						
Interfund Professional Servics	137.50	0.00	0.00	0.00	0.00	0.00
5010.54.650.5486100.0000.94191.						
IT Administration Assessments	11,504.00	11,504.00	65,227.00	32,613.48	73,846.00	73,846.00
ER548640 - ER Equipment Maintenance Train						
5010.54.650.5486400.0000.51000.						
SALARIES & WAGES	2,399.85	1,425.56	0.00	180.01	0.00	0.00
5010.54.650.5486400.0000.52000.						
Benefits	83.95	28.73	0.00	5.28	0.00	0.00
5010.54.650.5486400.0000.52102.						
Social Security (FICA)	138.91	91.15	0.00	10.74	0.00	0.00
5010.54.650.5486400.0000.52103.						
Medical Insurance	488.12	278.71	0.00	34.86	0.00	0.00
5010.54.650.5486400.0000.52104.						
Retirement	222.35	130.08	0.00	15.55	0.00	0.00
5010.54.650.5486400.0000.52119.						
Paid Family Leave Act	2.87	2.05	0.00	0.33	0.00	0.00
5010.54.650.5486400.0000.53100.						
Office & Operating Supplies	661.45	0.00	0.00	0.00	0.00	0.00
5010.54.650.5486400.0000.54100.						
Professional Services	198.19	0.00	0.00	0.00	0.00	0.00
5010.54.650.5486400.0000.54300.						
Travel	0.00	0.00	0.00	0.00	0.00	0.00
5010.54.650.5486400.0000.54900.						
Miscellaneous	0.00	0.00	0.00	0.00	0.00	0.00
ER548650 - ER Maint of Facilities/Equipme						
5010.54.650.5486500.0000.51000.						
SALARIES & WAGES	31,587.35	36,521.00	0.00	34,592.81	0.00	0.00
5010.54.650.5486500.0000.52000.						
Benefits	970.44	1,004.88	0.00	1,014.88	0.00	0.00
5010.54.650.5486500.0000.52001.						
Compensated Absence Adjustment	5,673.66	3,794.87	0.00	0.00	0.00	0.00
5010.54.650.5486500.0000.52102.						
Social Security (FICA)	1,927.60	2,258.05	0.00	2,104.32	0.00	0.00
5010.54.650.5486500.0000.52103.						
Medical Insurance	6,486.16	7,139.03	0.00	6,699.44	0.00	0.00
5010.54.650.5486500.0000.52104.						
Retirement	3,082.00	3,178.84	0.00	2,867.89	0.00	0.00
5010.54.650.5486500.0000.52119.						
Paid Family Leave Act	38.97	51.10	0.00	62.55	0.00	0.00
5010.54.650.5486500.0000.53100.						
Office & Operating Supplies	12,490.58	25,028.52	40,000.00	16,701.98	40,000.00	40,000.00

	2021 Actuals	2022 Actuals	2023-2024 Budget	2023 Actuals	2025-2026 Requested	2025-2026 Final Budget
5010.54.650.5486500.0000.53500. Minor Equipment & Small Tools	8,307.65	4,815.30	30,000.00	7,386.89	10,000.00	10,000.00
5010.54.650.5486500.0000.53508. Computer Replacement	1,117.56	0.00	2,000.00	0.00	2,000.00	2,000.00
5010.54.650.5486500.0000.54100. Professional Services	39,873.83	62,989.36	100,000.00	55,413.29	100,000.00	100,000.00
5010.54.650.5486500.0000.54200. Communications	0.00	0.00	0.00	0.00	0.00	0.00
5010.54.650.5486500.0000.54400. Taxes & Operating Assessments	69.15	109.47	1,000.00	116.86	240.00	240.00
5010.54.650.5486500.0000.54500. Rentals	0.00	0.00	0.00	0.00	0.00	0.00
5010.54.650.5486500.0000.54700. Utilities	20,208.68	53,390.24	130,000.00	45,845.13	130,000.00	130,000.00
5010.54.650.5486500.0000.54800. Repair & Maintenance	0.00	0.00	0.00	0.00	0.00	0.00
5010.54.650.5486500.0000.54900. Miscellaneous	6,415.08	162.75	15,000.00	27.75	10,000.00	10,000.00
5010.54.650.5486500.0000.94190. Interfund Professional Servics	0.00	0.00	0.00	0.00	0.00	0.00
5010.54.650.5486500.0000.94696. Workers Comp Assessments	28,561.00	28,561.00	66,495.00	33,247.56	62,341.00	62,341.00
5010.54.650.5486500.0000.94697. Insurance Mgmt Assessments	48,752.50	48,752.50	159,011.00	79,505.52	208,173.00	208,173.00
ER548680 - ER Vehicle Maintenance & Repai						
5010.54.650.5486800.0000.51000. SALARIES & WAGES	302,907.59	296,906.25	0.00	310,775.18	0.00	0.00
5010.54.650.5486800.0000.51082. Mechanic III	0.00	0.00	0.00	0.00	0.00	0.00
5010.54.650.5486800.0000.51084. Mechanic II	0.00	0.00	0.00	0.00	0.00	0.00
5010.54.650.5486800.0000.51085. Mechanic II	0.00	0.00	0.00	0.00	0.00	0.00
5010.54.650.5486800.0000.51086. Mechanic II	0.00	0.00	0.00	0.00	0.00	0.00
5010.54.650.5486800.0000.51087. Mechanic III	0.00	0.00	0.00	0.00	0.00	0.00
5010.54.650.5486800.0000.51925. Overtime	0.00	0.00	0.00	0.00	0.00	0.00
5010.54.650.5486800.0000.52000. Benefits	9,393.64	8,407.54	0.00	9,117.50	0.00	0.00
5010.54.650.5486800.0000.52102.						

	2021 Actuals	2022 Actuals	2023-2024 Budget	2023 Actuals	2025-2026 Requested	2025-2026 Final Budget
Social Security (FICA)	18,193.72	18,084.04	0.00	18,701.13	0.00	0.00
5010.54.650.5486800.0000.52103.						
Medical Insurance	61,772.60	57,961.67	0.00	60,186.47	0.00	0.00
5010.54.650.5486800.0000.52104.						
Retirement	29,427.85	25,760.79	0.00	25,638.53	0.00	0.00
5010.54.650.5486800.0000.52119.						
Paid Family Leave Act	372.66	416.42	0.00	561.65	0.00	0.00
5010.54.650.5486800.0000.53100.						
Office & Operating Supplies	105,840.05	125,476.81	300,000.00	165,506.62	350,000.00	350,000.00
5010.54.650.5486800.0000.53200.						
Fuel Consumed	52,192.24	71,165.20	150,000.00	69,693.45	150,000.00	1,047,452.00
5010.54.650.5486800.0000.53500.						
Minor Equipment & Small Tools	282.24	1,012.78	0.00	757.03	0.00	0.00
5010.54.650.5486800.0000.54100.						
Professional Services	87,889.79	96,508.09	200,000.00	108,595.65	230,000.00	230,000.00
5010.54.650.5486800.0000.54200.						
Communications	0.00	120.09	0.00	0.00	0.00	0.00
5010.54.650.5486800.0000.54500.						
Rentals	0.00	0.00	0.00	0.00	0.00	0.00
5010.54.650.5486800.0000.54800.						
Repair & Maintenance	0.00	0.00	0.00	0.00	0.00	0.00
5010.54.650.5486800.0000.94190.						
Interfund Professional Servics	0.00	0.00	0.00	0.00	0.00	0.00
ER555014 - ER Economic Dep						
5010.55.650.5014800.0000.50001.						
Depreciation	0.00	0.00	0.00	0.00	0.00	0.00
ER565014 - ER Social Serv Depreciation						
5010.56.650.5014800.0000.50001.						
Depreciation	0.00	0.00	0.00	0.00	0.00	0.00
ER575014 - ER Culture Dep						
5010.57.650.5014800.0000.50001.						
Depreciation	0.00	0.00	0.00	0.00	0.00	0.00
ER581200 - ER LOAN REPAYMENT ISSUED						
5010.58.650.5812000.0000.57900.						
Interfund Loan Principal Pymt	0.00	0.00	0.00	0.00	0.00	0.00
ER588100 - ER Exp Prior Period						
5010.58.650.5881000.0000.54900.						
Miscellaneous	0.00	0.00	350,000.00	0.00	400,000.00	400,000.00
ER589300 - ER Agency Remittances						
5010.58.650.5893000.0000.50097.						
Sales Tax remit to State WA	285.18	0.00	0.00	0.00	0.00	0.00
ER592180 - ER Interest and other DS costs						

	2021 Actuals	2022 Actuals	2023-2024 Budget	2023 Actuals	2025-2026 Requested	2025-2026 Final Budget
5010.92.650.5921800.0000.58001.						
Interest	0.00	0.00	0.00	0.00	0.00	0.00
ER594480 - ER Fixed Asset Purchases(ER)						
5010.94.650.5944800.0000.51000.						
SALARIES & WAGES	0.00	0.00	0.00	0.00	0.00	0.00
5010.94.650.5944800.0000.52000.						
Benefits	0.00	0.00	0.00	0.00	0.00	0.00
5010.94.650.5944800.0000.52102.						
Social Security (FICA)	0.00	0.00	0.00	0.00	0.00	0.00
5010.94.650.5944800.0000.52103.						
Medical Insurance	0.00	0.00	0.00	0.00	0.00	0.00
5010.94.650.5944800.0000.52104.						
Retirement	0.00	0.00	0.00	0.00	0.00	0.00
5010.94.650.5944800.0000.52119.						
Paid Family Leave Act	0.00	0.00	0.00	0.00	0.00	0.00
5010.94.650.5944800.0000.53100.						
Office & Operating Supplies	0.00	0.00	0.00	0.00	0.00	0.00
5010.94.650.5944800.0000.54100.						
Professional Services	0.00	0.00	0.00	0.00	0.00	0.00
5010.94.650.5944800.0000.56300.						
Other Improvements	0.00	0.00	20,000.00	0.00	64,000.00	64,000.00
5010.94.650.5944800.0000.56400.						
Equipment	0.00	0.00	4,600,000.00	0.00	4,225,000.00	4,225,000.00
ER655486 - ER Undistributed Benefits						
5010.54.650.5486900.0000.51000.						
SALARIES & WAGES	0.00	0.00	0.00	0.00	0.00	0.00
5010.54.650.5486900.0000.51028.						
Procurement Contract Coordinatr	0.00	0.00	0.00	0.00	0.00	0.00
5010.54.650.5486900.0000.51080.						
Fleet Manager	0.00	0.00	194,136.00	0.00	0.00	0.00
5010.54.650.5486900.0000.51082.						
Mechanic III	0.00	0.00	146,280.00	0.00	159,072.00	159,072.00
5010.54.650.5486900.0000.51083.						
Inventory Clerk	0.00	0.00	109,540.00	0.00	127,564.00	127,564.00
5010.54.650.5486900.0000.51084.						
Mechanic II	0.00	0.00	132,722.00	0.00	151,488.00	151,488.00
5010.54.650.5486900.0000.51085.						
Mechanic II	0.00	0.00	124,260.00	0.00	144,742.00	144,742.00
5010.54.650.5486900.0000.51086.						
Mechanic II	0.00	0.00	132,720.00	0.00	144,288.00	144,288.00
5010.54.650.5486900.0000.51087.						
Mechanic III	0.00	0.00	153,600.00	0.00	167,040.00	167,040.00

	2021 Actuals	2022 Actuals	2023-2024 Budget	2023 Actuals	2025-2026 Requested	2025-2026 Final Budget	
5010.54.650.5486900.0000.51389. Budget and Finance Analyst	0.00	0.00	0.00	0.00	0.00	0.00	
5010.54.650.5486900.0000.51905. Temporary Help	0.00	0.00	100.00	0.00	100.00	100.00	
5010.54.650.5486900.0000.51925. Overtime	0.00	0.00	42,000.00	0.00	42,000.00	42,000.00	
5010.54.650.5486900.0000.51944. Assistant Finance Manager	0.00	0.00	0.00	0.00	0.00	0.00	
5010.54.650.5486900.0000.52102. Social Security (FICA)	0.00	0.00	87,221.00	0.00	71,626.00	71,626.00	
5010.54.650.5486900.0000.52103. Medical Insurance	0.00	0.00	215,605.00	0.00	168,149.00	168,149.00	
5010.54.650.5486900.0000.52104. Retirement	0.00	0.00	116,865.00	0.00	89,229.00	89,229.00	
5010.54.650.5486900.0000.52119. Paid Family Leave Act	0.00	0.00	2,509.00	0.00	2,040.00	2,040.00	
5010.54.650.5486900.0000.52204. GASB 68 Pension Adjustment	-88,232.00	-56,551.49	0.00	0.00	0.00	0.00	
5020 - Central Services							12,317,479.00
000 - No Department							
IT501180 - IT Depreciation							
5020.50.000.5011800.0000.50070. Amortization	0.00	67,754.43	0.00	0.00	0.00	0.00	
IT518400 - Purchasing Services							
5020.51.000.5184000.0000.51028. Procurement Contract Coordintr	0.00	0.00	0.00	0.00	0.00	161,442.00	
5020.51.000.5184000.0000.51325. Procurement Contract Coordintr	0.00	0.00	0.00	0.00	0.00	174,932.00	
5020.51.000.5184000.0000.51369. Procurement/Contract Coordintr	0.00	0.00	0.00	0.00	0.00	186,792.00	
5020.51.000.5184000.0000.52102. Social Security (FICA)	0.00	0.00	0.00	0.00	0.00	40,022.00	
5020.51.000.5184000.0000.52103. Medical Insurance	0.00	0.00	0.00	0.00	0.00	105,885.00	
5020.51.000.5184000.0000.52104. Retirement	0.00	0.00	0.00	0.00	0.00	49,858.00	
5020.51.000.5184000.0000.52119. Paid Family Leave Act	0.00	0.00	0.00	0.00	0.00	1,140.00	
5020.51.000.5184000.0000.53501. Minor Equipment & Small Tools	0.00	521.26	0.00	221.38	0.00	0.00	
5020.51.000.5184000.0000.53508. Computer Replacement	0.00	892.76	0.00	1,120.00	0.00	0.00	

	2021 Actuals	2022 Actuals	2023-2024 Budget	2023 Actuals	2025-2026 Requested	2025-2026 Final Budget
5020.51.000.5184000.0000.54103. Professional Services	0.00	0.00	0.00	0.00	0.00	0.00
ITS18810 - IT Administration						
5020.51.000.5188100.0000.51047. GIS Analyst	70,754.00	48,207.74	158,850.00	45,008.00	164,910.00	164,910.00
5020.51.000.5188100.0000.51389. Budget and Finance Analyst	13,651.20	14,701.61	0.00	0.00	0.00	0.00
5020.51.000.5188100.0000.51491. Office Assistant I	0.00	0.00	0.00	0.00	0.00	0.00
5020.51.000.5188100.0000.51544. Information Systems Analyst IV	65,001.00	69,924.00	153,396.00	81,624.69	187,614.00	187,614.00
5020.51.000.5188100.0000.51545. Information Systems Analyst IV	0.00	0.00	0.00	0.00	0.00	0.00
5020.51.000.5188100.0000.51564. Information System Analyst III	0.00	0.00	0.00	0.00	0.00	0.00
5020.51.000.5188100.0000.51573. Office Assistant III	0.00	0.00	111,576.00	34,187.69	123,378.00	123,378.00
5020.51.000.5188100.0000.51687. Manager	111,511.00	118,140.00	250,181.00	127,269.00	276,360.00	276,360.00
5020.51.000.5188100.0000.51688. Assistant Manager	91,376.00	97,200.00	205,435.00	112,368.00	238,752.00	238,752.00
5020.51.000.5188100.0000.51689. Central Services Supervisor	89,748.00	79,515.00	157,050.00	95,236.00	216,957.00	216,957.00
5020.51.000.5188100.0000.51690. Information Systems Analst III	54,915.00	66,045.00	153,396.00	77,649.00	178,671.00	178,671.00
5020.51.000.5188100.0000.51692. Central Services Supervisor	89,748.00	92,448.00	184,896.00	114,018.00	238,440.00	238,440.00
5020.51.000.5188100.0000.51695. Central Services Supervisor	86,224.00	91,926.00	184,896.00	114,018.00	238,440.00	238,440.00
5020.51.000.5188100.0000.51697. Information Systems Analst III	78,540.00	84,033.00	186,912.00	96,252.46	203,232.00	203,232.00
5020.51.000.5188100.0000.51699. Information System Analyst IV	66,324.00	73,478.00	163,872.00	87,076.00	200,408.00	200,408.00
5020.51.000.5188100.0000.51701. Information Systems Analyst II	55,980.00	41,193.00	137,575.00	69,628.00	160,225.00	160,225.00
5020.51.000.5188100.0000.51905. Temporary Help	0.00	0.00	565.00	0.00	565.00	565.00
5020.51.000.5188100.0000.51925. Overtime	6,121.92	4,460.31	10,000.00	3,801.23	10,000.00	10,000.00
5020.51.000.5188100.0000.51934. On-Call Pay	5,300.00	5,000.00	10,400.00	5,300.00	10,400.00	10,400.00
5020.51.000.5188100.0000.51944.						

	2021 Actuals	2022 Actuals	2023-2024 Budget	2023 Actuals	2025-2026 Requested	2025-2026 Final Budget
Assistant Finance Manager 5020.51.000.5188100.0000.52001.	52,019.97	53,580.01	107,160.00	55,187.93	113,688.00	113,688.00
Compensated Absence Adjustment 5020.51.000.5188100.0000.52102.	5,523.93	810.25	0.00	0.00	0.00	0.00
Social Security (FICA) 5020.51.000.5188100.0000.52103.	71,314.31	71,501.85	166,476.00	85,051.27	195,996.00	195,996.00
Medical Insurance 5020.51.000.5188100.0000.52104.	182,975.34	171,296.04	382,795.00	181,592.10	390,780.00	390,780.00
Retirement 5020.51.000.5188100.0000.52105.	108,684.49	96,771.88	223,057.00	110,965.47	244,162.00	244,162.00
Uniforms & Accessories 5020.51.000.5188100.0000.52119.	990.44	2,071.42	4,000.00	890.26	4,000.00	4,000.00
Paid Family Leave Act 5020.51.000.5188100.0000.52121.	1,385.98	1,556.21	4,788.00	2,431.92	5,583.00	5,583.00
Voluntary Early Retirement Pgrm 5020.51.000.5188100.0000.52204.	10,000.00	0.00	0.00	0.00	0.00	0.00
GASB 68 Pension Adjustment 5020.51.000.5188100.0000.53101.	-182,281.00	-113,720.36	0.00	0.00	0.00	0.00
Supplies 5020.51.000.5188100.0000.53111.	13,439.21	8,324.49	4,000.00	5,953.09	4,000.00	4,000.00
Publications 5020.51.000.5188100.0000.53112.	0.00	0.00	200.00	0.00	200.00	200.00
Computer Supplies 5020.51.000.5188100.0000.53135.	99,269.93	113,012.40	292,013.00	101,211.33	292,013.00	292,013.00
Maintenance/Repair Supplies 5020.51.000.5188100.0000.53152.	9,879.65	3,838.69	42,070.00	2,707.39	42,070.00	42,070.00
Non-consumable cmprtr supplies 5020.51.000.5188100.0000.53201.	4,311.22	1,284.38	54,257.00	568.90	54,257.00	54,257.00
Vehicle Fuel 5020.51.000.5188100.0000.53501.	1,135.16	2,677.01	4,000.00	1,105.50	4,000.00	0.00
Minor Equipment & Small Tools 5020.51.000.5188100.0000.53503.	20,746.31	25,596.21	95,878.00	31,525.23	95,878.00	95,878.00
Computer Software 5020.51.000.5188100.0000.53508.	82,650.32	7,788.88	76,590.00	19,874.52	76,590.00	76,590.00
Computer Replacement 5020.51.000.5188100.0000.54102.	10,272.58	-505.29	101,125.00	34,548.34	101,125.00	101,125.00
Contract Services 5020.51.000.5188100.0000.54103.	448,822.15	901,120.25	1,193,740.00	356,526.68	1,193,740.00	1,193,740.00
Professional Services 5020.51.000.5188100.0000.54201.	4,222.92	724.47	53,857.00	14,164.06	53,857.00	56,857.00
Postage 5020.51.000.5188100.0000.54202.	101.29	256.92	1,600.00	3,358.34	1,600.00	1,600.00

	2021 Actuals	2022 Actuals	2023-2024 Budget	2023 Actuals	2025-2026 Requested	2025-2026 Final Budget	
IT592180 - IT Interest and other DS costs 5020.92.000.5921800.0000.58002.							
Interest on Leases	0.00	9,259.73	0.00	18,774.18	0.00	0.00	
IT594180 - IT Centralized/General Service 5020.94.000.5941800.0000.56430.							
Capital Software	0.00	0.00	0.00	0.00	0.00	0.00	
5030 - Workmens Compensation							3,732,702.00
000 - No Department							
WCS17670 - WC Worker Comp Svc-Claims Proc 5030.51.000.5176700.0000.51192.							
Human Resources Generalist	50,645.20	58,582.85	122,718.00	62,112.00	13,945.00	13,945.00	
5030.51.000.5176700.0000.51577.							
Risk Manager	0.00	0.00	0.00	0.00	0.00	0.00	
5030.51.000.5176700.0000.51583.							
Human Resources Generalist	0.00	0.00	0.00	0.00	30,832.00	30,832.00	
5030.51.000.5176700.0000.51732.							
Human Resources Director	0.00	0.00	140,012.00	72,101.91	74,268.00	82,950.00	
5030.51.000.5176700.0000.51734.							
Human Resources Assistant	30,365.88	31,283.90	62,568.00	28,775.89	100,624.00	100,624.00	
5030.51.000.5176700.0000.51736.							
HR Assistant Manager	0.00	0.00	0.00	0.00	106,341.00	106,341.00	
5030.51.000.5176700.0000.51737.							
HR Sec/Civil Srv Chief Examine	0.00	0.00	0.00	0.00	15,608.00	15,608.00	
5030.51.000.5176700.0000.52001.							
Compensated Absence Adjustment	-3,042.54	3,354.08	0.00	0.00	0.00	0.00	
5030.51.000.5176700.0000.52102.							
Social Security (FICA)	6,213.33	6,867.34	24,885.00	12,460.46	26,134.00	26,798.00	
5030.51.000.5176700.0000.52103.							
Medical Insurance	24,458.69	25,588.09	68,142.00	34,744.40	74,119.00	74,119.00	
5030.51.000.5176700.0000.52104.							
Retirement	9,309.98	9,253.78	33,343.00	16,209.22	32,556.00	33,384.00	
5030.51.000.5176700.0000.52119.							
Paid Family Leave Act	119.95	148.80	716.00	354.38	744.00	763.00	
5030.51.000.5176700.0000.52201.							
Administrative Assessment	30,173.90	32,396.14	100,000.00	55,668.54	115,000.00	115,000.00	
5030.51.000.5176700.0000.52202.							
Second Insurance Fund	16,338.20	15,148.34	75,000.00	20,975.22	50,000.00	50,000.00	
5030.51.000.5176700.0000.52203.							
Supplemental Pension	83,721.67	74,866.03	250,000.00	185,362.77	300,000.00	300,000.00	
5030.51.000.5176700.0000.52204.							
GASB 68 Pension Adjustment	-15,615.00	-10,257.70	0.00	0.00	0.00	0.00	
5030.51.000.5176700.0000.53101.							

	2021 Actuals	2022 Actuals	2023-2024 Budget	2023 Actuals	2025-2026 Requested	2025-2026 Final Budget	
Supplies	0.00	646.26	5,000.00	3,790.43	5,000.00	5,000.00	
5030.51.000.5176700.0000.53501.							
Minor Equipment & Small Tools	0.00	1,926.16	0.00	0.00	0.00	0.00	
5030.51.000.5176700.0000.53503.							
Computer Software	105.50	105.50	0.00	75.16	0.00	0.00	
5030.51.000.5176700.0000.54103.							
Professional Services	24,310.00	28,587.50	300,000.00	29,797.50	300,000.00	300,000.00	
5030.51.000.5176700.0000.54503.							
Rentals-Office Equipment	0.00	0.00	0.00	0.00	0.00	0.00	
5030.51.000.5176700.0000.54601.							
Insurance & Bonds	158,428.00	208,932.00	350,000.00	-13,590.16	350,000.00	350,000.00	
5030.51.000.5176700.0000.54907.							
Other Misc Rentals/Fees	0.00	0.00	0.00	0.00	0.00	0.00	
5030.51.000.5176700.0000.94699.							
Accumulated Leave Assessments	1,586.50	1,586.50	3,243.00	1,621.56	5,979.00	5,978.00	
WC517671 - WC Current Expense WC Medical							
5030.51.000.5176710.0000.54150.							
Medical Reimbursements	303,417.82	545,062.03	1,240,582.00	500,130.63	1,100,000.00	1,100,000.00	
WC517681 - WC Current Expense WC Disabili							
5030.51.000.5176810.0000.54151.							
Disabled Employees	400,268.42	443,319.41	1,000,000.00	313,486.79	1,013,374.00	1,013,374.00	
5030.51.000.5176810.0000.94191.							
IT Administration Assessments	0.00	0.00	0.00	0.00	0.00	0.00	
5030.51.000.5176810.0000.94696.							
Workers Comp Assessments	147.50	147.50	1,042.00	521.04	1,309.00	1,309.00	
5030.51.000.5176810.0000.94697.							
Insurance Mgmt Assessments	482.00	482.00	3,869.00	1,934.52	6,677.00	6,677.00	
5040 - Insurance Management							12,832,014.00
000 - No Department							
IM517700 - IM Unemployment Compensation							
5040.51.000.5177000.0000.54730.							
Unemployment Compensation	41,394.85	96,002.97	260,000.00	59,078.66	260,000.00	260,000.00	
5040.51.000.5177000.0000.55122.							
Unemployment Compensation	0.00	0.00	0.00	0.00	0.00	0.00	
IM519610 - IM Risk Management Administrat							
5040.51.000.5196100.0000.51543.							
Assistant Chief Deputy	135,696.00	145,635.18	304,754.00	129,472.88	342,408.00	342,408.00	
5040.51.000.5196100.0000.51577.							
Risk Manager	104,040.00	107,160.00	214,320.00	110,376.00	227,376.00	227,376.00	
5040.51.000.5196100.0000.51625.							
Safety & Security Program Coord	13,814.47	56,712.00	176,088.00	89,684.00	186,792.00	186,792.00	
5040.51.000.5196100.0000.51715.							

	2021 Actuals	2022 Actuals	2023-2024 Budget	2023 Actuals	2025-2026 Requested	2025-2026 Final Budget
Administrative Assistant 5040.51.000.5196100.0000.51734.	71,148.00	63,888.00	158,346.00	68,896.00	152,856.00	152,856.00
Human Resources Assistant 5040.51.000.5196100.0000.51935.	0.00	0.00	0.00	0.00	0.00	0.00
Holiday 5040.51.000.5196100.0000.52001.	0.00	0.00	0.00	0.00	0.00	0.00
Compensated Absence Adjustment 5040.51.000.5196100.0000.52102.	26,235.52	11,887.51	0.00	0.00	0.00	0.00
Social Security (FICA) 5040.51.000.5196100.0000.52103.	25,031.95	28,452.88	65,293.00	30,406.81	69,572.00	69,572.00
Medical Insurance 5040.51.000.5196100.0000.52104.	62,781.84	59,730.80	136,282.00	66,290.40	141,178.00	141,178.00
Retirement 5040.51.000.5196100.0000.52105.	38,402.39	32,617.39	87,485.00	30,525.16	86,669.00	86,669.00
Uniforms & Accessories 5040.51.000.5196100.0000.52106.	0.00	133.04	0.00	0.00	0.00	0.00
Uniform Laundry 5040.51.000.5196100.0000.52119.	0.00	0.00	0.00	0.00	0.00	0.00
Paid Family Leave Act 5040.51.000.5196100.0000.52204.	480.08	620.23	1,878.00	865.86	1,982.00	1,982.00
GASB 68 Pension Adjustment 5040.51.000.5196100.0000.53101.	-64,407.00	-39,337.91	0.00	0.00	0.00	0.00
Supplies 5040.51.000.5196100.0000.53126.	6,212.27	2,566.01	20,000.00	4,203.04	20,000.00	20,000.00
Ammunition 5040.51.000.5196100.0000.53201.	0.00	0.00	3,000.00	1,085.99	3,000.00	3,000.00
Vehicle Fuel 5040.51.000.5196100.0000.53501.	116.50	577.90	2,000.00	691.82	2,000.00	0.00
Minor Equipment & Small Tools 5040.51.000.5196100.0000.53508.	7,886.82	27,403.42	20,000.00	2,094.16	20,000.00	20,000.00
Computer Replacement 5040.51.000.5196100.0000.54103.	0.00	6,618.49	0.00	4,184.95	0.00	0.00
Professional Services 5040.51.000.5196100.0000.54201.	29,508.88	160,623.64	1,003,672.00	66,156.23	1,000,439.00	1,000,439.00
Postage 5040.51.000.5196100.0000.54202.	0.00	384.68	0.00	100.53	0.00	0.00
Telephone 5040.51.000.5196100.0000.54301.	315.41	1,105.46	0.00	658.88	0.00	0.00
Travel 5040.51.000.5196100.0000.54315.	1,912.15	819.49	15,000.00	1,814.28	15,000.00	15,000.00
Meals 5040.51.000.5196100.0000.54905.	0.00	0.00	0.00	150.90	0.00	0.00

	2021 Actuals	2022 Actuals	2023-2024 Budget	2023 Actuals	2025-2026 Requested	2025-2026 Final Budget
Training	1,850.00	1,893.00	15,000.00	1,814.00	15,000.00	15,000.00
5040.51.000.5196100.0000.54907.						
Other Misc Rentals/Fees	0.00	0.00	0.00	280.67	0.00	0.00
5040.51.000.5196100.0000.93201.						
Fuel Assessment	0.00	0.00	0.00	0.00	0.00	2,000.00
5040.51.000.5196100.0000.93580.						
New Comptr Hardware & Software	0.00	0.00	0.00	0.00	0.00	0.00
5040.51.000.5196100.0000.93581.						
IT Computer Replt Assessments	1,988.00	1,987.00	3,156.00	1,578.00	6,875.00	6,875.00
5040.51.000.5196100.0000.94191.						
IT Administration Assessments	40,832.00	40,833.00	152,761.00	76,380.48	298,178.00	298,178.00
5040.51.000.5196100.0000.94491.						
IT Services (New & Budgeted)	0.00	0.00	0.00	0.00	0.00	0.00
5040.51.000.5196100.0000.94696.						
Workers Comp Assessments	147.50	147.50	2,135.00	1,067.52	15,068.00	15,068.00
5040.51.000.5196100.0000.94697.						
Insurance Mgmt Assessments	482.00	482.00	7,738.00	3,869.04	26,707.00	26,707.00
5040.51.000.5196100.0000.94699.						
Accumulated Leave Assessments	3,251.00	3,251.00	14,936.00	7,467.96	15,914.00	15,914.00
5040.51.000.5196100.0000.94894.						
E R & R Vehicle Maintenance	0.00	0.00	0.00	0.00	0.00	0.00
IM519620 - IM Security						
5040.51.000.5196200.0000.51843.						
Court Security	0.00	0.00	0.00	0.00	120,000.00	0.00
5040.51.000.5196200.0000.51844.						
Court Security	0.00	0.00	0.00	0.00	60,000.00	0.00
5040.51.000.5196200.0000.51845.						
Court Security	0.00	0.00	0.00	0.00	60,000.00	0.00
5040.51.000.5196200.0000.52102.						
Social Security (FICA)	0.00	0.00	0.00	0.00	18,360.00	0.00
5040.51.000.5196200.0000.52103.						
Medical Insurance	0.00	0.00	0.00	0.00	35,295.00	0.00
5040.51.000.5196200.0000.52104.						
Retirement	0.00	0.00	0.00	0.00	11,436.00	0.00
5040.51.000.5196200.0000.52119.						
Paid Family Leave Act	0.00	0.00	0.00	0.00	523.00	0.00
5040.51.000.5196200.0000.53501.						
Minor Equipment & Small Tools	3,000.54	9,454.31	5,000.00	78.88	5,000.00	5,000.00
5040.51.000.5196200.0000.54131.						
Security	144,617.42	180,595.08	850,000.00	314,123.80	543,871.00	849,485.00
5040.51.000.5196200.0000.54503.						
Rentals-Office Equipment	0.00	0.00	0.00	0.00	515.00	515.00

	2021 Actuals	2022 Actuals	2023-2024 Budget	2023 Actuals	2025-2026 Requested	2025-2026 Final Budget	
5040.51.000.5196200.0000.54804.							
Repair/Maintenance-Other	2,199.15	43.47	10,000.00	2,934.90	10,000.00	10,000.00	
5040.51.000.5196200.0000.54907.							
Other Misc Rentals/Fees	0.00	0.00	0.00	0.00	0.00	0.00	
5040.51.000.5196200.0000.94503.							
IT Supplemental Assessment	0.00	0.00	0.00	333.18	0.00	0.00	
IM519660 - IM Risk Transfer Payments							
5040.51.000.5196600.0000.54605.							
Property Insurance	212,485.00	247,483.00	600,000.00	331,948.00	1,000,000.00	1,000,000.00	
5040.51.000.5196600.0000.54606.							
Liability Insurance	1,016,044.00	1,423,266.65	4,000,000.00	1,903,531.00	7,000,000.00	7,000,000.00	
5040.51.000.5196600.0000.54607.							
Bond Insurance	7,208.00	11,938.00	35,000.00	-1,327.43	35,000.00	35,000.00	
IM519670 - IM Claims Processing							
5040.51.000.5196700.0000.54916.							
Property Claims	197.50	1,807.43	200,000.00	3,782.35	200,000.00	200,000.00	
5040.51.000.5196700.0000.54917.							
Liability Claims	183,577.18	238,171.74	825,000.00	90,557.91	825,000.00	825,000.00	
IM594150 - IM Legal Services							
5040.94.000.5941500.0000.56430.							
Capital Software	0.00	0.00	0.00	0.00	0.00	0.00	
5050 - Accumulated Leave							1,882,994.00
000 - No Department							
AL517900 - AL Oth Employee Benefit Progra							
5050.51.000.5179000.0000.52102.							
Social Security (FICA)	38,479.69	41,493.50	40,000.00	46,862.66	90,000.00	90,000.00	
5050.51.000.5179000.0000.52103.							
Medical Insurance	1,246.15	729.08	1,000.00	1,744.95	2,000.00	2,000.00	
5050.51.000.5179000.0000.52104.							
Retirement	38.54	0.00	200.00	69.87	200.00	200.00	
5050.51.000.5179000.0000.52109.							
Unpaid Leave	590,109.15	653,789.07	1,496,444.00	708,308.57	1,788,702.00	1,788,702.00	
5050.51.000.5179000.0000.52119.							
Paid Family Leave Act	851.36	1,039.43	2,092.00	1,482.85	2,092.00	2,092.00	
AL519610 - AL Risk Management Administrat							
5050.51.000.5196100.0000.52204.							
GASB 68 Pension Adjustment	-65.00	-22.00	0.00	0.00	0.00	0.00	
Grand Total	170,470,118.04	160,633,455.56	497,635,584.00	177,824,582.70	531,204,824.00	540,523,174.00	540,523,174.00